



NBF



NBF SIGNATURE SERIES **NEW!**

Clean, Clear and Uncluttered

AT WORK COLLECTION

Available on pages 24-31 and at NBF.com >>



IMAGINE THE POSSIBILITIES


How we work is changing, and so too are the environments that we work in. Create a space that inspires and invigorates. At NBF, we'll make it easier—and a lot less expensive—than you ever imagined.



**NATIONAL BUSINESS
FURNITURE**

Your path to a better workplace starts here.

DESKS AND OFFICE SUITES	6-109
WORKSTATIONS AND CUBICLES	110-125
CHAIRS	126-173
CONFERENCE & TRAINING ROOM	174-217
RECEPTION AND LOBBY	218-269
STACKING AND FOLDING	270-279
BREAKROOM FURNITURE	280-297
FILING AND STORAGE	298-321
INDEX	322A-D



ORDER & PRODUCT INFORMATION

800-558-1010

M-F: 7:30AM-9:00PM, Sat & Sun: 9:00AM-7:00PM (EST)

Shop thousands of more products online:

www.NBF.com

CREATE AN OFFICE THAT INSPIRES



SHIPS TODAY

Need furniture fast? Our most popular products ship same-day when you order by 3pm.

LIFETIME GUARANTEE

Rest easy knowing all of our products are backed by our lifetime guarantee.

EXCLUSIVE PRODUCTS

Products developed with you in mind. Look for our NBF Signature Series® and Officient® brands throughout the catalog.



NBF IS HERE TO HELP

every step of the way



DESIGN SERVICES

From single offices to entire office floors, our consultants will help you design your space with our vast selection of furniture.

TO GET STARTED, CALL US AT:
800-558-1010





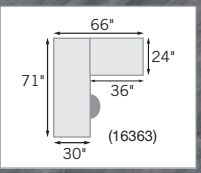
E

D

H

J

B \$1095



\$2895
16114 — EXECUTIVE L-DESK SUITE
Includes: (1) 16363, (1) 34966,
(2) 37391 and (2) 30932



\$1395
16112 — DESK AND STORAGE SET
Includes: (1) 16362, (1) 37392 and (1) 34967

NBF SIGNATURE
— SERIES —

The Clear Choice

Stunning Minimalist Style in Glass and Silver

BRILLIANT COLLECTION

If you are looking for the ultimate in modern, minimalist style this executive office collection is the clear choice. Available in tempered Glass or White Pearl laminate with matching silver laminate storage options.

- 12mm tempered glass or White Pearl high-pressure melamine laminate top with 2mm PVC edge banding and two cord grommets in corners
- Polished, cast aluminum legs
- File drawers lock and hold letter/legal hanging files
- Assembly required, except lateral file and mobile pedestals

L-DESKS — Fully reversible return. Laminate top option has three cord grommets (two in desk corners, one in return).

MODESTY PANEL — Brushed Silver high-pressure laminate with 1mm PVC edge band. Simply attach to desk.


GLASS DOOR CABINET — Two vertical glass doors and four storage areas with stationary dividers. LED light inside.

WARDROBE CABINET — One wardrobe cabinet (left-hand door) with garment rod, and one storage cabinet (right-hand door) with one shelf. Three drawers (two box, one file). Doors and drawers lock.

MOBILE PEDESTALS — Two lockable drawers (one box, one file) and five casters (two lock).

KEY NO.	DESCRIPTION	WxDxH	PRICE
A 16362	Laminate Desk	71"x30"x29"	\$595
— 16360	Glass Desk	71"x30"x29"	695
— 16364	Laminate L-Desk	71"x66"x29"	959
B 16363	Glass L-Desk	71"x66"x29"	1095
C 16349	Modesty Panel	48"x1"x11"	59
D 30932	Lateral File	37"x19"x30"	459
E 37391	Glass Door Cabinet w/ Light	37"x19"x30"	349
F 37392	Wardrobe	24"x24"x48"	579
G 34967	Laminate Top Pedestal	16"x20"x23"	239
H 34966	Glass Top Pedestal	16"x20"x23"	259

Choose Top:



Glass (shown) Pearl White (shown)

SHIPS TODAY!

- J 57506 — MESH-BACK CHAIR 27"WX26"DX38-41½"H.....\$259
- K 56622 — HARPER CHAIR 25"WX25½"DX39½-42½"H.....\$229



\$1895
86549 — L-DESK SUITE
Includes: (1) 16204, (1) 16466, (1) 16468,
(1) 16469, (1) 16472, (1) 16473 and (1) 16474

AS LOW AS
\$539^B



\$3795
86551 — 2-PERSON SUITE
Includes: (2) 16198, (2) 16466, (2) 16467, (2) 16468,
(2) 16469, (1) 16471, (2) 16472 and (2) 16474



\$1595
86550 — OFFICE SUITE
Includes: (1) 16463, (1) 16467, (1) 16468,
(1) 16470, (1) 16471 and (1) 16472

AS LOW AS
A \$379

NBF SIGNATURE SERIES — **NEW!**

Simplicity At Its Finest

PORTLAND COLLECTION

A cluttered and disorganized space can increase stress and reduce productivity. Take control of your workspace with this simple, modern and elegant solution that offers ample work and storage space in a graceful, modern design.

- Angled Steel legs with Dark Gray powdercoat finish and leveling glides
- Sandalwood laminate surfaces; desktops have 2mm PVC edge banding
- Gray fabric upholstered tackboards, modesty panel, bench and mobile pedestal cushions provide a soft accent

✂ Assembly required unless noted

DESKS AND L-DESKS — Smooth top with no cord grommets. L-Desks assemble with right or left side return. Shown with *Hadley* chairs.

STORAGE CREDENZA — Choose with or without doors. Both offer a large storage area with one shelf. One lock secures both doors.

HUTCH W/ TACKBOARD — Two storage areas with doors, two open shelves at center, fabric-covered tackboard interior, and an LED light underneath bottom shelf.

MOBILE PEDESTAL W/ CUSHION — Includes file drawer, supplies drawer and removable top cushion.

WARDROBE CABINET — One hanger bar and one shelf behind single door.

2-DRAWER LATERAL FILE — One storage and one letter/legal size file drawer on full-extension metal glides; one lock secures both. Anti-tip mechanism. Fully assembled.

Learn more about the *Portland Collection*
Search: **Portland** @ NBF.com

KEY NO.	DESCRIPTION	WxDxH	1-3	4+
— 16462	60" Desk	60"x30"x29½"	\$319	\$295
A 16463	72" Desk	72"x30"x29½"	395	379
— 16201	60" L-Desk	60"x78"x29½"	529	495
— 16206	72" L-Desk	72"x66"x29½"	549	529
B 16204	72" Executive L-Desk	72"x78"x29½"	559	539
C 16198	60" Compact L-Desk	60"x66"x29½"	495	479
D 16470	Storage Credenza	29½"x19"x25"	198	189
E 16469	Storage Credenza w/ Doors	29½"x19"x25"	239	219
F 16472	Hutch	59"x16"x35"	349	329
G 16468	Two Drawer Lateral File	29½"x19"x25"	295	279
H 16467	Mobile Pedestal w/ Cushion	16"x19"x25"	259	239
J 16474	Wardrobe Cabinet	16"x22"x59"	279	259
K 16473	4-Shelf Bookcase	16"x22"x59"	259	239
L 16471	Bench Seat	24"x16"x18"	189	179
M 16466	Modesty Panel/Divider	55"x12"x1"	79	69

SHIPS TODAY!



AS LOW AS
\$759^A



AS LOW AS
\$495^C

ASTORIA COLLECTION

Impress clients and coworkers alike with this modern minimalist collection. Bold solid surfaces contrast beautifully with subtle Silver accents, translucent modesty panels and tapered Chrome legs.

- Dark Walnut melamine laminate top with knife-edge
- Silver aluminum hardware and aluminum legs with levelers
- Acrylic modesty panels on desks
- Silver accent strips on storage units
- File drawers accommodate letter/legal sized files
- Meets Greenguard® certified indoor air quality standards

✓ Fully assembled, unless noted

L-DESKS — Include one locking box/file pedestal. 60" and 71" desks have two power/data ports. Return is reversible. Curved Executive L-Desk has one power/data port in return. Right return only.

60" AND 71" DESKS — Straight front with power/data port centered on side.

CRENENZA — Locking two drawer lateral file in center with a box/file pedestal on right and storage area on left with adjustable shelf. Attach feet.

WARDROBE — Two locking doors, coat hook and two recessed shelves can be assembled inside right or left door; two full depth shelves for other side. Assembly required.

LATERAL FILE — Two locking drawers. Attach feet. Fully assembled.

MOBILE PEDESTAL — Locking box/file pedestal. Five casters (three lock). Attach casters.

KEY NO.	DESCRIPTION	WxDxH	1-2	3+
— 14431	71" L-Desk	71"x78"x30"	\$839	\$795
A 14432	60" L-Desk	60"x78"x30"	789	759
B 14433	Executive L-Desk	71"x63"x30"	839	795
C 14434	71" Desk	71"x30"x30"	529	495
— 14435	60" Desk	60"x30"x30"	495	479
D 36766	Credenza	65"x24"x30"	679	659
E 36767	Wardrobe Cabinet	40"x20"x48"	319	298
F 30627	Lateral File	35"x24"x30"	429	395
G 34515	Mobile Pedestal	16"x20"x26"	219	198

SHIPS TODAY!



AS LOW AS
B \$795

NBF SIGNATURE
— SERIES —

Mid-Century Modern Simply Sophisticated

SWING COLLECTION

This slim-profile task chair pairs perfectly with the Astoria Collection's simplified design. Swing-back arms let you sit closer to the desk and allow freedom of movement.

- Black PVC-free polyurethane upholstery with height-adjustable arms, and Silver accents
 - Upholstered molded foam seat with memory foam top layer
 - Aluminum five-star base with dual-wheel carpet casters
 - Four ergonomic adjustments including seat depth
 - Meets Greenguard® certified indoor air quality standards
- ✂ Assembly required

SWING TASK CHAIR — Overall: 38"Wx35"Dx39-43"H.
Seat: 21"Wx21"Dx17-21"H.

H 57151 \$298

SHIPS TODAY!





NBF SIGNATURE
— SERIES —

Sit or Stand Strengthen Your Image with Industrial Style

URBAN COLLECTION

View more of the *Urban Collection* on pages 14-15 or Search: **Urban** @ NBF.com




AS LOW AS
\$1395

Concrete-pattern or Weathered Walnut laminate joins with black metal and wood for the ultimate in industrial style.

- Scratch resistant laminate top with MDF core and two grommets in corners
- Height-adjustable return
- Black painted wood legs and trim, metal mesh modesty panel and X-end accents

✂ Assembly required

Choose Finish:



Concrete (shown) Weathered Walnut

KEY NO.	DESCRIPTION	WxDxH	1-2	3+
A 16377	Adj. Height L-Desk (right return)	60"x80"x30-45"	\$1439	\$1395
B 16378	Adj. Height L-Desk (left return)	60"x80"x30-45"	1439	1395
- 16379	Adj. Height Executive L-Desk (right return)	72"x80"x30-45"	1495	1449
- 16370	Adj. Height Executive L-Desk (left return)	72"x80"x30-45"	1495	1449
C 36743	Wardrobe w/ Lateral File	36"x21"x72"	929	895
D 14398	Standing Height Desk	48"x21"x42"	495	479

GSA CONTRACT Listed in blue

AMBIENT CHAIR — Plush memory foam seat for comfort. Available in three colors. See NBF.com for colors and headrest options. Overall: 25"Wx23"Dx37-40½"H. Seat: 19"Wx20"Dx17-20"H.

E 57072(1-5) \$219; (6+) \$198



Desks have solid wood legs with metal X-leg inserts and mesh panels.

Wire management grommets keep your desk free of wires for an organized place.



AS LOW AS
A \$1295



Industrial Chic for Modern Appeal

URBAN COLLECTION

Get the strength of metal and warmth of weathered wood in this neo-industrial office collection. Coordinating storage unit options make it easy to keep your desk uncluttered.

- Scratch resistant Weathered Walnut laminate tops and panels on MDF core
- Solid wood legs and accent trim, and metal X-leg inserts and mesh modesty panels in smooth Black finish
- All drawers extend on ball bearing glides
- ✎ Assembly required unless noted

L-DESKS — Reversible return desks have two grommets in desk and data port (3 USB/2 power ports) in return. Metal mesh modesty panel.

EXECUTIVE AND COMPACT DESKS — Two cord grommets and a metal mesh modesty panel.

STANDING-HEIGHT DESK — Metal mesh modesty and side panels.

STORAGE CREDENZA — Four doors conceal two storage areas, each with adjustable shelf. Four box drawers, levelers, and unfinished back. Fully assembled.

LATERAL FILE — Two letter/legal size filing drawers (top drawer locks) and unfinished back. All laminate design. Fully assembled.

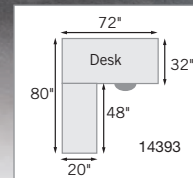
MOBILE PEDESTALS — Two drawers (one box, one locking letter-size file) and four casters. Cushioned pedestal has 2½" thick Black upholstered pad that attaches with Velcro. Fully assembled.

WARDROBE W/ LATERAL FILE — Two adjustable shelves and a coat hook behind two doors. Stacks on lateral file. Unfinished top and back; fully assembled.

STACKING SHELF — 16¾"W. cubbies with adjustable shelves. Stacks on storage credenza or lateral file. Unfinished back and top; fully assembled.

CONFERENCE TABLES — Each 48" section has one grommet to run wires out base.

PRIVACY SCREENS — Black laminate exterior and whiteboard interior. Attach to desktop fronts and sides with Black metal brackets. Fully assembled.



Reversible return



Inside view

KEY NO.	DESCRIPTION	WxDxH	1-2	3+
— 14392	L-Desk	72"x80"x30"	\$989	\$929
A 14393	L-Desk w/ Pedestal	72"x80"x30"	1339	1295
B 14394	Compact L-Desk	60"x80"x30"	929	895
— 14395	Compact L-Desk w/ Pedestal	60"x80"x30"	1295	1259
— 14396	Executive Desk	72"x32"x30"	619	589
C 14397	Compact Desk	60"x32"x30"	549	519
D 14398	Standing-Height Desk	48"x21"x42"	495	479
E 36742	Storage Credenza	72"x21"x30"	1039	995
F 30624	Lateral File	36"x21"x30"	519	495
G 34556	Mobile Pedestal	18"x20"x20"	359	339
H 34557	Mobile Pedestal w/ Cushion	18"x20"x23"	449	419
J 36743	Wardrobe w/ Lateral File	36"x21"x72"	929	895
K 36744	Stacking Shelf	36"x16"x42"	379	359
L 45073	48" Conference Table	48"x48"x30"	619	589
M 45074	96" Conference Table	96"x48"x30"	1195	1149
— 21406	30" Privacy Screen	30"x¾"x12"	79	69
N 21407	58" Privacy Screen	58"x¾"x12"	98	89
P 21408	70" Privacy Screen	70"x¾"x12"	119	105

GSA CONTRACT Listed in blue

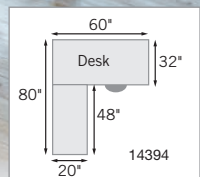
Choose Finish:



Weathered Walnut Concrete (shown)



AS LOW AS
D \$479



Reversible return



\$2795

86286 — CONFERENCE ROOM SET

Includes: (1) 45074, (2) 36744, (1) 36742

AS LOW AS
M \$1149

\$219
ITEM #57072



\$2095

86287 — COMPACT OFFICE SET

Includes: (1) 14397, (1) 36744,
(1) 30624 and (2) 34557

AS LOW AS
C \$519



AS LOW AS
\$495 A

\$1095
 16458 — COMPACT DESK SET
 Includes: (1) 16453, (1) 16445
 and (1) 16447



AS LOW AS
J \$949



AS LOW AS
H \$579

NBF SIGNATURE
 — SERIES — **NEW!**

Industrial Design for the Loft Look

RIVET COLLECTION

Riveted metal detail steals the show in this loft-style collection. Laminate tops radiate a warm weathered look, while heavy-duty steel bases mean business. A standing-height desk, meeting tables and several storage pieces help you furnish your entire office.

- Weathered-look laminate tops have metal edging with exposed rivets
 - Metal legs, frames and edging have Charcoal powdercoat finish
 - File drawers hold letter/legal hanging files, extend on ball bearing full-extension slides, and have metal pulls and label holders
- ✂ Assembly required, except file and mobile pedestal; simply attach glides or casters

COMPACT DESK AND L-DESK — Metal edge with rivets, heavy-duty steel X-base and leveling glides. L-Desk has reversible return.

STANDING-HEIGHT DESK — Metal edge with rivets, heavy-duty steel X-base and leveling glides.

WARDROBE — Two shelves behind the door, four hooks (two each on inside back and inside left panel) and two oversized, lockable box drawers. Includes leveling glides and finished back.

LATERAL FILE — Two lockable file drawers. Has anti-tip mechanism, leveling glides and finished back.

MOBILE FILE PEDESTAL — Two lockable drawers (one box, one file) and five casters.

BOOKCASE — Open metal frame with four shelves. Includes anti-tip wall anchor brackets and leveling glides.

CONFERENCE AND MEETING TABLES — Metal edge with rivets and leveling glides. Meeting table has four legs, conference table has X-base.

Learn more about the *Rivet Collection*
 Search: **Rivet** @ NBF.com

AS LOW AS
\$419 ^G

AS LOW AS
\$749 ^B

\$2179

16459 — EXECUTIVE OFFICE SUITE
Includes: (1) 16454, (1) 16451,
(1) 16445 and (2) 16446

KEY NO.	DESCRIPTION	WxDxH	1-2	3+
A 16453	Compact Desk	59"x30"x30"	\$529	\$495
B 16454	Compact L-Desk	59"x59"x30"	795	749
C 16451	Standing-Height Desk	48"x24"x42"	429	395
D 16447	Wardrobe	20"x16"x61"	419	395
E 16444	Lateral File	36"x21"x30"	379	359
F 16445	Mobile File Pedestal	16"x20"x20"	249	229
G 16446	Bookcase	20"x16"x61"	429	419
H 16452	Meeting Table	47"x47"x30"	595	579
J 16455	Conference Table	95"x41"x30"	995	949

HARPER CHAIR — Saddle Brown bonded leather upholstery with horizontal channel tufting, memory foam seat, fixed aluminum arms and Chromed metal five-star base with dual-wheel casters. Adjustable seat height, knee tilt and tilt lock. Assembly required.
Overall: 25"Wx25"Dx39-42"H. Seat: 21"Wx19"Dx20-23"H.

K 52412(1-5) \$229; (6+) \$209

SUEDE ACCENT CHAIR — Cushioned microfiber Brown suede upholstery and solid wood legs. Simply attach legs.
Overall: 22"Wx23"Dx32"H. Seat: 22"Wx18"Dx20"H.

L 76885 \$179

 SHIPS TODAY!

 SHIPS TODAY!



NBF SIGNATURE
— SERIES —

Stand or Sit Furniture Designed For The Way You Work

METROPOLITAN COLLECTION

Elegant, modern and versatile this collection is perfect for every space — from open concept to private office. Standard and adjustable-height desk options, plus a wide choice of storage solutions, keep employees organized, comfortable and productive.

- Black or Boardwalk Walnut laminate over pressed wood core with Silver-painted wood accents
- Drawers fully extend on glides
- Privacy screen attaches to the Computer Desk only
- ✦ Fully assembled except desks

View more of the *Metropolitan Collection* on pages 20–23 or Search: **Metropolitan** @ NBF.com

ADJUSTABLE-HEIGHT L-DESKS AND COMPUTER DESK —

L-Desk features adjustable height return allowing you to work in a sitting or standing position. All desks have modesty panel and two desktop grommets and wire management through inside of legs.

WARDROBE CABINET W/ LATERAL FILE — Top half has two doors with three shelves and one coat hook inside. Two lower drawers (top one locks) for letter/legal hanging files.

LATERAL FILE — Two drawers (top one locks) for letter/legal hanging files.

BOOKCASE W/ DOORS — Four shelves (two adjustable) on top. Two doors below, with one fixed shelf inside. Shelves hold up to 35 lbs. each.

MOBILE PEDESTAL — Three drawers (two storage, one lockable for letter/legal hanging files) and four casters (two swivel, two fixed).

PRIVACY SCREEN — Frosted glass dividers attach to the desk with two mounting brackets. This screen can be mounted to the computer desk only.




AS LOW AS
B \$1179

KEY NO.	DESCRIPTION	WxDxH	1-2	3+
A 14353	Computer Desk	60"x32"x31"	\$398	\$389
- 16380	Adjustable-Height L-Desk (rt. return)	60"x80"x31-45"	1195	1179
B 16381	Adjustable-Height L-Desk (lt. return)	60"x80"x31-45"	1195	1179
- 16382	Adjustable-Height Executive L-Desk (rt. return)	72"x80"x31-45"	1279	1249
- 16383	Adjustable-Height Executive L-Desk (lt. return)	72"x80"x31-45"	1279	1249
C 36952	Wardrobe Cabinet w/ File	36"x21"x78"	995	979
D 30875	Lateral File	36"x21"x31"	519	495
E 32997	Bookcase w/ Doors	36"x12"x78"	559	539
F 34948	Mobile Pedestal	18"x20"x28"	359	329
G 21353	58"W Privacy Screen	58"x25"x12"	129	119

SHIPS TODAY!

GSA CONTRACT Listed in blue

Choose Color:



Black (shown)

Boardwalk Walnut

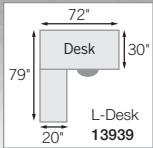


Adjustable-height return shown in lower position.



Inside view of L-Desk w/ pedestal.

\$3895
86242 — L-DESK OFFICE SUITE
Includes: (1) 13940, (1) 36952,
(1) 13942, (1) 13943 and (1) 32996



Reversible return



AS LOW AS
A \$1039

NBF SIGNATURE
— SERIES —

METROPOLITAN COLLECTION

Enjoy a variety of configurations with this contemporary collection. From the executive office suite to shared-space benching, these versatile pieces fit a wide spectrum of workspace needs.

- Boardwalk Walnut or Black laminate with PVC edge banding and Silver accents
- Full-extension drawers hold letter/legal size hanging files
- Desktop grommets route cords through leg panels
- ✂ Fully assembled unless noted

L-DESKS — Reversible return includes power center with three USB ports and two power outlets. One grommet in return, two in desk. L-desk with pedestal includes 3-Drawer Mobile Pedestal. Assembly required.

EXECUTIVE DESK — Straight-front desk with two grommets. Assembly required.

CREDENZA — Two box and one locking file drawer in each of two pedestals. Power center has three USB ports and two power outlets. Unfinished back for placement against wall.

HUTCH — Four soft-closing doors and four storage cubbies. One adjustable shelf behind each door. Unfinished back for placement against wall.

3-DRAWER MOBILE PEDESTAL — Two box and one locking file drawer. Two swivel and two fixed casters.

2-DRAWER PEDESTAL — Two file drawers; bottom drawer locks.

LATERAL FILE — Two file drawers; top drawer locks.

WARDROBE W/ FILE — Wardrobe stacks on top of the lateral file, and has two doors that conceal three shelves and a coat hook. Unfinished back.

BOOKCASES — Four adjustable and two fixed shelves. Holds up to 35 lbs. per shelf. Bookcase with doors conceals one fixed shelf. Unfinished back for placement against wall.

PRIVACY SCREENS — Frosted glass dividers attach to the executive desk or desk return with two mounting brackets. Assembly required.



Silver trim accentuates the rich woodgrain laminate.



Desktop grommets, for convenient power access and tangle-free cords.



Roomy drawers extend completely for lots of full-access storage.



AS LOW AS
C \$459



AS LOW AS
B \$695

\$5349
13944 — L-DESK OFFICE SET
 Includes: (3) 13939, (3) 36952 and (3) 21734

KEY NO.	DESCRIPTION	WxDxH	1-2	3+
A	13940 L-Desk w/ Pedestal	72"x79"x31"	\$1069	\$1039
B	13939 L-Desk	72"x79"x31"	729	695
C	13941 Executive Desk	72"x32"x31"	479	459
D	13942 Kneespace Credenza	72"x21"x31"	929	895
E	13943 Hutch	72"x12"x47"	649	619
F	34948 3-Drawer Mobile Pedestal	18"x20"x28"	359	329
G	34949 2-Drawer Pedestal	18"x20"x28"	329	298
H	30875 Lateral File	36"x21"x31"	519	495
J	36952 Wardrobe w/ File	36"x21"x78"	995	979
K	32996 Bookcase	36"x12"x78"	459	439
—	32997 Bookcase (w/ Doors)	36"x12"x78"	559	539
L	21733 28"W Glass Privacy Panel	28"x¼"x12"	109	98
M	21734 70"W Glass Privacy Panel	70"x¼"x12"	139	129



\$2495
13945 — L-DESK BENCHING SET
 Includes: (2) 13940, (3) 21734 and (2) 21733

SHIPS TODAY!

GSA CONTRACT Listed in blue

Choose Color:



Boardwalk Walnut Black (shown)

LINEAR MESH CHAIR — Vertical mesh with cast aluminum base. Assembly required. Overall: 28"Wx26"Dx39-43"H. Seat: 21"Wx20"Dx19-23"H.

N 56021 (1-2) \$369; (3-4) \$349; (5+) \$329

EXECUTIVE MESH-BACK CHAIR — Tufted leather seat, headrest and trim, and a mesh back. Assembly required. Overall: 28"Wx27"Dx50"H. Seat: 20"Wx20"Dx18-22"H.

P 56475 (1-3) \$495; (4-6) \$479; (7+) \$469



\$2395
86243 — EXECUTIVE OFFICE SUITE
 Includes: (1) 13941, (1) 30875, (1) 13942 and (1) 13943

SHIPS TODAY!

GSA CONTRACT Listed in blue



AS LOW AS
A \$829

E



Data hub includes two power, three USB ports for easy connectivity.



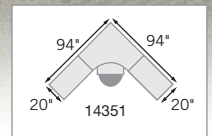
Monitor arm secures into desktop grommet; holds one or two monitors.

\$1149

14361 — CORNER DESK

W/ RETURNS AND PEDESTAL

Includes: (1) 14351 and (1) 34948



NBF SIGNATURE
— SERIES —

Create a Team Environment

METROPOLITAN COLLECTION

Make everyone feel like part of the team with this expansive desk collection. Stand-alone, corner or benched, there's a desk for every need. Matching tables extend the contemporary style into your conference room.

- Black and Boardwalk Walnut laminate with Silver painted wood trim, 1½" PVC edge banding and Silver pulls
- Silver painted wood on legs, under desk trim, and modesty panels
- Grommets route cords through panel legs
- Data hub includes two power and three USB ports
- Monitor mount holds one or two screens

✂ Assembly required unless noted

CORNER DESKS — Top has 30"W curved cutout for user comfort, centered grommet, and modesty panels. Each return has a data hub.

60" DESK — Two grommets and modesty panel.

COMPACT L-DESK — Reversible return with data hub and grommet in desktop.

3-DRAWER MOBILE PEDESTAL — Three full-extension drawers (two box, one locking file) and four hidden casters (two swivel, two fixed). Holds letter and legal size files. Fully assembled.

2-DRAWER FILE PEDESTAL — Two full-extension file drawers (bottom drawer locks). Holds letter and legal size files. Fully assembled.

CONFERENCE TABLES — Panel leg X-base with levelers. 48" table seats four people, 96" seats eight.

PRIVACY SCREENS — Frosted glass dividers attach to desk tops with mounting brackets.

MONITOR MOUNT — Fits in grommet or clamps on desk top.



B



F



AS LOW AS
C \$389

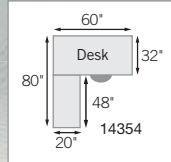
E



\$4395

14362 — COMPACT L-DESK BENCHING SET
Includes: (4) 14354, (4) 34948, (4) 21353 and (2) 21734

AS LOW AS
D \$629



Reversible return.

KEY NO.	DESCRIPTION	WxDxH	1-2	3+
A 14351	Corner Desk w/ Returns	94"x94"x31"	\$859	\$829
B 14352	Corner Desk	46"x46"x31"	395	379
C 14353	60" Desk	60"x32"x31"	398	389
D 14354	Compact L-Desk	60"x80"x31"	649	629
E 34948	3-Drawer Mobile Pedestal	18"x20"x28"	359	329
F 34949	2-Drawer File Pedestal	18"x20"x28"	329	298
G 45067	48" Conference Table	48"x48"x31"	629	595
H 45068	96" Conference Table	96"x48"x31"	1249	1195
- 21733	28"W Privacy Screen	28"x1/4"x12"	109	98
J 21353	58"W Privacy Screen	58"x1/4"x12"	129	119
K 21734	70"W Privacy Screen	70"x1/4"x12"	139	129
L 60083	Monitor Mount	38"x2"x22"	89	-

SHIPS TODAY!

GSA CONTRACT Listed in blue

HIGH-BACK CHAIR — Mesh back with fabric-upholstered memory foam seat. Assembly required. Overall: 25"Wx27"Dx41-45"H. Seat: 21"Wx21"Dx18-22"H

M 56046(1-5) \$239; (6-10) \$229; (11-15) \$219; (16+) \$209

MID-BACK CHAIR — Mesh back with fabric-upholstered memory foam seat. Assembly required. Overall: 25"Wx26"Dx38-41"H. Seat: 21"Wx21"Dx18-22"H.

N 56043(1-5) \$229; (6-10) \$219; (11-15) \$209; (16+) \$198

NESTING CHAIR — Black mesh back and fabric-upholstered memory foam seat. Assembly required. Overall: 26"Wx25"Dx38"H. Seat: 19"Wx19"Dx19"H.

P 51038(2-4) \$169; (6-10) \$165; (12-14) \$159; (16+) \$154

SHIPS TODAY!

GSA CONTRACT Listed in blue

Choose Color:



Boardwalk Walnut Black (shown)



Learn more about the *At Work Collection*
Search: **At Work** @ NBF.com



E

D

C

AS LOW AS
B \$679

NBF SIGNATURE
— SERIES — **NEW!**

Expand Your Storage Space A Clean and Clutter-Free Office



\$289
ITEM #51789



AS LOW AS
A \$795

AT WORK COLLECTION

A clutter-free workspace is easier with the bold new desk styles in this popular collection. Solid panel construction, more drawers, and doors expand your concealed storage options.

- Laminate surfaces
- Framed and perforated metal modesty panels
- Brushed Nickel finished metal hardware
- ✂ Assembly required

BOWFRONT L-DESK — Reversible return, five lockable drawers (three letter/legal file, two box) and three cord grommets (back corners of desk, back middle of return).

BOWFRONT AND COMPACT DESKS — Five lockable drawers (three letter/legal file, two box) and two cord grommets at back corners.

CREDENZAS — One center drawer and six lockable drawers (two letter/legal file, four box), one centered cord grommet at back.

ADJUSTABLE-HEIGHT DESK — Legs have Brushed Nickel finish. One cord grommet also accepts optional power accessory with one outlet and two USB ports.

HUTCHES W/ GLASS DOORS — Semi-translucent glass doors (three on 60"W hutch, four on 72"W), fabric tackboard back panel with cord access gap at bottom, and under-cabinet LED light to illuminate work area.

KEY NO.	DESCRIPTION	WxDxH	1-2	3-5	6+
A 16314	Bowfront L-Desk	71"x77"x30"	\$859	\$829	\$795
B 16413	Bowfront Desk	71"x36"x30"	695	689	679
— 16411	Compact Desk	60"x30"x30"	659	649	639
— 16410	60" Credenza	60"x24"x30"	639	629	619
C 16412	72" Credenza	72"x24"x30"	669	659	649
D 16089	48" Adjustable-Height Desk	48"x24"x26-51"	619	595	579
— 16078	60" Hutch w/ Glass Doors	60"x15"x37"	395	389	379
E 16079	72" Hutch w/ Glass Doors	72"x15"x37"	439	429	419

 **SHIPS TODAY!**

Choose Color:



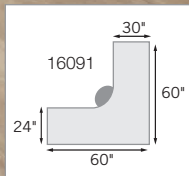
Warm Ash
(shown)

Espresso
(shown)

Gray



#57072



AS LOW AS
\$959 C



#76621

AS LOW AS
D \$1095



Electric height adjustment (26-51") with four programmable settings makes changing positions quick and easy.

View the complete collection
Search: **At Work** @ NBF.com



AS LOW AS
\$759^B

\$1295

16111 — ADJUSTABLE HEIGHT SET
Includes: (1) 16098, (1) 34561 and (1) 21426

NBF SIGNATURE
— SERIES —

Adjustable-Height for Better Health Keep Your Day — and Body — Moving

AT WORK COLLECTION

Keep your *At Work* Collection growing with the new adjustable-height tables. Rectangular or L-style, expanding your office is easy at these excellent prices.

- Scratch-resistant laminate with 2mm PVC edge band
- 2" cord grommet accepts optional power accessory
- ✦ Assembly required

ADJUSTABLE-HEIGHT DESKS — Have one cord grommet and are available with or without modesty panel. L-desks desktop depth is 30" on right-hand side, 24" on left.

HUTCH W/ GLASS DOORS — Semi-translucent doors; three on 60"W Hutch, four on 72"W Hutch. Fabric tackboard, LED light to brighten workspace, and small gap at back bottom for wire management.

MOBILE PEDESTAL — Three locking drawers (one file, two box) on full-extension slides. Holds letter-size hanging files. Simply attach five casters.

MOBILE STORAGE PEDESTAL — One door with two shelves and a pullout supply tray inside.


KEY NO.	DESCRIPTION	WxDxH	1-2	3-5	6+
— 16089	Adjustable-Height Desk	48"x24"x26-51"	\$619	\$595	\$579
— 16097	Adjustable-Height Desk w/ modesty panel	48"x24"x26-51"	669	649	629
A 16090	Adjustable-Height Desk	60"x24"x26-51"	739	719	695
B 16098	Adjustable-Height Desk w/ modesty panel	60"x24"x26-51"	795	779	759
— 16092	Adjustable-Height Desk	72"x24"x26-51"	859	829	795
— 16100	Adjustable-Height Desk w/ modesty panel	72"x24"x26-51"	929	895	879
C 16091	Adjustable-Height L-Desk	60"x60"x26-51"	1059	1019	959
— 16099	Adjustable-Height L-Desk w/ modesty panel	60"x60"x26-51"	1095	1049	995
— 16093	Adjustable-Height L-Desk	72"x60"x26-51"	1159	1119	1059
D 16101	Adjustable-Height L-Desk w/ modesty panel	72"x60"x26-51"	1229	1159	1095
E 46283	Compact Desk	60"x24"x30"	279	269	259
F 46284	Executive Desk	72"x24"x30"	329	319	309
G 16078	60"W Hutch w/Glass Doors	60"x15"x37"	395	389	379
H 16079	72"W Hutch w/Glass Doors	72"x15"x37"	439	429	419
J 34561	Mobile Pedestal	16"x23"x28"	259	249	229
K 34562	Mobile Storage Pedestal	16"x21"x27"	269	259	239
L 21426	Short Divider	61"x2"x52"	349	—	—

Choose Finish:



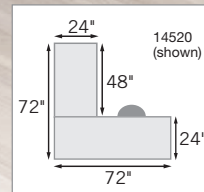
Gray (shown) Espresso Warm Ash

SHIPS TODAY!

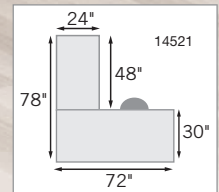


AS LOW AS
A \$479

\$2695
14524 — COMPLETE OFFICE SET
Includes: (1) 14520, (1) 46286, (1) 32161,
(1) 34561, (1) 34562, (2) 30626 and (2) 36749



Standard L-Desk



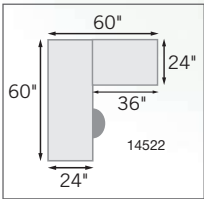
Executive L-Desk



\$2995
46449 — 4-PERSON WORKSTATION
Includes: (4) 14522, (4) 34561 and (4) 91522



\$1895
14972 — CURVED L-DESK OFFICE
Includes: (1) 14663, (1) 34965, (1) 36859 and (1) 21429



\$1429
14523 — TWO-PERSON COMPACT WORKSTATION SET
Includes: (2) 14522, (1) 34561, (1) 34562 and (1) 91522

Compact L-Desk



A Solution for Your Entire Office AT WORK COLLECTION

From desks to storage, this popular collection gives you all the pieces and flexibility you need to create your ideal office. Clean, uncluttered lines and the bold contrast of Espresso, Warm Ash, or Gray laminate with brushed nickel and frosted glass lend a modern style.

- European floating-top design and perforated modesty panels
- Tough, ¾" laminate top surface with 2 mm. edge branding
- All-steel understructure frame with large 1¼" square steel legs
- One grommet in 48" table, two grommets in all other tables

✂ Assembly required, pedestals and files ship assembled

L-DESKS — Reversible. Choose standard, executive or compact.

CURVED L-DESK — Curved work surface with two cord grommets.

TABLES — Available with or without modesty panels. 72"x20" table comes with glides and casters if mobility is needed.

LATERAL FILE — Locking, two-drawer file has full-extension glides, anti-tip mechanism and accommodates both letter and legal size files.

STORAGE CABINETS — With frosted glass or laminate doors, has two adjustable shelves. Shelves support up to 45 lbs. Stack on top of lateral files.

72" STORAGE CABINET — Two locking doors and four shelves (three adjustable). Anti-tip hardware included.

BOOKCASE — Has two adjustable shelves that support up to 45 lbs.

MOBILE PEDESTAL — Three locking drawers (two box, one letter size file) and anti-tip fifth wheel.

FILE PEDESTAL — Includes two locking file drawers.

MOBILE STORAGE PEDESTAL — With two shelves and tray for supplies.

WARDROBE CABINETS — Three lockable full-extension drawers (two box, one letter-size file). One wardrobe and one storage area with lockable doors.

FROSTED GLASS PRIVACY PANEL — Tempered glass with subtle striped pattern. Must be placed between two tables/desks.

TALL DIVIDER — Metal frame with 1¼" flat-profile feet.

KEY NO.	DESCRIPTION	WxDxH	1-2	3-5	6+
A	14520 L-Desk	72"x72"x30"	\$519	\$495	\$479
—	14521 Executive L-Desk	72"x78"x30"	579	569	559
B	14522 Compact L-Desk	60"x60"x30"	479	469	459
C	14663 Curved L-Desk	72"x72"x29"	479	469	449
—	46289 72"x30" Table (w/ modesty panel)	72"x30"x30"	459	449	439
—	46290 72"x24" Table (w/ modesty panel)	72"x24"x30"	389	379	369
—	46372 60"x24" Table (w/ modesty panel)	60"x24"x30"	329	319	309
—	46373 48"x24" Table (w/ modesty panel)	48"x24"x30"	259	249	239
—	46285 72"x30" Table	72"x30"x30"	409	395	389
D	46286 72"x20" Table	72"x20"x30"	339	329	309
—	46284 72"x24" Table	72"x24"x30"	329	319	309
—	46283 60"x24" Table	60"x24"x30"	279	269	259
—	46282 48"x24" Table	48"x24"x30"	219	209	198
E	30626 Lateral File	36"x19"x29"	459	449	429
F	36749 Storage Cabinet (glass doors)	36"x19"x43"	319	309	298
—	36750 Storage Cabinet (laminate doors)	36"x19"x43"	298	289	279
G	36754 72" Storage Cabinet	36"x18"x72"	369	349	—
H	32161 Bookcase	36"x19"x43"	249	239	219
J	34561 Mobile Pedestal	16"x21"x27"	259	249	229
K	34965 File Pedestal	16"x21"x27"	249	239	219
L	34562 Mobile Storage Pedestal	16"x21"x27"	269	259	239
—	36858 Wardrobe Cabinet (left)	24"x24"x48"	549	519	495
M	36859 Wardrobe Cabinet (right)	24"x24"x48"	549	519	495
—	91521 72" Frosted Glass Privacy Panel	72"Wx12"H	179	169	159
N	91522 60" Frosted Glass Privacy Panel	60"Wx12"H	159	149	139
—	91523 48" Frosted Glass Privacy Panel	48"Wx12"H	129	119	109
P	21429 Tall Divider	96"x2"x78"	749	—	—

SHIPS TODAY!

Choose Finish:



Espresso (shown)



Warm Ash (shown)



Gray

\$1835

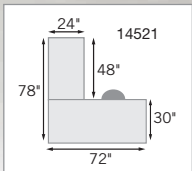
46446 — EXECUTIVE L-DESK SET

Includes: (1) 14521, (1) 14424, (1) 34561 and (2) 30626



AS LOW AS
D **\$339**

AS LOW AS
A **\$559**



Reversible return.

NBF SIGNATURE
— SERIES —

A Modern Look for Your Office

AT WORK COLLECTION

Brighten your workspace with the trend-forward Warm Ash color of our most popular *At Work* collection. Rich-looking laminate and Brushed Nickel finishes will take your office from dull to dynamite.

- ¾" thick scratch-resistant laminate tops with floating top design. All pieces have 2mm PVC edge band
- Steel frame and perforated modesty panels with Brushed Nickel powdercoat finish
- Meets Greenguard® certified indoor air quality standards

➤ Assembly required; files and pedestals ship assembled

L-DESK — Reversible configuration. Two grommets in desktop, one in return.

DESKS — Two grommets in desktop.

STANDING-HEIGHT DESKS — Perforated panels on ends. One wire grommet in top of 48"W desk, two in 60"W desk.

LATERAL FILE — Two locking drawers on full-extension glides, and anti-tip mechanism. Holds letter and legal size hanging files.

MOBILE PEDESTAL — Three locking drawers (one file, two box) on full-extension glides. Holds letter size hanging files. Simply attach five casters.

FROSTED PRIVACY PANELS — Attach between two desks.

DIVIDERS — Metal frame with Brushed Nickel powdercoat finish and 1 1/4" flat-profile feet. Short dividers have one row each of White and Black inserts. Tall Dividers have two rows of Black inserts and one row of White inserts.



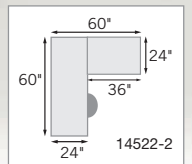


\$3849

14525 — 6-PERSON COMPACT L-DESK SET

Includes: (6) 14522 (6) 34561 and (3) 91522

AS LOW AS
B \$459



Reversible return.

KEY NO.	DESCRIPTION	WxDxH	1-2	3-5	6+
A 14521	Executive L-Desk	72"x78"x30"	\$579	\$569	\$559
— 14520	L-Desk	72"x72"x30"	519	495	479
B 14522	Compact L-Desk	60"x60"x30"	479	469	459
— 46289	72"x30" Desk (w/ modesty)	72"x30"x30"	459	449	439
— 46290	72"x24" Desk (w/ modesty)	72"x24"x30"	389	379	369
— 46372	60"x24" Desk (w/ modesty)	60"x24"x30"	329	319	309
— 46285	72"x30" Desk	72"x30"x30"	409	395	389
— 46284	72"x24" Desk	72"x24"x30"	329	319	309
C 46283	60"x24" Desk	60"x24"x30"	279	269	259
D 14424	48"W Standing-Height Desk	48"x24"x42"	359	349	339
E 14425	60"W Standing-Height Desk	60"x30"x42"	509	495	489
F 30626	Lateral File	36"x19"x29"	459	449	429
G 34561	Mobile File Pedestal	16"x21"x27"	259	249	229
— 91521	72"W Frosted Glass Panel	72"Wx12"H	179	169	159
H 91522	60"W Frosted Glass Panel	60"Wx12"H	159	149	139
— 91523	48"W Frosted Glass Panel	48"Wx12"H	129	119	109

KEY NO.	DESCRIPTION	WxDxH	PRICE
J 21420	49"W Short Divider	49"x2"x53"	\$329
K 21421	61"W Short Divider	61"x2"x53"	349
— 21422	73"W Short Divider	73"x2"x53"	429
L 21423	73"W Tall Divider	73"x2"x78"	569
— 21424	96"W Tall Divider	96"x2"x78"	749

EASY STOOL — Fabric upholstery over memory foam seat. Aluminum base, adjustable seat height. Overall: 16"dia.x26-31"H. Seat: 16"dia.

M 50019(1-3) **\$109**; (4+) **\$98**

PERFORMA EXECUTIVE MESH CHAIR — Fabric upholstered memory foam seat, cast aluminum base. Supports up to 400 lbs. Overall: 27"Wx27"Dx47-53"H. Seat: 20"Wx18-20"Dx18-22"H.

N 50021 (1-3) **\$379**; (4-7) **\$359**; (8+) **\$339**

C2 MESH-BACK CHAIR — 3" thick memory foam seat and nylon base. Overall: 25"Wx23"Dx33-37"H. Seat: 19"Wx20"Dx17-21"H.

P 56942 (1-6) **\$198**; (7-14) **\$189**; (15+) **\$179**

SHIPS TODAY!

GSA CONTRACT Listed in blue

\$2249

46447 — 2-PERSON STATION WITH DIVIDERS

Includes: (2) 46283 (1) 14424, (2) 34561, (2) 21421 and (1) 21420



\$3549

46448 — 4-PERSON STATION WITH DIVIDERS

Includes: (4) 46283, (2) 14424, (4) 34561, (2) 21421 and (1) 21420





NBF SIGNATURE
— SERIES —

Simple and Efficient Create Collaborative and Private Workspaces



Top left: Silver accents highlight the crisp White leg finish.

Top right: Grommets included in each desktop fit Charge & Connect units. Item 91738

Bottom left: Subtle Beige fabric-covered dividers create a soothing work environment.



LINEAR MESH CHAIR — Vertical mesh on seat and back in White or Black. Flip arms and lumbar support. Assembly required. Overall: 25"Wx24"Dx28-52"H. Seat: 19"Wx20"Dx18-22"H.

A 56064 (white mesh)..... (1-3) **\$229**; (4+) **\$209**

B 56065 (black mesh)..... (1-3) **\$229**; (4+) **\$209**

SHIPS TODAY!



AS LOW AS
C \$479

AS LOW AS
A \$209

\$3449

10247 — 4-PERSON WORKSTATION
Includes: (2) 10242, (4) 10245, (1) 10231,
(2) 34446, (2) 21006 and (2) 21004

ELEMENT COLLECTION

Whether you work solo or in groups, this streamlined collection configures to your needs—private desks, joined workstations, standing-height desks and integrative storage.

- Driftwood laminate with White powdercoated metal frames and silver-accented legs
- File drawers with silver drawer pulls accommodate letter/legal files

✦ Assembly required

2-PERSON STATIONS — Each 48" top is supported by one frame. Each user side is 24"D with two cord grommets.

DESKS — Single user desk with two cord grommets.

L-DESKS — Three cord grommets (two in desk, one in reversible return).

LOW CREDENZA — Two drawers (one locking box, one file), and an open storage area with one adjustable shelf. Fits underneath desks.

HUTCH — Fits on 71"W Desk and Executive L-Desk. One-sided with two open storage spaces and solid back panel.

WARDROBE — One door is reversible for right- or left-hand opening. Includes hanging bar inside.

STORAGE CABINET — Two lockable sliding doors with one shelf inside. Two open cubbies at top.

MOBILE PEDESTAL — Three locking drawers (two box, one file), and four casters. Simply attach casters and handles.

DIVIDERS/MODESTY PANEL — Beige fabric upholstered panels attach to desk frames with included hardware.

KEY NO.	DESCRIPTION	WxDxH	1-2	3-5	6+
— 10241	48"W 2-Person Station	48"x48"x30"	\$449	\$429	\$409
C 10242	59"W 2-Person Station	59"x48"x30"	519	495	479
D 10230	59"W Desk	59"x24"x30"	289	279	269
— 10229	71"W Desk	71"x34"x30"	349	329	309
— 10243	Compact L-Desk	59"x59"x30"	495	479	459
E 10244	Executive L-Desk	71"x81"x30"	549	529	509
F 10231	Standing-Height Desk	48"x24"x42"	379	359	339
G 10245	Low Credenza	48"x20"x21"	419	395	385
H 34442	Hutch	71"x13"x21"	169	159	149
J 34443	Wardrobe	16"x24"x51"	349	329	309
K 34446	Storage Cabinet	48"x18"x43"	349	339	329
L 34020	Mobile Pedestal	16"x22"x27"	239	229	209
M 21004	22"W Desktop Divider	22"x35"x12"	59	—	—
— 21005	46"W Desktop Divider	46"x35"x12"	69	—	—
N 21006	58"W Desktop Divider	58"x35"x12"	79	—	—
— 21007	70"W Desktop Divider	70"x35"x12"	89	—	—
P 10238	Modesty Panel	48"x35"x18"	79	—	—

SHIPS TODAY!

14423 — U-DESK W/ HUTCH (right bridge)
 Includes: (1) 16045 and (1) 15738



AS LOW AS
A \$1449



European Design at an Affordable Price

Polish your professional image with this sleek Euro-inspired office collection. Silver finished hardware and accents contrast beautifully with handsome woodgrain laminate, for high-end style that's easy on your budget.

- Durable scratch-resistant woodgrain laminate in choice of three smooth and two textured finishes
- Silver finished hardware and accents
- 1" thick tops with handsome beveled edges
- Laminate is CARB compliant certified for indoor air quality standards
- ✂ Assembly required unless noted

U-DESK — Integrated pedestal with large desktop and center drawer

L-DESK — Features curved conference ends and one pedestal, with one pencil, one box drawer and one locking file drawer.

HUTCH — Wall mounted hutch or desktop option. Features two frosted glass doors with silver finished frames. One shelf and three storage cubbies at center. Bookcases for desktop option require assembly.

STORAGE CREDENZA — Features two glass and two laminate doors. Each set of doors lock. One adjustable shelf on each side.

LATERAL FILE — Two locking full extension file drawers with stability counterweight. Holds letter and legal size files.

MOBILE PEDESTAL — Two box and one file drawer with full-extension ball bearing glides. Locking 2" casters. Fully assembled.

2-SHELF CORNER BOOKCASE — One adjustable shelf, one fixed bottom shelf. Each 1" thick shelf supports 25 lbs. evenly distributed.

CONFERENCE TABLE — Silver modesty and 4"x8" grommet on each end.

PRESENTATION BOARD — Magnetic, non-ghosting whiteboard for markers or projection. Marker tray and two doors with tack fabric lining. Fully assembled.

KEY NO.	DESCRIPTION	WxDxH	1-3	4+
A 16045	U-Desk (right bridge)	72"x104"x30"	\$1495	\$1449
— 16046	U-Desk (left bridge)	72"x104"x30"	1495	1449
B 13790	L-Desk (right return)	116"x63"x30"	1349	1295
C 36554	Storage Credenza	72"x20"x30"	729	695
D 34001	Mobile Pedestal	16"x18"x27"	329	319
E 34003	Lateral File	36"x20"x30"	629	619
F 15738	Hutch	72"x20"x38"	839	829
G 36552	Wall Hutch	72"x15"x18"	589	569
H 32070	Corner Bookcase	20"x20"x30"	189	179
J 41755	10' Conference Table	120"x48"x30"	1079	1059
K 80546	Presentation Board	48"x3"x48"	519	495

Choose Laminate Finish:

Smooth:




Gray (shown)

Mahogany

Mocha

Textured:



Sea Salt

Brown Sugar

MESH-BACK NESTING CHAIR — Contoured fabric seat flips up for easy storage. Assembly required. Overall: 22"Wx25"Dx36"H. Seat: 18"Wx17"Dx19"H.

L 52351(2-10) \$239; (12-16) \$229; (18+) \$219

SHIPS TODAY!

Bid #ESCNJ/AEPA-18D

The Educational Services Commission of New Jersey
NJ State Approved Co-op #65MCECCPS

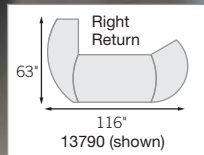
Bid Term: 3/1/18 - 2/28/20

~~\$2449~~ Commercial Business Furniture

13791 — L-DESK OFFICE SET

Includes: (1) 13790,
(1) 36554 and (1) 36552

AS LOW AS
\$1295 B

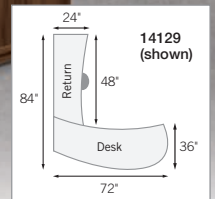


AS LOW AS
J \$1059

14240 —
COMPLETE L-DESK OFFICE
Includes: (1) 14129, (1) 14119,
(1) 32699, (1) 36597, (2) 30902,
(1) 30901 and (1) 32700



AS LOW AS
A \$1649



Transition Into a New Office

Give your workplace a comprehensive update. Rich textured finishes, modern acrylic and sparkling chrome will energize your office and meeting spaces.

- Lightly textured, scratch-resistant laminate surfaces; smooth knife-edge tops
- Acrylic modesty and door panels
- Chrome pulls and stand-offs punctuate the modern look
- File drawers on full-extension ball bearing glides hold letter/legal size files
- Many accessories shown here available at NBF.com

✂ Assembly required; pedestals and presentation board ship assembled

L-DESKS — Curved bowfront edge, acrylic modesty panel, and two lockable pedestals with five drawers (file/file on desk and box/box/file on return).

U-DESKS W/ HUTCH — Curved bowfront edge, acrylic modesty panel, and two lockable pedestals with five drawers (file/file on credenza and box/box/file on desk). Hutch has acrylic sliding doors on an aluminum track, and two side shelves.

STORAGE CREDENZA — Two acrylic sliding doors three adjustable shelves.

LATERAL FILE — Two locking file drawers. Can support stacking storage.

STORAGE LATERAL FILE — One locking lateral file drawer, one shelf with an acrylic sliding door and can support stacking storage.

STORAGE CABINET — Two doors conceal two shelves (one adjustable). Cable grommets in back panel. Raised top can support stacking storage.

STACKING CABINETS — Two wood or acrylic doors and two adjustable shelves. Cable grommets. Stacks on 30"H storage cabinets and lateral file.

3-SHELF STACKING BOOKCASE — Two adjustable shelves and cord management access in back panel. Stacks on 30"H storage and lateral file.

2-SHELF BOOKCASE — One adjustable shelf and cord management access at top of back panel. Supports stacking storage.

8' CONFERENCE TABLE — 1½" thick boat-shaped top and two solid panel legs with integrated cable management channels.

SQUARE CONFERENCE TABLE — 1½" thick square top with curved edges, and square pedestal base.

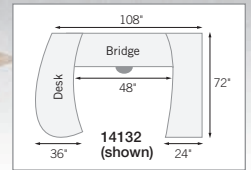
COFFEE AND END TABLES — 1½" thick raised top and four square legs.

KEY NO.	DESCRIPTION	WxDxH	1-3	4+
A 14129	L-Desk (right return)	72"x84"x30"	\$1695	\$1649
— 14170	L-Desk (left return)	72"x84"x30"	1695	1649
B 14132	U-Desk w/ Hutch (rt bridge)	72"x108"x72"	2895	2849
— 14171	U-Desk w/ Hutch (lt bridge)	72"x108"x72"	2895	2849
C 36596	Storage Credenza	72"x24"x30"	869	849
D 30901	Lateral File	36"x23"x30"	639	629
E 30902	Storage Lateral File	36"x23"x30"	619	595
F 36597	Storage Cabinet	36"x23"x30"	519	495
G 14120	Wood Door Stacking Cabinet	36"x17"x42"	519	495
H 14119	Acrylic Door Stacking Cabinet	36"x17"x42"	639	619
J 32699	3-Shelf Stacking Bookcase	36"x23"x42"	329	319
K 32700	2-Shelf Bookcase	36"x23"x30"	389	379
L 45036	8' Conference Table	96"x42"x30"	829	795
M 45035	Square Conference Table	42"x42"x30"	479	459
N 80573	Presentation Board	48"x2"x48"	649	629
P 41952	Coffee Table	48"x48"x16"	419	395
Q 41954	End Table	24"x24"x25"	259	249

Choose Laminate Finish:



Textured Brown Sugar (shown) Textured Mocha (shown) Textured Driftwood (shown)



\$1395

COMPLETE LOUNGE GROUPING
ORDER:

- 53050 — ATLANTIC CHAIR SET
- Includes: (2) 53030\$829
- 41952 — COFFEE TABLE\$419
- 41954 — END TABLE\$259

NBF SIGNATURE
— SERIES —

Club and Conference Seating for Small and Large Groups

Add cushioned club chairs for a more relaxing lounge area, and modern or transitional conference chairs for getting down to business.

ATLANTIC CLUB CHAIR — Seat and back are upholstered in fabric, with PVC-free faux leather on arms. Chrome legs. Assembly required. Overall: 32"Wx31"Dx30"H. Seat: 23"Wx20½"Dx18"H.

R 53030 \$439

Choose Fabric/Polyurethane Combination:

GSA CONTRACT Listed in blue



Straw/Buf
Sky/Ocean
Pepper/Black
(shown)

ARRAY CHAIR — Memory foam seat with Black PVC-free faux leather upholstery, aluminum arms and Chrome base. Assembly required. Overall: 25"Wx25"Dx39-42"H. Seat: 21"Wx19"Dx20-23"H.

S 56621(1-5) \$279; (6+) \$259

SHIPS TODAY!





H



Inside view of L-desk.



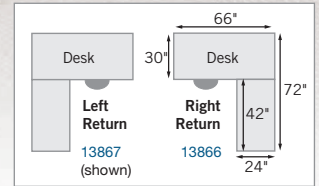
L

\$5895

13868 — L-DESK W/ FILE SET (right return)
Includes: (1) 13866 and (4) 34944

13869 — L-DESK W/ FILE SET (left return)
Includes: (1) 13867 and (4) 34944

A \$1595



Conveniently placed grommets keep cables tidy and out of your way.



Laminate edges are protected with scuff-resistant PVC banding.



Handles feature elegant geometric detailing.



Leg levelers adjust to uneven floor surfaces.

NBF SIGNATURE
— SERIES —

A Complete Suite — Fully Assembled and Ready to Use

ASCEND COLLECTION

Reinforce your professional image with coordinating office furniture. Several desk sizes, configurations and finishes make it easy to find the perfect fit. And the storage hutch and multiple file size options offer the full functionality you need for your busy workplace.

- Thermally fused laminate over high-quality MDF; PVC edge banding
- Leveling steel legs with Black powdercoat finish
- Lockable drawers have full-extension ball bearing glides
- ✦ Fully assembled unless noted

DESKS — L-, U-, Executive Desks and Credenza have two pedestals (two box and one file drawer in each) and hold letter and legal hanging files. Computer Desk has one pedestal (two box, one file drawer) on left and cubby on right. All except the Executive Desk has cable grommets. Attach return to L- and bridge to U-desks.

HUTCH — Four doors, two storage compartments and grommet in back.

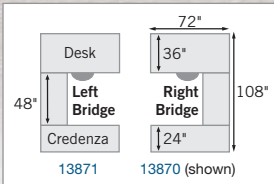
FILES — Accommodate letter or legal files. Side locking on two-drawer files. Front locking on four-drawer files.



F

C \$1195

E



B \$2095



\$2849

13872 — U-DESK W/ HUTCH SET (right bridge)

Includes: (1) 13870 and (1) 36574

13873 — U-DESK W/ HUTCH SET (left bridge)

Includes: (1) 13871 and (1) 36574

KEY NO.	DESCRIPTION	WxDxH	PRICE
A 13867	L-Desk (left return)	66"x72"x29"	\$1595
— 13866	L-Desk (right return)	66"x72"x29"	1595
— 13871	U-Desk (left bridge)	72"x108"x29"	2095
B 13870	U-Desk (right bridge)	72"x108"x29"	2095
C 13850	Executive Desk	72"x36"x29"	1195
D 13853	Computer Desk	66"x30"x29"	1095
E 13854	Credenza	72"x24"x29"	1149
F 36574	Hutch	72"x16"x37"	829
G 34943	2-Drawer Vertical File	16"x24"x29"	595
H 34944	4-Drawer Vertical File	16"x24"x57"	1095
J 30870	2-Drawer Lateral File	39"x24"x29"	729
K 30871	4-Drawer Lateral File	31"x24"x61"	1395

GSA CONTRACT Listed in blue

OVERTIME MESH-BACK CHAIR — PVC-free polyurethane upholstered contoured foam seat, mesh back and five-star aluminum base. Overall: 27"Wx27"Dx41"H.

Seat: 20"Wx20"Dx19–23"H.

L **57021** (1–3) **\$325**; (4–7) **\$309**; (8+) **\$298**


SHIPS TODAY!

GSA CONTRACT Listed in blue



D \$1095

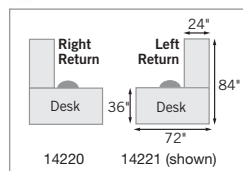
Choose Combination or Solid Finish:



An Original Look for Every Room



AS LOW AS
A \$1095



This versatile line, designed with simple lines, elegant accents and mixed materials, offers a wide selection of pieces to complete your space.

- Mocha or Walnut laminate with silver and glass accents
- Frosted, tempered glass modesty panels and hutch doors
- Desk and credenza pedestals feature two box and one file drawer; adjustable dividers in each box drawer and a pencil tray in the top drawer
- All pedestals lock separately
- Grommet holes in desks keep wires out of the way

✦ Partial assembly required unless noted. Pedestals and files ship assembled

EXECUTIVE DESK — Bowfront desktop and two pedestals.

L-DESKS — Two pedestals and your choice of a left or right return.

EXECUTIVE U-DESKS — Desk has one box/box/file pedestal, credenza has two box drawers, one personal file and a lateral file pedestal configuration.

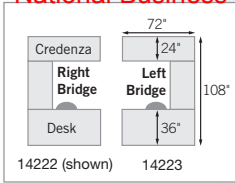
KNEESPACE CREDENZAS — Two widths with two pedestals.

HUTCH — Contains two storage cabinets with frosted glass doors. Provides letter storage and cable access through the back. Fully assembled.

BOOKCASES — Choose from five-shelf, open bookcase with two adjustable shelves or bookcase with doors and one adjustable shelf. Bookcase with door ships assembled.

STORAGE CABINETS — Wardrobe storage, includes two cabinets with adjustable shelves, and a metal rod in the left cabinet for hanging garments. Lateral file storage has an upper cabinet with two adjustable shelves and a lower, two-drawer letter/legal file. Ship assembled.

LATERAL FILE — Two letter/legal file drawers have central locking mechanism and anti-tip device for added safety. Ships assembled.



AS LOW AS
C \$1995

\$3895

14227 — EXECUTIVE OFFICE SET
Includes: (1) 14224, (1) 14219, (1) 30483,
(1) 15456 and (1) 90862

\$2295

32827 — COMPLETE LIBRARY WALL SET
Includes: (2) 32826 and (1) 32694



KEY NO.	DESCRIPTION	WxDxH	1-3	4+
A 14219	Executive Desk	72"x42"x30"	\$1129	\$1095
— 14220	L-Desk (rt. return)	72"x84"x30"	1429	1395
B 14221	L-Desk (lt. return)	72"x84"x30"	1429	1395
— 90861	Keyboard Tray (return)	27"x18"x3"	179	—
C 14222	Executive U-Desk (rt. bridge)	72"x108"x30"	2049	1995
— 14223	Executive U-Desk (lt. bridge)	72"x108"x30"	2049	1995
D 14224	72"W Kneespace Credenza	72"x24"x30"	979	959
E 14225	70"W Kneespace Credenza	70"x24"x30"	949	929
— 90862	Pencil/Keyboard Tray	34"x18"x3"	179	—
F 15456	Hutch	72"x16"x42"	1269	1239
G 32826	Open Bookcase	36"x16"x72"	759	729
H 32694	Bookcase w/ Doors	36"x16"x72"	879	859
J 31602	Wardrobe Storage	36"x24"x72"	1379	1339
K 30484	Lateral File w/ Storage	36"x24"x72"	1449	1395
L 30483	Lateral File	36"x24"x30"	695	679

Choose Laminate Finish:



\$3695

16386 — COMPLETE WALL SET
Includes: (1) 14225, (1) 31602 and (1) 30484



E

F

D

J

F



K

^c \$549

All This. Ships Today.

When You Need It Now — Office Suites That Ship Today

FORMATION COLLECTION

Need your office set up fast? This attractive collection is the solution. No need to sacrifice quality for affordability, with 1" thick tops and end panels with durable melamine laminate that resists scratches, chipping and burns. Add our selection of contemporary chairs, and you've got instant office elegance.

- Thermally fused melamine laminate over 1" thick engineered wood; 2mm PVC edge banding
- ¾" adjustable glides
- Locking drawers have 100 lb. ball bearing suspension
- ✂ Assembly required; pedestals and files ship assembled

L-DESKS — Two box and one file drawer in desk; two file drawers in return. Cable access grommet in return.

U-DESK — Two box and one file drawer in desk; two file drawers in credenza and cable access grommet in bridge.

BOWFRONT DESK, COMPACT DESK AND CREDEENZA — Two box and one file drawer in left side; two-drawer file pedestal on right.

HUTCH — Four door hutch provides extra storage with locks.

LATERAL FILE — With locking letter/legal file drawers.

KEY NO.	DESCRIPTION	WxDxH	PRICE
— 16144	Bowfront L-Desk	71"x90"x29"	\$659
A 16147	Compact L-Desk	66"x78"x29"	619
B 16151	U-Desk	71"x108"x29"	795
C 16141	Bowfront Desk	71"x42"x29"	549
— 16145	Compact Desk	66"x30"x29"	489
D 16148	Credenza	71"x24"x29"	489
E 34577	Hutch	71"x16"x39"	249
F 30626	Lateral File	35"x22"x29"	459
G 16149	Reception Desk	71"x72"x42"	649
H 46998	42" Round Table	42"Dia.x29"H	189

Choose Finish:

SHIPS TODAY!




HARPER CHAIR — PVC-free polyurethane upholstery or bonded recycled leather with ribbed detailing on seat back. Steel base and arms have a chrome finish. Assembly required. Overall: 25"Wx25"Dx39-42"H. Seat: 21"Wx25"Dx19½-22½"H.

- J 56622 (polyurethane)..... (1-5) \$229; (6+) \$209
- 52412 (bonded leather) (1-5) \$229; (6+) \$209

Choose Color:

SHIPS TODAY!




COMPASS GUEST CHAIR — Wall-saver design protects your wall. Metal frame features silver powder coat finish. Gap between seat and back allows for easy, safe cleaning. Overall: 24"Wx26"Dx33½"H. Seat: 22"Wx23"Dx18"H.

- K 76517 (1-4) \$219; (5+) \$209

Fabric/Polyurethane Combo:

Polyurethane (PVC-free):

SHIPS TODAY!





NBF SIGNATURE
— SERIES —

Modern Style For Your Whole Office

CONTEMPORARY COLLECTION

From the reception area, to the conference room and private office, enjoy more flexibility when planning your office. This collection's space-efficient design accommodates tighter configurations and smaller offices. Plus, its sturdy construction and timeless style provides lasting value.

Turn the page for pricing and product information
or Search: **Contemporary** @ NBF.com



U
(2 SHOWN)



T
(2 SHOWN)

AS LOW AS
c \$829

The Collection that Outfits Every Room



A



B S



C



D S



E R



F



G



H



J



K



L



M



N



P



Q



NBF SIGNATURE
— SERIES —

CONTEMPORARY COLLECTION

Outfit any office space with this expansive collection. From reception area to meeting room, you'll find the workspace and storage pieces you need to succeed.

- Four resilient laminate finishes with extra durable "Super Edge"
- Brushed Aluminum and standard Black handles included, you choose (American Espresso and Autumn Walnut handle options are both Silver)
- Full-extension ball bearing slides on file drawers
- Wire management in desks and credenza
- Meets Greenguard® certified indoor air quality standards
- ✦ Assembly required; pedestals and files ship assembled



Search: **Contemporary**
@ NBF.com for more product information, and to view the complete collection including preconfigured sets that take the guesswork out of office design.

Choose Laminate Finish:



American Mahogany (shown)



American Dark Cherry (shown)



American Espresso (shown)



Autumn Walnut Walnut (shown)

KEY NO.	DESCRIPTION	WxDxH	1-4	5+
A 13070	Executive Desk	66"x30"x30"	\$679	\$659
B 15774	Bow Front Desk	71"x42"x30"	749	729
C 13072	Compact L-Desk	66"x78"x30"	849	829
D 14656	Executive L-Desk	71"x84"x30"	879	849
E 13336	Inside Curve L-Desk	71"x71"x30"	839	795
F 13071	U-Desk	71"x108"x30"	995	959
G 15777	Bow Front U-Desk	71"x113"x30"	1079	1049
H 15775	Credenza	71"x24"x30"	729	695
J 42109	Adjustable-Height Table	60"x30"x28-46"	569	549
K 30777	Lateral File	36"x32"x30"	439	419
L 36298	Combination File	36"x32"x30"	369	359
M 32751	5-Shelf Bookcase	32"x14"x71"	279	269
N 15776	Hutch w/ Doors	71"x15"x36"	379	369
P 14722	Bookcase Hutch	36"x15"x36"	179	169
Q 14724	Bookcase Hutch w/ Doors	36"x15"x36"	269	259
R 90886	Keyboard Tray	23"x13"x1"	59	—
S 90887	Center Drawer	20"W	89	—
T 31632	Storage Cabinet	36"x22"x30"	349	339
U 36962	Wall-Mounted Cabinet	36"x15"x17"	249	239
V 32750	3-Shelf Bookcase	32"x14"x48"	198	189
W 40852	Round Table	42"dia.x30"	269	259
X 40848	Conference Table	71"x36"x30"	419	395
Y 80267	Presentation Board	48"x3½"x48"	439	419
Z 15780	Reception Desk	71"x72"x42	929	895

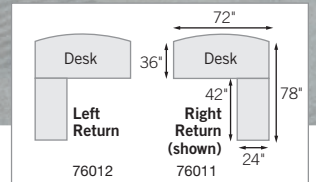
SHIPS TODAY!



A
\$1495



Inside view.



Create a Contemporary Office with a Suite of Matching Items

Clean, contemporary styling with durability you can count on. Laminate panels resist marks and scratches. Full-extension letter/legal file drawers lock with a single key. Fully assembled, unless noted.

RECEPTION L-DESKS — Full 42" high privacy panels and a bowfront transaction counter. Attach return.

BOWFRONT L-DESKS — Two box/file pedestals. Grommet in return. Attach return.

LATERAL FILES — Includes anti-tip safety feature.

BOWFRONT DESK — Has two locking box/file pedestals.

CREDENZA — Includes keyboard tray. Provides wire management and storage for papers, printer and PC.

HUTCH — Two storage compartments behind four doors, with five paper storage shelves underneath. 18½" monitor clearance under cabinet, back panel opening for wires.

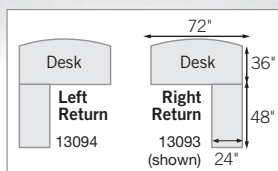
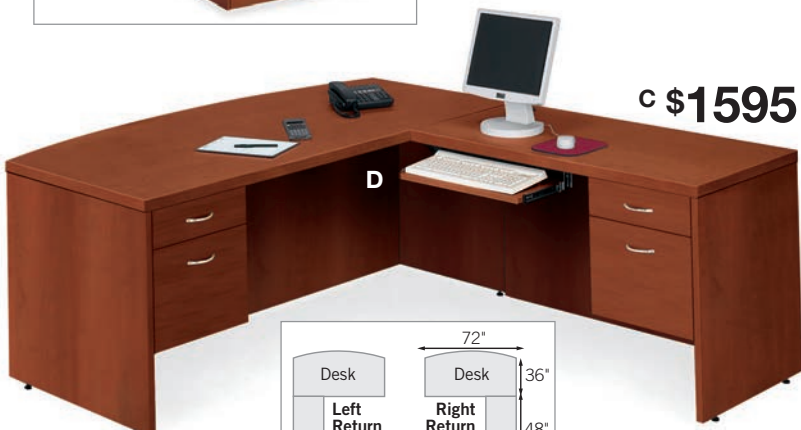
STORAGE CABINET W/ LATERAL FILE — Two adjustable shelves.

BOOKCASES — Shelves are 1" thick and are adjustable.

ROUND TABLES — Available in three sizes. Assembly required.

MOBILE TRAINING BOARD — Double-sided, 72"H white-board. Includes markers, eraser and holder.

NESTING CHAIRS — Comfortable mesh-back chairs fold for easy nesting and storage. Assembly required.



\$1149
G

\$5195

86191 — COMPLETE OFFICE SET

Includes: (1) 13095, (1) 13096, (1) 31978, (1) 31979,
(1) 32869 and (1) 32870



Three-quarter drawer pedestals provide extra leg space.

KEY NO.	DESCRIPTION	WxDxH	PRICE
A 76011	Reception L-Desk (right return)	72"x78"x42"	\$1495
— 76012	Reception L-Desk (left return)	72"x78"x42"	1495
B 36305	Mobile Pedestal	16"x22"x28"	559
C 13093	Bowfront L-Desk (right return)	72"x84"x29"	1595
— 13094	Bowfront L-Desk (left return)	72"x84"x29"	1595
D 91641	Keyboard Tray	21"x18"x1"	139
E 30780	2-Drawer Lateral File	37"x24"x29"	829
F 30781	4-Drawer Lateral File	31"x21"x57"	1449
G 13095	Bowfront Desk	72"x36"x29"	1149
— 13655	Right Pedestal Desk	48"x30"x29"	649
H 13096	Credenza	72"x24"x29"	895
J 31978	Hutch	72"x16"x37"	1095
K 31979	Storage Cabinet w/ Lateral File	36"x24"x66"	1195
L 32869	5-Shelf Bookcase	36"x16"x66"	649
M 32870	Corner Bookcase	24"x24"x66"	679
— 40896	36" Round Table	36"dia.x29"	489
— 40897	42" Round Table	42"dia.x29"	589
N 40898	48" Round Table	48"dia.x29"	649
P 80270	Mobile Training Board	49"x24"x72"	759

Choose Laminate Finish:



Black (shown) Windsor Cherry (shown) Natural Maple Mahogany

NESTING CHAIRS — Overall 24"Wx24"Dx37"H. Ships two per carton.

Q 51326 (2-12) \$175; (14-20) \$169; (22-28) \$165; (30+) \$159

SHIPS TODAY!

GSA CONTRACT Listed in blue



N \$649



\$5849

13355 — EXECUTIVE DESK SET
Includes: (1) 13347, (1) 13350,
(1) 13353, (1) 31844, (1) 31845 and (1) 91414

A \$1349



M



Q

N

NBF SIGNATURE
— SERIES —

Upscale Offices at Remarkable Prices

FAIRBANKS COLLECTION

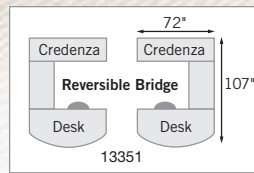
Working in luxury is closer than you might think. The *Fairbanks* Collection includes beautiful wood veneer surfaces and exclusive drawer and door pulls, all at a surprisingly affordable price.

- Select hardwood veneers are crafted with a traditional multi-step, medium-gloss finish
- Transitional design with decorative reeded desk edges
- Teardrop hardware in Brushed Silver and Brass included
- Pedestals lock; drawers are full-extension on ball-bearing glides
- Hutches and U-desk bridge are outfitted with grommets
- ANSI/BIFMA tested and approved for safety

✂ Partial assembly required; files and pedestals ship assembled

GUEST CHAIR — Wood frame and Black fabric upholstery.
Sold four per carton. Overall: 23"Wx23"Dx32"H.
Seat: 20"Wx19"Dx17"H.

Q 75896 (1) \$239; (2+) \$229



\$3849
13356 — U-DESK SET
Includes: (1) 13351, (1) 13354,
(1) 30825 and (1) 91414



Exclusive drawer and door pulls in Brushed Silver and Brass set this collection apart.

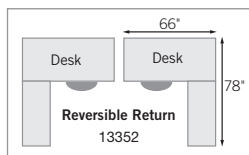
KEY NO.	DESCRIPTION	WxDxH	PRICE
A 13347	Bowfront Desk	72"x39"x29"	\$1349
— 13348	Executive Desk	72"x36"x29"	1329
— 13349	Compact Desk	66"x30"x29"	1249
B 13350	Kneespace Credenza	72"x20"x29"	1049
C 13351	U-Desk	72"x107"x29"	2195
D 13352	L-Desk	66"x78"x29"	1695
E 13353	Hutch w/ Glass Doors	72"x14"x42"	849
F 13354	Hutch w/ Wood Doors	72"x14"x42"	739
G 31844	Storage Cabinet	38"x20"x71"	1195
H 31845	Storage w/ Lateral File	38"x20"x71"	1549
J 30825	Bookcase w/ Lateral File	37"x20"x71"	995
— 30826	Lateral File	37"x20"x29"	649
K 32821	5-Shelf Bookcase	36"x14"x71"	589
L 31846	Storage Credenza	72"x20"x29"	895
M 80300	Presentation Board	48"x48"x4"	639
N 40978	Conference Table	48"dia.x30"	639
P 91414	Keyboard Tray	26"x12"x1"	59
— 91415	Center Drawer	15"x20"x2"	49

Choose Wood Finish:



Light Cherry Espresso* Mahogany

* 31844, 30825, 75896 not available in Espresso



Professional assembly available.
Call for more information.



\$2295
14243 — EXECUTIVE OFFICE SET
Includes: (1) 13164, (1) 13165 and (1) 13166



Our Popular Statesman — In a New Color and New Heights

STATESMAN COLLECTION

Make a lasting impression with rich, varnished wood in a modern Gray finish. High-quality construction, and beautifully finished solid wood and veneer.

- Sit or stand for better health at the L-desk with height-adjustable return
 - Drawers hold letter/legal hanging files and fully extend on ball bearing glides
- ✓ Fully assembled unless noted

L-DESK W/ ADJUSTABLE-HEIGHT RETURN — Four drawers (two utility, one pencil and one file) and one cord grommet in the return. Simply attach return to desk.

EXECUTIVE DESK — Seven drawers (four utility, two file, one convertible keyboard/pencil). Two grommets make wire management easy.

CREDENZA — Four drawers (two utility, one file, one convertible keyboard/pencil) and faux-drawer door on right side that conceals storage area.

HUTCH — Two enclosed storage areas with glass-inset door and touch-control light, and four open storage areas. Shelves hold up to 30 lbs. Slot opening along back bottom allows versatile wire management.

KEY NO.	DESCRIPTION	WxDxH	PRICE
A 16384	Adj. Height L-Desk (right return)	65"x72"x30-45"	\$1649
B 13164	Executive Desk	69"x32"x30"	1059
C 13165	Credenza	69"x24"x30"	929
D 13166	Hutch	70"x13"x42"	659

Choose Color:



PERFORMA EXECUTIVE MESH CHAIR — Fabric upholstered memory foam seat, cast aluminum. Supports 400 lbs.
Overall: 27"Wx27"Dx47-53"H. Seat: 20"Wx18-20"Dx18-22"H.

E 50020 (1-3) \$379; (4-7) \$359; (8+) \$339

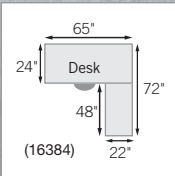
PERSPECTIVE GUEST CHAIR — Memory foam seat. Mesh back with built in lumber curve. Overall: 25"Wx25"Dx37"H. Seat: 19"Wx18"Dx19"H.

F 51039 (1-5) \$169; (6-10) \$159; (11-15) \$149; (16+) \$139

SHIPS TODAY!

GSA CONTRACT Listed in blue

A **\$1649**



\$2495
16385 — ADJUSTABLE-HEIGHT SET
Includes: (1) 16384 and (1) 13165



Adjustable Height Return looks seamless in lowered position



B

A \$1059



F



Inside view of Executive Desk.

NBF SIGNATURE
— SERIES —

Choose an Office of Distinction

STATESMAN COLLECTION

Set your office apart with the elegance of the *Statesman* Collection. Designed exclusively for NBF, this fine furniture offers you a perfect blend of quality and elegance at a price that is truly remarkable.

- Chestnut cherry finished veneers on all furniture
- Contemporary hardware in brushed nickel finish
- Elegant crown molding and picture-frame detailing
- Wire management included on returns and credenza

✂ Fully assembled unless noted

EXECUTIVE DESK — Two full-extension drawers for letter or legal files, four utility drawers and one convertible keyboard/pencil drawer. Finished on all sides, picture frame detail on back.

COMPACT DESK — One pedestal features two utility drawers and one locking file drawer; other features door and pull out shelf. Includes a convertible keyboard/pencil tray. Finished on all sides, no detailing on back.

CRENDENZA — Includes two utility drawers and one letter/legal file drawer. Has space for CPU behind the right door and a drawer for laptop, keyboard or supplies. Top grommet for wire management. Back is semi-finished.

HUTCH — Each glass-doored cabinet has an adjustable shelf and touch-control light. Back is semi-finished, top open to accommodate lighting.

COMPACT L-DESKS — Two box drawers and a file drawer. Features grommet for wire management and a pull-out shelf behind the hinged door. Attach return. Not compatible with 91738.



G

C

H

B \$929



D \$1295

EXECUTIVE L-DESK — Features two box drawers, two convertible keyboard/pencil drawers and a locking letter/legal file drawer. The CPU cabinet has a wire raceway and adjustable shelf. Grommets in the desk and return. Right return only. Attach return. Not compatible with 91738.


LATERAL FILE — Two letter/legal file drawers slide smoothly on full-suspension ball bearing glides. Features a semi-finished back and counterweight to prevent tipping. Top drawer locks for security.

BOOKCASES — Three of the five shelves are adjustable. Shelves hold up to 75 lbs. and adjust in 1" increments. Back is semi-finished. Anti-tip device included.

STANDING-HEIGHT DESKS — With built-in drop-down keyboard tray. Data port for convenient wire management. Assembly required.

CHARGING ACCESSORY — Two outlets and two USB ports.

KEY NO.	DESCRIPTION	WxDxH	PRICE
A 13164	Executive Desk	69"x32"x30"	\$1059
— 13167	Compact Desk	61"x24"x30"	829
B 13165	Credenza	69"x24"x30"	929
C 13166	Hutch	70"x13"x42"	659
D 13168	Compact L-Desk (right return)	65"x72"x30"	1295
— 13346	Compact L-Desk (left return)	65"x72"x30"	1295
E 13169	Executive L-Desk	69"x76"x30"	1549
F 30807	Lateral File	32"x21"x30"	549
G 32882	Open Bookcase	30"x14"x72"	449
H 32883	Bookcase w/ Doors	30"x14"x72"	519
— 13471	48"W Standing-Height Desk	48"x24"x42"	539
J 13472	60"W Standing-Height Desk	60"x24"x42"	589
K 91738	Charging Accessory	4"x4"x10"	89



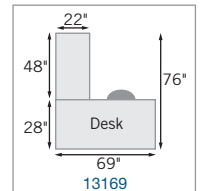
Handsome brushed nickel hardware.

Optional charging accessory available for executive desk and credenza.

E \$1549



\$2049
13490 — EXECUTIVE L-DESK AND STANDING-HEIGHT DESK SET
Includes: (1) 13169 and (1) 13472



SHIPS TODAY!

GSA CONTRACT Listed in blue

Choose Color:



Chestnut Cherry Gray (shown)



G E

L

H

A \$1195

\$4698

86273 – COMPLETE OFFICE SET
Includes: (1) 14060, (1) 14241,
(1) 14061, (1) 32110 and (1) 30887



K

C



J

D

\$289
ITEM #85899



B \$1639

\$589 G

\$2339

14239 — L-DESK AND FILE SET
Includes: (1) 14064 and (1) 30887

NEW!

Modern Function — Vintage Charm

Settle in at work with the warmth of this vintage inspired collection. A two-tone rubbed finish and metal accents hint at nostalgia, while full modern functionality lies waiting for you beneath the surface.

- Two-tone rubbed finish Hardwood frame and veneer accented by metal pulls
 - Wire mesh panels in self-closing doors on bookcase and hutch
 - Lockable file drawers, hold letter/legal hanging files
- ✂ Fully assembled unless noted

DOUBLE PEDESTAL DESK — Four utility drawers, two file drawers, one center drop-front keyboard/pencil drawer and two grommets.

L-DESK — Power center with two AC outlets, three USB ports. Four utility drawers, two file drawers, two center drop-front drawers and two grommets. Attach legs.

WRITING DESKS — Two AC outlets, three USB ports. Two utility drawers. L-desk has two center drop-front drawers, standard desk has one. Assembly required.

ADJUSTABLE-HEIGHT DESK — Includes memory settings, three utility drawers, two grommets and concealed desktop power bay with two AC outlets and three USB ports. Assembly required.

CREDENZA — Power center with two AC outlets, three USB ports. Three utility drawers, one file drawer, one pullout printer tray behind faux drawer on right side, and one center drop-front keyboard/pencil drawer. Unfinished back.

HUTCH — Touch activated lighting system. Three adjustable shelves, two utility drawers and two self-closing doors. Unfinished back.

LATERAL FILE — Two file drawers. Unfinished back.

BOOKCASE — Three adjustable and two fixed shelves. Unfinished back.

Learn more about the *Hartford Collection*
Search: **Hartford** @ NBF.com

KEY NO.	DESCRIPTION	WxDxH	PRICE
A 14060	Double Pedestal Desk	69½"x30"x31"	\$1195
B 14064	L-Desk	69½"x77½"x31"	1639
— 14062	Writing L-Desk	60"x75½"x31"	919
C 14063	Writing Desk	60"x28"x31"	619
D 10227	Adjustable-Height Desk	60"x28"x30-45"	1249
E 14061	Credenza	69½"x21"x31"	949
F 14241	Hutch	70½"x14"x49"	1099
G 30887	Lateral File	36"x21"x31"	589
H 32110	Bookcase w/ Doors	40"x14"x78"	859
J 32111	Bookcase	40"x14"x78"	779

EXECUTIVE LEATHER CHAIR — Real leather upholstery. Synchro-Tilt. Overall: 26½"Wx27½"Dx44-47"H. Seat: 21½"Wx19"Dx18½-21½"H.

K 51794\$549

HARPER CHAIR — Saddle Brown bonded leather. Overall: 25"Wx25"Dx39"H. Seat: 21"Wx18"Dx19-22"H.

L 52412 (1-5) \$229; (6+) \$209

SHIPS TODAY!



\$995 A



\$4649

15708 — EXECUTIVE OFFICE SUITE
Includes: (1) 13874, (1) 13875, (1) 36584,
(1) 32987, (1) 32988 and (1) 36939

NBF SIGNATURE
— SERIES —

Traditional Style at an Unsurpassed Value

CUMBERLAND COLLECTION

Earn corner office clout with this traditional Dark Cherry collection. Rich wood veneer and gleaming brass-finish hardware give you CEO style at an affordable price.

- Dark Cherry wood veneer and moldings with brass-finish hardware
- Overhang tops on desks and file
- Drawers fully extend on ball bearing glides; letter hanging files
- ✦ Fully assembled unless noted

EXECUTIVE DESK — Two box/file pedestals, center drawer with flip-down front, and cable grommet in back. Fully finished on all sides.

L-DESKS — Two box/file pedestals, center drawer with flip-down front, and cable grommet in back. Power center in return (three USB, two AC outlets). Fully finished on all sides. Attach return.

U-DESK — Two box/file pedestals, and power center in bridge and credenza. Semi-finished back on credenza. Attach bridge.

CREDENZA — Two box/file pedestals, center drawer with flip-down front, and power center. Semi-finished back for use against wall.

HUTCH — Adjustable glass shelf behind each glass door, center storage compartments, and cored management slot.

WARDROBE W/ FILE — Two file drawers for letter or legal files; top one locks. Has three shelves; coat hook on door.

BOOKCASES — Five shelves (three adjustable, two fixed).

CONFERENCE TABLES — Square bases with floor molding, and cable grommets. Attach top.

RECEPTION L-DESK — Two box/file pedestals, center drawer with flip-down front, and power center in return (three USB, two AC outlets). Transaction counter has three shelves above each end of main desk. Attach return and reception top.



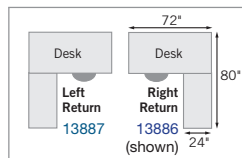
Desktop overhangs create a traditional, upscale look.



Detailed moulding adds the perfect finishing touch.



Data/power strip in desk tops includes two outlets and three USB ports.



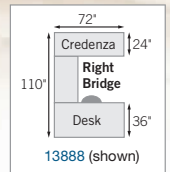
B \$1695



\$2795

13885 — U-DESK W/ HUTCH SET

Includes: (1) 13888, (1) 36584



KEY NO.	DESCRIPTION	WxDxH	PRICE
A 13874	Executive Desk	72"x35"x30"	\$995
B 13886	L-Desk (right return)	72"x80"x30"	1695
— 13887	L-Desk (left return)	72"x80"x30"	1695
C 13888	U-Desk (right bridge)	72"x100"x30"	2239
D 13875	Credenza	72"x24"x30"	979
E 36584	Hutch	70"x14"x42"	659
F 30872	Lateral File	32"x23"x30"	569
G 32987	Bookcase	30"x13"x72"	469
H 32988	Bookcase w/ Doors	30"x13"x72"	559
J 36939	Wardrobe w/ File	34"x23"x72"	995
K 45028	48"W Conference Table	48"x48"x30"	639
— 45029	96"W Conference Table	96"x48"x30"	1249
L 16004	Reception L-Desk (right return)	72"x80"x44"	2539
— 16005	Reception L-Desk (left return)	72"x80"x44"	2539

SHIPS TODAY!

MONROE EXECUTIVE CHAIR — Swivel chair has a tufted seat and back upholstered in polyurethane with nailhead trim. Fully assembled. Overall: 29"Wx30"Dx41-45"H. Seat: 23"Wx19"Dx19-23"H.

M 76221\$1195

MONROE GUEST CHAIR — A tufted seat and back, upholstered in polyurethane with Queen Anne-style legs and nailhead trim. Fully assembled. Overall: 29"Wx31"Dx41"H. Seat: 23"Wx19"Dx19"H.

N 76224\$995

MONROE CAPTAIN'S CHAIR — Upholstered in polyurethane with padded arms and nailhead trim. Available with or without casters. Fully assembled. Overall: 25"Wx23"Dx31"H. Seat: 20"Wx19"Dx19"H.

P 76227\$479

— 76230 (w/ casters)\$519



GSA CONTRACT Listed in blue



A \$1295

D

F

E



Inside view of executive desk.



Drawers can handle many storage needs.



Optional charging accessory for use over kneespace areas.

NBF SIGNATURE
— SERIES —

Reward Yourself With Luxury

PONT LAFAYETTE COLLECTION

You've made it, and now it's time to savor the moment with furniture exemplifies professionalism, integrity, and hard work — just like you. Offering classic Louis Phillippe style details and superb craftsmanship, this furniture will be cherished for years to come.

- Sturdy, all-wood construction in deep walnut veneers
- Featuring crown molding and picture frame detailing
- With bail hardware and glass-door hutches
- Drawers with full extension glides
- Made from sustainably grown wood

✂ Fully assembled unless noted

EXECUTIVE DESK — Double pedestal desk has center drawer, keyboard tray and two grommet holes for wire management.

U-DESK — Two box/file pedestals. Center drawer provided with credenza. Desk and bridge have grommets for wire management. Attach bridge; bridge not compatible with 91738.

L-DESKS — Includes a center drawer and keyboard tray and two box/file pedestals. Grommet hole provided on desk and return. Attach return; return not compatible with 91738.

CREDENZA — Two box/file pedestals. Features a center drawer, keyboard tray, grommet hole, and semi-finished back. Not compatible with 91738.

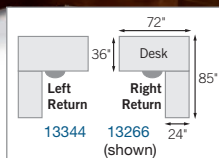
\$2695

13314 — L-DESK W/ HUTCH (rt. return)
Includes: (1) 13266 and (1) 31785

13460 — L-DESK W/ HUTCH (lt. return)
Includes: (1) 13344 and (1) 31785

E

C \$2149



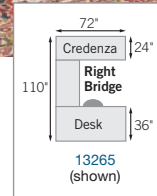
\$3095

13313 — U-DESK W/ HUTCH SET
Includes: (1) 13265 and (1) 31785

E



B \$2395



Elegant bail hardware.

LIGHTED HUTCH — Has two glass-door compartments, two adjustable shelves, and six cubbyhole drawers. With semi-finished back. Open top to accommodate lights.

LATERAL FILE — Accommodates both letter and legal files. Top drawer locks for security. Equipped with anti-tip mechanism.

BOOKCASE WITH FILE DRAWER — Three adjustable shelves and a file drawer. Shelves adjust in one-inch increments and hold up to 60 lbs. Open top with light, semi-finished back.

DOUBLE-WIDE BOOKCASE — Four adjustable shelves. Shelves hold up to 35 lbs. and adjust in one-inch increments. Open top with light, semi-finished back.

CHARGING ACCESSORY — Two outlets and two USB ports included.

KEY NO.	DESCRIPTION	WxDxH	PRICE
A 13264	Executive Desk	72"x36"x30"	\$1295
B 13265	U-Desk (right bridge)	72"x110"x36"	2395
C 13266	L-Desk (right return)	72"x85"x30"	2149
— 13344	L-Desk (left return)	72"x85"x30"	2149
D 13267	Credenza	72"x24"x30"	1129
E 31785	Lighted Hutch	72"x15"x49"	959
F 30815	Lateral File	36"x24"x30"	639
G 32889	Bookcase w/ File Drawer	37"x17"x79"	929
H 32890	Double-Wide Bookcase	46"x15"x78"	969
J 91738	Charging Accessory	4"x4"x10"	89



SHIPS TODAY!

GSA CONTRACT Listed in blue



\$6995

15520 — COMPLETE OFFICE SET
Includes: (1) 15513, (1) 15515,
(1) 15514, (1) 32707 and (1) 32708

\$3095

15517 — CREDENZA/HUTCH SET
Includes: (1) 15515 and (1) 15514



\$2895

86182 — DESK/CREDENZA/HUTCH SET
Includes: (1) 13160, (1) 13161 and (1) 13162

Exquisite Blend of Traditional Beauty and Modern Efficiency

Fine craftsmanship and elegant design radiate warmth and reliability. Smart technical features allow you to seamlessly integrate your high-tech equipment.

- Multi-step finishing process for enduring quality
- Book-matched wood inlays create a gorgeous look
- Constructed of sturdy hardwoods with rich cherry veneer and expertly crafted moldings
- Locking file drawers hold letter/legal files

✂ Fully assembled unless noted

EXECUTIVE DESK — With four utility drawers and two file drawers. Pencil drawer is included.

COMPACT DESK — Includes four utility drawers, two file drawers, wire management and keyboard tray.

L-DESKS — Features a center drawer, two utility drawers and a file drawer for plenty of storage. Wire management, CPU storage with power center. Attach return.

CREDENZA — Includes CPU space with power center, four utility drawers and one lateral file drawer. Keyboard tray and two writing trays included. Not compatible with 91738.

COMPACT CREDENZA — Has two utility drawers, file drawer, keyboard tray and slide-out printer shelf. Not compatible with 91738.

HUTCH AND COMPACT HUTCH — Adjustable shelves. Full-size hutch has built-in task lighting and a center shelf that pulls out. Compact hutch includes an adjustable center shelf and an adjustable shelf behind each glass door.

Professional Business Furniture

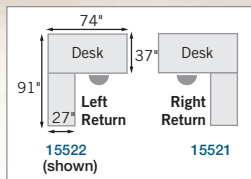
NJ State Approved Co-op #65MCESSCPs

86183 — L-DESK W/ FILE SET (right return)

Includes: (1) 15521 and (1) 30498

86184 — L-DESK W/ FILE SET (left return)

Includes: (1) 15522 and (1) 30498



Optional charging accessory for use over kneespace areas.

BOOKCASE — Three adjustable shelves and fixed center shelf.

BOOKCASE W/ DOORS — Top and bottom cabinets each have an adjustable shelf.

ROLLING VERTICAL FILE — Includes one utility drawer and a full-extension file drawer.

LATERAL FILE — Top drawer locks.

CONFERENCE TABLES — 8' and 12' tables are made of 4' sections. Attach top to base.

CHARGING ACCESSORY — Two outlets and two USB ports.



KEY NO.	DESCRIPTION	WxDxH	PRICE
A	15513 Executive Desk	74"x37"x30"	\$2069
B	13160 Compact Desk	60"x30"x30"	1229
—	15521 L-Desk (right return)	74"x91"x30"	3095
C	15522 L-Desk (left return)	74"x91"x30"	3095
D	15515 Credenza	72"x24"x30"	1849
E	13161 Compact Credenza	60"x24"x30"	1095
F	15514 Hutch	74"x19"x47"	1349
G	13162 Compact Hutch	61"x15"x42"	659
H	32707 Bookcase	34"x17"x79"	869
J	32708 Bookcase w/ doors	34"x17"x79"	1095
K	30498 Lateral File	39"x23"x30"	895
L	40989 4' Square Table	48"x48"x30"	639
M	40990 8' Rectangular Table	96"x48"x30"	1239
—	40991 12' Rectangular Table	144"x48"x30"	1749
N	56745 Executive Mesh Chair	26-29"x22-24"x46-48"	999
P	52210 Leather Conference Chair	27"x32"x47"	349
Q	91738 Charging Accessory	4"x4"x10"	89



SHIPS TODAY! All items except 56745

GSA CONTRACT Listed in blue

Great Value on a Traditional Office



\$3295

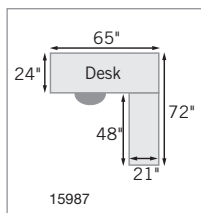
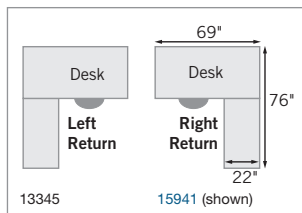
15943 — COMPLETE SET (rt. return)

Includes: (1) 15941, (2) 15940,
(1) 15933 and (1) 15935

86200 — COMPLETE SET (lt. return)

Includes: (1) 13345, (2) 15940,
(1) 15933 and (1) 15935

A \$1549



Optional charging accessory for use over kneespace areas.

Blending traditional design with contemporary influences like clean lines and brushed nickel hardware, this gorgeous furniture stands out among the rest. Constructed of poplar solids and hand-selected veneers in a rich espresso finish, this collection will provide timeless value for many years.

- Accented with crown molding and picture frame detailing
- Styling that complements any décor
- File drawers accommodate letter/legal files
- ✂ Fully assemble unless noted

L-DESKS — With two box drawers, a locking file drawer, and two convertible keyboard/pencil drawers. CPU cabinet has a wire raceway and adjustable shelf. Grommets in return. Back of desk is fully finished. Attach return; not compatible with 91738.

COMPACT L-DESK — Main desk has two box drawers and one file drawer; return has a pull-out shelf behind the hinged door. Right return only. Attach return; not compatible with 91738.

EXECUTIVE DESKS — Double-pedestal desks are fully finished on all sides. Both have four utility drawers, one convertible keyboard/pencil drawer and two file drawers. Wire management grommets included.

CREDENZA — Has CPU space behind right door, convertible keyboard/pencil drawer, two utility drawers, and one file drawer. Semi-finished back for use up against a wall.

HUTCH — Two glass-doored storage cabinets with an adjustable shelf and touch-control light in each. Open center storage includes one adjustable shelf.

LATERAL FILE — Two file drawers with full-suspension ball bearing glides, a counterbalance weight to prevent tipping, and a semi-finished back. Top drawer locks for security.

B \$1239



\$3095

13489 — COMPLETE OFFICE SET

Includes: (1) 15928, (1) 15931, (1) 13474

\$1549

15931 — CREDENZA AND HUTCH SET

Includes: (1) 15929 and (1) 15930



c \$1059



Inside view of 69"W Executive Desk.

BOOKCASE W/ DOORS — Features three adjustable shelves, wood panel doors, and a semi-finished back. Includes anti-tip device.

OPEN BOOKCASE — Five-shelf bookcase features three adjustable shelves and a semi-finished back. Anti-tip device included.

STANDING-HEIGHT DESKS — Tapered feet, drop-down keyboard tray. Built-in data port for convenient power. Assembly required.

CHARGING ACCESSORY — With two outlets and two USB ports.

KEY NO.	DESCRIPTION	WxDxH	PRICE
A 15941	L-Desk (right return)	69"x76"x30"	\$1549
— 13345	L-Desk (left return)	69"x76"x30"	1549
B 15987	Compact L-Desk	65"x72"x30"	1239
C 15928	69"W Executive Desk	69"x32"x30"	1059
— 13050	72"W Executive Desk	72"x35"x30"	1149
— 13263	Compact Desk	61"x23"x30"	749
D 15929	Credenza	69"x24"x30"	959
E 15930	Hutch	70"x13"x42"	619
F 15935	Lateral File	32"x21"x30"	539
G 15940	Bookcase w/ Doors	30"x14"x72"	519
H 15933	Open Bookcase	30"x14"x72"	459
— 13473	48"W Standing-Height Desk	48"x24"x42"	519
J 13474	60"W Standing-Height Desk	60"x24"x42"	569
K 91738	Charging Accessory	4"x4"x10"	89

SHIPS TODAY!

GSA CONTRACT Listed in blue





E

J

G

A \$1249

\$4395
16488 — COMPLETE OFFICE SET
Includes: (1) 16480, (1) 16483,
(1) 37406, (1) 30933 and (1) 16479



K

C \$1495



J

K

B \$579



\$1995
16489 — L-DESK AND FILE SET
Includes: (1) 16490 and (1) 30933

\$879

NEW!

Fall In Love with Your Office

Stylized-diamond metal accents add architectural interest to this elegant collection. Natural open-grain wood showcases its Weathered Dove finish and pairs beautifully with antique finished hardware for a look you'll fall in love with.

- Solid wood and veneers in Weathered Dove varnish finish with metal diamond-shaped accents and mottled antique finish hardware

✦ Fully assembled unless noted

DOUBLE PEDESTAL DESK — Four utility drawers, two letter/legal file drawers, one pencil drawer. Two cord management grommets.

WRITING DESK — Two utility drawers, one flip-down keyboard drawer, flip-up power bay on top includes 2 AC, 3 USB outlets with phone/tablet shelf. Assembly required.

L-DESK — Three utility drawers, one locking letter/legal file drawer, two flip-down keyboard drawers, and pullout printer shelf behind faux drawer. Power bay on top includes 2 AC, 3 USB outlets with phone/tablet shelf. Two grommets. Assembly required.

WRITING L-DESK — Three utility drawers, one flip-down keyboard drawer, recessed flip-up power bay on top includes 2 AC, 3 USB outlets with phone/tablet shelf. Two cord management grommets. Diamond-shaped metal accents. Assembly required.

ADJUSTABLE-HEIGHT DESK — Adjusts 30–45"H and has programmable memory. Two utility drawers, one flip-down keyboard drawer, recessed flip-up power bay with 2 AC, 3 USB outlets with phone/tablet shelf. Assembly required.

CREDENZA — Three utility drawers, one letter/legal file drawer, one flip-down keyboard drawer, and one pullout printer shelf behind faux drawer.

HUTCH — Two cabinets have one adjustable shelf in each. Three open shelves; center shelf is wood-framed glass. Center touch control light.

LATERAL FILE — Two letter/legal file drawers, locking top drawer.

GLASS DISPLAY CABINET — Two glass doors with three enclosed shelves (two adjustable) and one open shelf.

BOOKCASE — Five open shelves, three adjustable.

KEY	NO.	DESCRIPTION	WxDxH	PRICE
A	16480	Double Pedestal Desk	68"x28"x30"	\$1249
B	16475	Writing Desk	54"x27"x30"	579
C	16490	L-Desk	68"x76"x30"	1495
D	16492	Writing L-Desk	60"x75"x30"	879
—	16493	Adjustable-Height Desk	60"x27"x30–45"	1159
E	16483	Credenza	68"x19"x30"	979
F	37406	Hutch	70"x15"x46"	939
G	30933	Lateral File	36"x21"x30"	579
H	37405	Glass Display Cabinet	42"x15"x70"	939
J	16479	Bookcase	40"x15"x76"	749

EXECUTIVE LEATHER CHAIR — Real leather with synchro tilt.
Overall: 26½"Wx27½"Dx44–47"H. Seat: 21½"Wx19"Dx18½–21½"H.

K 51794 \$549

Bring Casual Comfort to Your Office

AS LOW AS
A **\$2079**



Approach view of Reception L-desk.



3-shelf organizer provides storage under the counter.



D

If "casual and comfortable" is a better description of you and your business style than "formal and structured," you will love the warm, easy-going quality of the *Tribeca Loft Cherry* collection.

- Rich, Burnt Umber Cherry finish with Pewter finish hardware
- Crafted of solid hardwoods and veneers

✂ Fully assemble unless noted

RECEPTION L-DESK — Two letter/legal file drawers, four box drawers, center drawer, an organizer and keyboard tray. Attach return.

L-DESKS — Two letter/legal file drawers, four box drawers, a keyboard tray and a center drawer. Attach return.

HUTCH — Sliding glass doors/adjustable shelves.

LATERAL FILE — Locking top drawer. Letter or legal filing with counter weight.

CHARGING ACCESSORY — Pop-up station has two outlets and two USB ports.

KEY	NO.	DESCRIPTION	WxDxH	1-2	3+
A	15762	Reception L-Desk (right return)	68"x85"x43"	\$2179	\$2079
—	14985	Reception L-Desk (left return)	68"x85"x43"	2149	2049
B	15991	L-Desk (left return)	68"x85"x29"	1549	1495
—	15761	L-Desk (right return)	68"x85"x29"	1549	1495
C	15807	Hutch	68"x13"x43"	619	595
D	30518	Lateral File	30"x22"x29"	495	479
E	91738	Charging Accessory	4"x4"x10"	89	—

SHIPS TODAY!

GSA CONTRACT Listed in blue

15763 — L-DESK W/ HUTCH SET (right return)
 Includes: (1) 15761 and (1) 15807

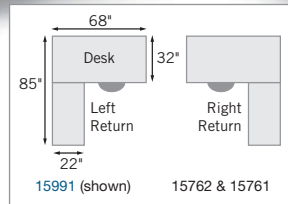
14752 — L-DESK W/ HUTCH SET (left return)
 Includes: (1) 15991 and (1) 15807



Optional charging accessory for use over kneespace areas.

AS LOW AS
C \$595

AS LOW AS
B \$1495



Reception and L-Desks.

The *Tribeca Loft Black* collection brings both charm and functionality to your office. Tapered feet and industrial-style hardware lend casual style while modern storage options encourage efficiency.

- Midnight Smoke painted finish, with hand-rubbed edges that reveal wood tones; unassuming hardware in a Pewter finish
- Constructed of sturdy, solid core panels
- ✂ Fully assemble unless noted

EXECUTIVE DESK — Glass-doored cabinets expand storage attractively. Pencil drawer, four box drawers and two locking letter-size file drawers.

COMPUTER DESK — Pull-out keyboard drawer, CPU storage and wire management grommets.

LONG HUTCH — Six cubbies, three drawers and three spaces for documents.

FILE BOOKCASE — Three file drawers in center hold letter or legal files. Four adjustable shelves on sides.



AS LOW AS
\$1095 F

KEY	NO.	DESCRIPTION	WxDxH	1-2	3+
F	15350	Executive Desk	69"x32"x29"	\$1129	\$1095
G	15351	Computer Desk	69"x32"x29"	1029	995
H	15353	Long Hutch	64"x13"x10"	359	339
J	31584	File Bookcase	60"x20"x41"	779	759

SHIPS TODAY!

GSA CONTRACT Listed in blue

\$3195

13507 — COMPLETE OFFICE SET

Includes: (1) 13500, (1) 13503
and (1) 13504

\$1995

13506 — CREDENZA AND HUTCH SET

Includes: (1) 13503 and (1) 13504

A \$1249



Inside view of Executive Desk.



Reversed diamond-matched veneers on tops; built-in power and data port on returns and credenza.



Appealing ash-colored knobs and pulls add friendly curved elements to the design.



Rounded edges look comfortable and soft.

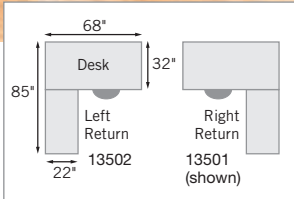
A Perfect Blend of Contrasts: Function and Decoration, Simplicity and Sophistication

This stylish, yet simple, collection, inspired by the Biedermeier period, blends lovely veneers with contrasting black inlays, gentle curves with straight-edged elements and beauty with function. Create your own modern, inspirational and welcoming space with furniture items from this stunning collection.

- Rounded edges and inlaid border offer a unique design
- Wood veneers on hardwood solids, with a rich Fruitwood finish
- Reversed diamond-matched veneer tops
- Ash-colored knobs and drawer pulls
- ✂ Fully assembled unless noted



B \$1739



Power center provided on credenza and L-desk returns includes two outlets and 3 USB ports.

EXECUTIVE DESK — Center drop-down keyboard/pencil drawer, four utility drawers and two file drawers that hold letter or legal file folders. Two wire management grommets.

L-DESKS — Drop-down keyboard/pencil drawer, three utility drawers, one locking file drawer and one adjustable shelf behind a faux drawer. Two grommets on the desk and power center on the return. Attach return.

CREDENZA — Center drop-down keyboard/pencil drawer and three utility drawers. Two grommets. Power center and pull-out shelf behind a faux drawer. One locking file drawer for letter or legal file folders.

HUTCH — Behind each glass door there's an adjustable shelf. Center shelf adjusts. Touch-activated lighting system.

BOOKCASE — One fixed and three adjustable shelves.

LATERAL FILE — Two locking drawers hold letter or legal file folders.

KEY NO.	DESCRIPTION	WxDxH	PRICE
A 13500	Executive Desk	68"x32"x31"	\$1249
B 13501	L-Desk (right return)	68"x85"x31"	1739
— 13502	L-Desk (left return)	68"x85"x31"	1739
C 13503	Credenza	68"x21"x31"	1139
D 13504	Hutch	68"x14"x45"	929
E 32941	Bookcase	38"x15"x76"	729
F 36330	Lateral File	34"x22"x32"	595



E

F \$595

SHIPS TODAY!

Classic Beauty For Today's Office

\$4879

86199 — COMPLETE OFFICE SET

Includes: (1) 15147, (1) 15148, (1) 15144 and (1) 30396

AS LOW AS
A \$1749



Top drawers are felt-lined and have pencil trays. Box drawers have adjustable dividers. Locking file drawers hold letter or legal files.



Inside view of Executive Desk.



Clients and visitors will know they can rely on you when they are surrounded by the strong yet elegant lines and rich, dark tones of furniture inspired by traditional Louis-Phillippe designs. Warmth and confidence is reflected in the painstaking attention to detail, right down to the sturdy bases.

- Rich Ruby Cabernet finish
- Hand crafted from Maple hardwoods and durable Cherry veneer tops
- Mortise and tenon construction
- Wire management grommets
- Meets ANSI/BIFMA safety standards

✂ Fully assembled unless noted

EXECUTIVE DESK — Two locking file drawers, box drawer and drop-front keyboard (or pencil) drawer.

EXECUTIVE U-DESKS — Four box drawers and two locking file drawers with full-extension slides. Bridge includes a keyboard drawer. Attach bridge.

EXECUTIVE L-DESKS — Twin drop-front keyboard drawers, four box drawers and two locking file drawers. Attach return.

CREDENZA — Center drawer with a drop-front that doubles as a keyboard tray, two locking file drawers and a felt-lined box drawer with adjustable wood dividers.

HUTCH — Lighted to illuminate shelves and work space. Adjustable upper shelf, six CD drawers and twin storage compartments with glass doors.

13218 — U-DESK W/ HUTCH SET (right bridge)

Includes: (1) 15146 and (1) 15144

11996 — U-DESK W/ HUTCH SET (left bridge)

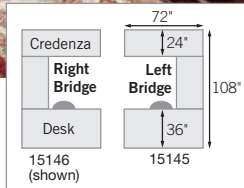
Includes: (1) 15145 and (1) 15144

E

AS LOW AS
B \$2695



Inside view of Executive U-Desk.



Drop-front drawer with removable pencil tray can be used as a keyboard tray or a supply drawer.

\$3395

13382 — L-DESK W/ HUTCH SET (left return)

Includes: (1) 15149 and (1) 15144

13383 — L-DESK W/ HUTCH SET (right return)

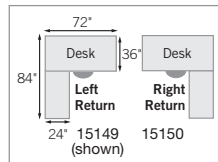
Includes: (1) 15150 and (1) 15144

LATERAL FILE — Full-extension drawer slides; side locking mechanism secures both file drawers.

DOUBLE BOOKCASE — Dual carved arches house four adjustable glass shelves and twin downlights.

BOOKCASE — Four adjustable lighted glass shelves above, slide-out lateral file drawer below.

LEATHER GUEST CHAIR — Ruby Cabernet finish, fan back with Black leather seat and back.



KEY NO.	DESCRIPTION	WxDxH	1-2	3+
A 15147	Executive Desk	72"x36"x30"	\$1795	\$1749
B 15146	Executive U-Desk (rt. bridge)	72"x108"x30"	2795	2695
— 15145	Executive U-Desk (lt. bridge)	72"x108"x30"	2795	2695
C 15149	Executive L-Desk (lt. return)	72"x84"x30"	2379	2279
— 15150	Executive L-Desk (rt. return)	72"x84"x30"	2379	2279
D 15148	Credenza	72"x24"x30"	1395	1349
E 15144	Hutch	73"x16"x48"	1179	1139
F 30396	Lateral File	36"x24"x30"	695	679
G 32601	Double Bookcase	47"x16"x78"	1349	1295
H 32602	Bookcase	39"x18"x78"	1249	1195
J 55458	Leather Guest Chair	28"x28"x41"	639	619

E

C



West Indies Casual Sophistication



Center drawers function as conventional or keyboard drawers.



Inside of Executive Desk.

AS LOW AS
\$2795^A

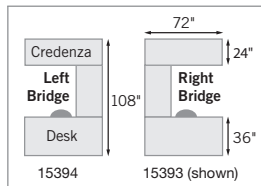
\$4189

13384 — COMPLETE SET (RT. BRIDGE)

Includes: (1) 15393 and (1) 15495

13385 — COMPLETE SET (LT. BRIDGE)

Includes: (1) 15394 and (1) 15495



Mix and Match for Perfection

This office subtly reflects your attention to detail and focus on simple elegance. Your guests will relax surrounded by this warm, solid style, which hints at the ease of island life. Choose executive or compact sizes and an array of accompanying pieces to suit your preferences.

- West Indies Cherry finish with inlaid Parquet pattern veneers
- Fluted pilasters and bun feet
- Constructed of select hardwoods, wood product and cherry veneers

✂ Fully assembled unless noted

EXECUTIVE U-DESKS — Contain three center drawers. Pedestals include two box drawers and a file drawer (letter or legal), all with full extension slides. Attach bun feet and bridge.

EXECUTIVE DESK — Two box drawers and one locking file drawer in each pedestal. One box drawer has wood dividers, the other has felt lining. Center drawer has a wooden pencil tray. Attach bun feet.

COMPACT DESK — Felt-lined center drawer has a wooden pencil tray. Each pedestal features one box drawer and one locking letter/legal file drawer. Attach desk legs.

EXECUTIVE L-DESKS — Desk and return each have a center drop-down keyboard drawer, two box drawers and one locking file drawer. Attach return.



\$4695

86177 — COMPLETE SET
Includes: (1) 15400, (1) 15401,
(1) 15397 and (1) 30452



AS LOW AS
\$1549^C

CREDENZA — Two box drawers and one file drawer in each pedestal. A kneespace lock secures the center box drawer and the file drawer in the pedestals. Back is unfinished.


COMPUTER CREDENZA — CPU tower cabinet, three media storage drawers and a power management area, plus printer shelf and cable access. Back is unfinished.

HUTCHES — Two cabinets with lighting and beveled glass doors. Two center shelves (one fixed, one adjustable). Unfinished back.

LATERAL FILE — Letter or legal size, with an anti-tip mechanism. Attach bun feet. Unfinished back.

BOOKCASE — Four shelves and flipper recessed glass doors. Unfinished back.

CHAIRS — Rich, Black leather seats and backs with matching hardwood trim. Attach casters to executive chair.



Computer credenza offers CPU and media storage and power manager.

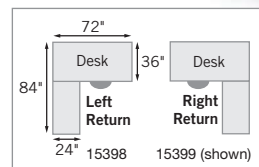


K

KEY NO.	DESCRIPTION	WxDxH	1-2	3+
A 15393	Executive U-Desk (rt.)	72"x108"x30"	\$2895	\$2795
— 15394	Executive U-Desk (lt.)	72"x108"x30"	2895	2795
B 15395	Executive Desk	72"x36"x30"	1849	1795
C 15400	Compact Desk	66"x32"x30"	1595	1549
D 15399	Executive L-Desk (rt.)	72"x84"x30"	2649	2595
— 15398	Executive L-Desk (lt.)	72"x84"x30"	2649	2595
E 15396	Credenza	72"x24"x30"	1749	1695
F 15401	Computer Credenza	67"x24"x30"	1449	1395
G 15495	73"W Hutch	73"x15"x48"	1449	1395
H 15397	69"W Hutch	69"x14"x47"	1229	1189
J 30452	Lateral File	36"x21"x30"	859	829
K 32674	Bookcase	42"x16"x72"	1295	1249
L 55482	Executive Chair	28"x28"x42-44"	719	695
M 55483	Guest Chair	28"x28"x41"	619	595



D





E

C

AS LOW AS
A \$1095



AS LOW AS
B \$1595

\$2049

16016 — EXECUTIVE L-DESK SET (left return)

Includes: (1) 16014 and (1) 16006

16015 — EXECUTIVE L-DESK SET (right return)

Includes: (1) 16013 and (1) 16006

Comfortable Cottage Style

- Distressed Black Onyx finish and lustrous beveled Oak veneer tops
- Solid wood frames and drawers are strong and durable
- Metal, cup drawer-handles
- Drawers glide on full-extension slides
- ✎ Fully assembled unless noted

EXECUTIVE DESK — Four box drawers, two locking letter/legal file drawers, pull-out writing trays and two grommets for wire management.

EXECUTIVE L-DESKS — Enclosed printer space, pull-out keyboard tray and USB/power on the surface of the return. Attach return.

COMPUTER CREDENZA — Drop-front keyboard tray and wire management grommet. Features two utility drawers, one locking letter/legal drawer and a storage cabinet with one adjustable shelf and one pull-out printer shelf.

STORAGE CREDENZA — Three adjustable shelves below storage drawers.

HUTCH — Two cabinets with glass doors and adjustable shelves, three open storage cubbies.

LATERAL AND VERTICAL FILES — Full-extension, locking drawers hold letter or legal files. Side-mounted locks on the right.

CHARGING ACCESSORY — Includes two outlets and two USB ports.

KEY NO.	DESCRIPTION	WxDxH	1-3	4+
A 16008	Executive Desk	69"x32"x30"	\$1149	\$1095
B 16014	Executive L-Desk (left return)	69"x81"x30"	1649	1595
— 16013	Executive L-Desk (right return)	69"x81"x30"	1649	1595
C 16007	Computer Credenza	69"x25"x30"	1079	1049
D 15227	Storage Credenza	58"x20"x30"	609	595
E 16006	Hutch	70"x13"x43"	569	549
F 15234	Lateral File	34"x20"x30"	479	459
G 15226	Vertical File	23"x24"x30"	409	395
H 15232	Bookcase	30"x13"x73"	519	495
J 91738	Charging Accessory	4"x4"x10"	89	—

SHIPS TODAY!



Optional charging accessory for electronic devices.




L-Desks, computer credenza have an adjustable shelf and a pull-out printer shelf.



Drawers glide on full-extension slides.





AS LOW AS
\$1359 A

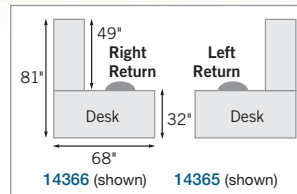
\$3195

14370 — L-DESK SUITE (left return)

Includes: (1) 14365, (1) 10915, (1) 32509, and (1) 36699

14371 — L-DESK SUITE (right return)

Includes: (1) 14366, (1) 10915, (1) 32509, and (1) 36699



Features to keep you connected and organized:



Two outlets and 3 USB ports keep you powered and connected conveniently.



Keep personal items up and off the floor with a convenient under desk bag hook



Center drawer front drops down to reveal a pullout keyboard tray.



Keep your screens at the right height by using a monitor mount.



AS LOW AS
\$369 J

A Classic Favorite with Modern Features

New designs in this oak collection give you convenient power/USB ports and grommet placement to keep you connected and clutter-free. Well-built pieces also provide plenty of work and storage space while still looking great!

- Red oak drawer fronts, plane-sliced veneer surfaces with hand-rubbed Medium Oak finish
- Cable grommets and power/data hub in desk and return tops
- Center drawers with flip down fronts for keyboard are standard on desks
- Drawers hold letter/legal size hanging files on full-extension ball bearing glides
- ✂ Fully assembled unless noted

L-DESKS — Four box and two file drawers (one locking) and one center drawer with drop-down front. Power/USB hub on return and grommets in top (two on desk, one on return). Bag caddy hook in knee space. Attach return.

60" AND 68" DESKS, CREDENZA — Four box and two file drawers, one locking. Two grommets and power/USB hub in desk top. Bag caddy in kneespace.

HUTCH — Two open shelves and two doors with storage space behind each door. Accommodates up to 20"H monitors below shelf.

BOOKCASES — Four adjustable and one fixed shelf; each holds 45 lbs.



\$3295

14372 — EXECUTIVE OFFICE SUITE
Includes: (1) 14368, (1) 14369, (1) 10915,
(1) 10523 and (1) 10525

AS LOW AS
D \$979

SHOP THE LOOK
Shop this complete look online at:
NBF.com/shopthelook

WARDROBE W/ FILE — Wardrobe has two adjustable shelves, one fixed shelf and a coat hook behind two doors. Two file lateral drawers; top locks.

COMPUTER CART — Pullout keyboard tray, rolling casters and finished back.

LATERAL AND VERTICAL FILES — Top drawer locks.

MONITOR MOUNT — Holds one or two screens. Fits in grommet or clamps to desk top.

KEY NO.	DESCRIPTION	WxDxH	1-2	3+
A 14365	L-Desk (left return)	68"x81"x29"	\$1429	\$1359
B 14366	L-Desk (right return)	68"x81"x29"	1429	1359
C 14367	60" Desk	60"x32"x29"	895	869
D 14368	68" Desk	68"x32"x29"	995	979
E 14369	Credenza	68"x20"x29"	849	829
F 10915	Hutch	68"x13"x36"	489	459
G 32509	Bookcase w/ Doors	30"x12"x70"	489	459
— 10528	Open Bookcase	36"x12"x84"	449	429
H 36699	Wardrobe w/ File	34"x20"x72"	959	929
J 10909	Computer Cart	38"x19"x31"	389	369
K 10523	2-Drawer Lateral File	34"x20"x29"	519	489
L 10524	2-Drawer Vertical File	21"x25"x29"	349	329
M 10525	4-Drawer Vertical File	21"x25"x55"	659	619
N 60083	Monitor Mount	38"x2"x22"	89	—



SHIPS TODAY!

GSA CONTRACT Listed in blue



D

AS LOW AS
A \$1249



Inside view of Executive Desk.



Distressed indentations, knockdown sanding highlights and worm holes give a look of distinguished elegance.



Data/power strip in desk tops includes two outlets and three USB ports.



Bag caddy keeps personal items off the floor and out of sight.

\$5095

CHERRY EXECUTIVE OFFICE SET

10152 — Includes: (1) 10147, (1) 10151, (1) 31910, (1) 31911, (1) 32544 and (1) 32554

WHEAT EXECUTIVE OFFICE SET

10164 — Includes: (1) 10159, (1) 10163, (1) 31907, (1) 31912, (1) 32720 and (1) 32722



AS LOW AS
C \$739
(unfinished back)

Classic Americana Office Updated for Today

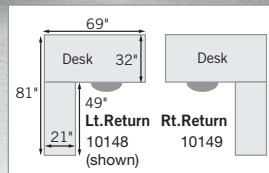
Surround yourself in traditional beauty without sacrificing the convenience of modern technology. This warm and welcoming collection combines tech-friendly designs with classic elegance.

- Distressed indentations, sanding highlights, rosettes and dentil molding, all in a Warm Cherry or Wheat finish
- Pull-out center drawer with flip-down keyboard tray
- Conference overhangs and bag caddy in kneespace
- Grommets and data/power strips in desk tops
- Monitor mounts hold one or two monitors and fit into grommet hole or clamp on desktop
- Hutch features glass doors, shelves and lights
- Files hold letter/legal size documents; top drawer locks
- ✂ Fully assembled; attach L-Desk return

10153 — (rt. return) includes: (1) 10149 and (1) 31910
 10154 — (lt. return) includes: (1) 10148 and (1) 31910

WHEAT L-DESK W/ HUTCH

10165 — (rt. return) includes: (1) 10161 and (1) 31907
 10166 — (lt. return) includes: (1) 10160 and (1) 31907



AS LOW AS
B \$1749



Touch sensitive hinges turn on lights behind glass doors of hutch.



KEY CHERRY WHEAT	DESCRIPTION	WXDXH	1-2	3+
A 10147 10159	Executive Desk	69"x32"x29"	\$1295	\$1249
B 10148 10160	L-Desk (left return)	69"x81"x29"	1849	1749
— 10149 10161	L-Desk (right return)	69"x81"x29"	1849	1749
C 10150 10162	Single Pedestal Desk	56"x25"x29"	809	739
D 10151 10163	Credenza	68"x24"x29"	1139	1095
E 31910 31907	Hutch	69"x17"x29"	849	795
F 30322 30501	2-Drawer Lateral File	34"x20"x29"	609	579
G 30453 —	4-Drawer Lateral File	34"x20"x54"	1029	979
H 34258 34396	2-Drawer Vertical File	21"x25"x29"	409	379
J 31911 31912	Wardrobe w/ File	34"x20"x72"	1095	1029
K 32544 32720	Bookcase w/ Doors	30"x12"x72"	589	559
L 32555 32723	84"H Bookcase	36"x12"x84"	569	539
M 32554 32722	72"H Bookcase	36"x12"x72"	519	495
N 32553 —	60"H Bookcase	36"x12"x60"	449	429
P 32552 —	48"H Bookcase	36"x12"x48"	379	359

SHIPS TODAY! In Cherry

GSA CONTRACT Listed in blue

MONITOR MOUNT — Overall: 38"Wx2"Dx22"H.

Q 60083\$89

Choose Wood Finish:



Cherry (shown) Wheat (shown)





AS LOW AS
A \$519



Front side desk panel gives easy access to cord management.

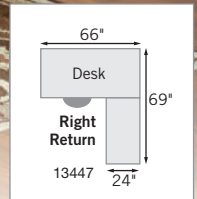


Wire management is tucked neatly under the sliding desktop, providing easy access.



A Beautiful Office that Won't Break the Budget

AS LOW AS
B \$649



Inside view of L-Desk.

\$1449

13452 — EXECUTIVE DESK OFFICE SET

Includes: (1) 13443, (1) 13446 and (1) 13438

\$1379

13453 — L-DESK OFFICE SET

Includes: (1) 13447 and (3) 13439

Now you can choose from a gorgeous suite of traditional furniture at amazingly low prices. You'll save when you assemble it yourself, and still get a beautiful office.

- Duraguard laminate in Select Cherry finish
- Pilasters give corners a formal, decorative look; molding and attractive oval knobs complete the traditional touches

✦ Assembly required. Professional assembly available.

EXECUTIVE DESK — Center drawer with flip-down front. Two pencil drawers and two storage drawers. File drawers have full-extension slides and hold letter or legal files.

L-DESK — One pedestal with two box drawers and a letter/legal file drawer, the other with shelf and door. Desk has a right return.

COMPUTER DESK — Center drawer with a flip-down front and box/box/file pedestal on right side.

CREDENZA W/ HUTCH — Credenza includes charging stations and pull-out printer shelf. Hutch features an adjustable shelf behind each door and wire management.

PRINTER STAND — Includes two adjustable shelves and lower drawer provides additional storage. Back panel has cord access.

WARDROBE — Large upper storage area includes a garment rod to hang coats. The lower drawer provides additional storage.

LATERAL FILE — Holds letter or legal size files and has full-extension slides and an interlocking safety mechanism so only one drawer can be open at a time.

BOOKCASE — Three adjustable shelves and hidden storage behind cabinet doors. The enclosed back panel provides cord access.

KEY	NO.	DESCRIPTION	WxDxH	1-4	5+
A	13443	Executive Desk	65"x30"x30"	\$539	\$519
B	13447	L-Desk	66"x69"x30"	669	649
—	13442	Computer Desk	54"x24"x30"	319	298
C	13446	Credenza w/ Hutch	63"x22"x75"	659	639
D	13440	Credenza	63"x22"x30"	389	369
E	13435	Printer Stand	22"x17"x42"	169	149
F	13434	Wardrobe	36"x21"x66"	319	298
G	13438	Lateral File	37"x22"x30"	319	298
H	13439	Bookcase	30"x14"x72"	269	249

SHIPS TODAY! Except 13446, 13440, 13435 and 13434.

D \$1695

G

F



\$2395

86460 — U-DESK SET

Includes: (1) 13088, (1) 32867
and (2) 32866



E



H

Affordable Traditional Furniture

Traditional style that fits your budget! Sauder ingenuity makes timeless detailing affordable. *Twist-Lock*® fasteners make assembly easier and reduced costs save you money when you assemble yourself.

- Classic Cherry finish laminate resists scratches and stains
- Slide-out shelves and brass-finished hardware
- ✂ Assembly required

EXECUTIVE DESK — Distinctive black melamine top. Has three full-extension file drawers and two box drawers.

CREDENZA W/ HUTCH — Keyboard tray, utility drawer, file drawer, storage pedestal and power strip. Hutch has two, tempered glass doors, two adjustable shelves and cubby storage.

U-DESK W/ HUTCH — Two locking pedestals, keyboard shelf and full-extension drawers. Display lights behind framed doors. Hutch includes fabric-covered cord memo board.

BOOKCASES — Five shelves, bottom shelf is fixed.

LATERAL FILE — Full extension slides, top drawer locks.



C

\$1395

86193 — OFFICE SET

Includes: (1) 60886 and (1) 13087



A

KEY NO.	DESCRIPTION	WxDxH	1-4	5+
A 60886	Executive Desk	65"x30"x30"	\$459	\$429
B 13086	Credenza	59"x21"x30"	298	279
C 13087	Credenza w/ Hutch	59"x21"x72"	519	495
D 13088	U-Desk w/ Hutch	71"x108"x72"	1749	1695
E 13163	L-Desk	71"x84"x30"	1049	995
F 32866	Bookcase	30"x13"x72"	229	209
G 32867	Bookcase w/ Doors	30"x13"x72"	269	249
H 60492	Lateral File	30"x21"x30"	219	198

SHIPS TODAY!



AS LOW AS
J \$298

\$1949
15704 — OFFICE SUITE
Includes: (1) 14986, (1) 46830,
(1) 36937, (1) 36936 and (1) 34048

NBF SIGNATURE
— SERIES —

Your Office, Your Way

BOARDWALK COLLECTION

Customize configurations and color combinations and create your ideal office with this modern work and storage collection. Simple lines and easily accessible open storage will help streamline your space.

- Melamine laminate over particle board core; 1" thick worktops
- Both Bark Gray and White doors and drawer fronts are included. Metal legs with painted finish
- Drawers extend on ball bearing glides; file drawers hold letter or legal size files
- ✂ Assembly required

KEY NO.	DESCRIPTION	WxDxH	1-4	5+
J 14986	Executive Desk	72"x30"x30"	\$319	\$298
K 46830	Adjustable-Height Table	48"x24"x28-45"	829	795
— 46831	Table Desk	60"x30"x30"	269	249
L 36935	Hutch w/ Frosted Doors	31"x18"x28"	339	319
M 36936	Hutch w/ Solid Doors	31"x18"x28"	209	189
N 36937	Credenza	72"x18"x29"	409	389
— 46826	Return w/ Solid End Panel*	60"x30"x30"	199	179
P 15707	Return w/ Legs*	60"x30"x30"	219	199
Q 32310	1-Drawer Lateral File	30"x18"x29"	279	259
— 32306	2-Drawer Lateral File	30"x18"x29"	339	319
R 37045	Storage Unit	30"x18"x29"	209	195
S 34048	Mobile Pedestal	16"x18"x22"	239	219
— 14987	Keyboard Shelf	27"x15"x1"	69	59

SHIPS TODAY!

GSA CONTRACT Listed in blue

For matching pieces
and additional configurations

Search: **Boardwalk** @ NBF.com



\$995
15706 — L-DESK W/ HUTCH
Includes: (1) 15707, (1) 37045, (1) 32310 and (1) 36935

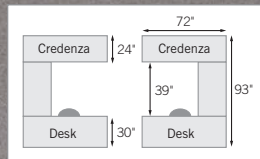
*Returns are not freestanding; must be paired with a credenza, lateral file or storage unit.

Assemble and Save An Office for Less

\$1195

13488 — U-DESK AND HUTCH

Includes: (1) 15120 and (1) 15122



AS LOW AS
A \$949



Choose the right desk with the space you need to work comfortably. Set up private offices or group settings easily and within budget.

- Melamine laminate resists scratches and stains
- Bump-resistant reeded edges and full modesty panels
- Surfaces are 1" thick for extra strength with snag-free PVC edging
- Full-length drawer pulls give easy access
- File drawers move on smooth, full extension slides
- Wire management grommet holes on desk sides keep desktops clear

✂ Assembly required. Professional assembly available




KEY NO.	DESCRIPTION	WxDxH	1-5	6+
A 15120	U-Desk	72"x93"x31"	\$979	\$949
B 15119	L-Desk	72"x70"x31"	695	659
C 10112	Corner Desk	72"x72"x31"	679	659
D 15122	Hutch	72"x13"x36"	309	289
E 30394	Lateral File	31"x20"x31"	309	289
F 40100	Conference Table	96"x48"x31"	629	619

SHIPS TODAY! Except Chocolate

GSA CONTRACT Listed in blue

Laminate Combinations:

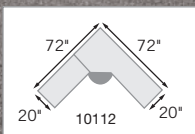


Bordeaux/
Graphite
(shown)

Chocolate
(shown)

White Chocolate/
Antigua
(shown)

AS LOW AS
\$659^C
(TWO SHOWN)



AS LOW AS
\$619^F

Learn more about the *Linear Chair*
Search: **56069** @ NBF.com



A Small-Footprint Office at a Big Value

Limited office space calls for compact desks. This collection gives you the configuration versatility you need.

- Scratch-resistant melamine laminate over MDF, and protective 2 1/2" PVC edge
- Drawers feature ball bearing glides, wide metal pulls, and fit letter/legal sizes
- ✂ Assembly required Professional assembly available; call for details

L-DESK/U-DESK — Reversible return/bridge and two box/box/file pedestals. Lower box and file drawers lock. CPU platform, keyboard tray and cord grommets included.

DOUBLE PEDESTAL DESK — Two box/box/file pedestals. Lower box and file drawers lock. Four cord grommets.

ADJUSTABLE-HEIGHT DESK — Height adjustable with electric control. Telescoping steel legs with powdercoat finish and 80" power cord. Supports up to 150 lbs.

HUTCH — Four doors and cord management strip.


LATERAL FILE — Two drawers, bottom one locks.

KEY NO.	DESCRIPTION	WxDxH	1-5	6+
A 15312	L-Desk	66"x70"x31"	\$795	\$759
B 15310	Double Pedestal Desk	66"x30"x31"	659	595
C 15308	U-Desk	66"x92"x31"	1029	995
D 41884	Adjustable-Height Desk	48"x24"x28-45"	695	—
E 15313	Hutch	66"x13"x37"	309	289
F 30434	Lateral File	31"x20"x31"	339	319

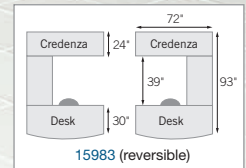
SHIPS TODAY! Dark Chocolate

GSA CONTRACT Listed in blue

Choose Laminate:



Dark Chocolate (shown) Tuscany Brown



Complete Suites at Affordable Prices

Create cool, contemporary workspaces with plenty of storage. Add the adjustable-height standing desk to enhance your health and productivity. And enjoy low prices that make it easy to afford a complete suite.


- Melamine laminate over 1" thick tops resists scratches, stains and burns; protective PVC edging
- Lockable pedestal file drawers roll smoothly on ball bearing glides
- Wire management grommets keep cables neat and untangled
- L- and U- desks are fully reversible
- Adjustable-height desks have telescoping legs that adjust 28–45"H. with push-button electric control and 80" cord. Support up to 150 lbs.

✂ Assembly required. Professional assembly available; call for details

KEY NO.	DESCRIPTION	WxDxH	1-5	6+
G 15983	Bowfront U-Desk	72"x93"x31"	\$879	\$849
H 13412	L-Desk w/ Hutch	72"x83"x66"	849	829
J 15980	Bowfront Desk	72"x30"x31"	739	719
K 15985	Credenza w/ Hutch	72"x24"x66"	769	739
L 14350	Single Pedestal Credenza w/ Hutch	72"x24"x66"	629	619
M 30746	Lateral File	31"x20"x31"	319	298
N 15984	Lateral File w/ Storage	31"x20"x66"	529	509
P 41884	48"W Adjustable-Height Desk	48"x24"x28-45"	695	—
— 41885	60"W Adjustable-Height Desk	60"x30"x28-45"	795	—



File drawers open smoothly on ball bearing glides.



Hutch door swings up. Paper shelves and wire management keep your space free from clutter.



\$1295

15986 — EXECUTIVE OFFICE SUITE
Includes: (1) 15980 and (1) 14350


\$1995

86249 — EXECUTIVE OFFICE
W/ ADJUSTABLE-HEIGHT DESK
Includes: (1) 15980, (1) 14350
and (1) 41884-2

SHIPS TODAY!

GSA CONTRACT Listed in blue

Choose Laminate:



Slate/Sandstone (shown) Bordeaux/Slate (shown)

\$699
14535 — DUAL DESK COMBO
W/ ADJUSTABLE-HEIGHT SURFACE
Includes: (1) 15440 and (1) 14534



Keep documents and valuables secure with reliable drawer locks.



Low-gloss Bourbon Oak laminate on tops and drawer fronts offers subtle contrast to Soft Black chassis.

AS LOW AS
D \$289

A Fresh Look, More Options and Backed By Our Lifetime Guarantee!

Due to popular demand, we've added even more pieces to this elegant two-tone collection. Sold separately or in sets, you get affordable office furniture and our lifetime guarantee.

- Two-tone laminate; *EverSheen*™ gloss Classic Cherry tops or low-gloss Bourbon tops with soft Black bases
- Self-closing hinges on doors and tackboards on hutches
- Locking file drawers have full-extension glides; letter/legal hanging files
- Meets ANSI-BIFMA standards

✂ Assembly required; professional assembly available

RECEPTION AND L-DESK — One three-drawer pedestal (box/box/file), cord grommet, counter-height hutch with tackboard, and 4" overhang on transaction counter. Reversible return on L-desk.

EXECUTIVE DESK — Two pedestals (box/box/file and file/file), pencil drawer with flip-down front, and two grommets.

ADJUSTABLE-HEIGHT DESK — Desktop pneumatically adjusts from 30–42"H by pulling a lever; apply downward pressure at same time to lower.

COMPACT L-DESK — One two-drawer pedestal (file/file), keyboard tray, three grommets and reversible return. Available with four door Hutch.

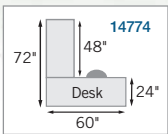
COMPACT U-DESK — Two pedestals (box/box/file and file/file), three grommets, keyboard tray and reversible return. Available with four door Hutch.

COMPACT DESK — Desk shell with one grommet. Perfect for tight spaces.

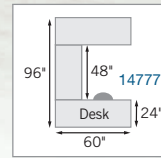




\$3995
14778 — THREE-PERSON SET
Includes: (3) 14774 and (3) 30896



AS LOW AS
E \$695



F

J

CREENZA — Credenza has two pedestals (box/box/file and file/file), cord grommet and keyboard tray. Available with four door hutch. One cord grommet for wire management.

LATERAL FILE — Interlocking mechanism prevents tipping by allowing access to one drawer at a time.

3-DRAWER PEDESTAL — Two box drawers, one locking file drawer and hidden casters.

2-DRAWER PEDESTAL — Two locking file drawers and hidden casters.

BOOKCASE — Five 1" thick shelves, three adjustable, with 30 lb. capacity. Adjustable levelers.

KEY NO.	DESCRIPTION	WxDxH	1-4	5+
A 14772	Reception Desk	60"x24"x42"	\$739	\$695
— 14771	Reception L-Desk	60"x72"x42"	995	979
B 14773	Executive Desk	72"x30"x30"	759	729
C 14534	Adjustable-Height Desk	48"x26"x30-42"	399	379
D 15440	Compact Desk	60"x24"x30"	298	289
E 14774	Compact L-Desk	60"x72"x30"	739	695
— 14775	Compact L-Desk w/ Hutch	60"x72"x73"	1129	1095
— 14776	Compact U-Desk	60"x96"x30"	1195	1169
F 14777	Compact U-Desk w/ Hutch	60"x96"x73"	1619	1589
G 14765	Credenza w/ Hutch	60"x24"x73"	1019	989
— 14766	Credenza	60"x24"x30"	659	629
H 30896	Lateral File w/ Hutch	37"x24"x73"	679	649
— 30895	Lateral File	37"x24"x30"	449	429
J 34963	3-Drawer Pedestal	16"x20"x29"	249	229
K 34962	2-Drawer Pedestal	16"x20"x29"	249	229
L 32945	Bookcase	36"x15"x73"	269	259

F

G

SHIPS TODAY! Select items

GSA CONTRACT Listed in blue

Choose Finish:



Bourbon Oak/ Classic Cherry/
Soft Black (shown) Soft Black

For matching pieces and additional configurations

Search: **Via @ NBF.com**



B

K

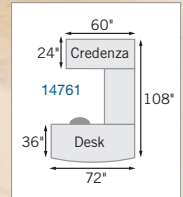
\$1995
14780 — EXECUTIVE OFFICE SET
Includes: (1) 14773, (1) 14765 and (1) 32945



\$2595

14767 —
U-DESK OFFICE SET
Includes: (1) 14761,
(1) 30896, (1) 34963 and
(1) 34962

AS LOW AS
A \$1695



Customize Your Office with Matching Components

A beautiful combination — the classic warmth of wood and solid, contrasting bases for a contemporary look. Choose from a variety of matching pieces to configure your office to your needs — you can add coordinating pieces as you grow.

- Durable melamine surfaces are heat-, stain- and scratch-resistant
- Two-tone laminate: *EverSheen™* gloss Classic Cherry tops or low-gloss Bourbon Oak tops with Soft Black bases and tackboard on hutch
- Desks and credenzas include a two- and a three-drawer vertical file
- Locking file drawers keep documents safe
- Wire management grommets keep wires out of the way
- Meets ANSI/BIFMA safety standards

✂ Assembly required; professional assembly available

U-DESK AND U-DESK W/ HUTCH — Executive Desk with a bridge and 60" wide credenza. Desk can be set up with the bridge on the left or right. Hutch adds versatile storage space. Keyboard shelf included; attaches to main desk only.

L-DESK — Features a large work surface; keyboard/pencil drawer included.

EXECUTIVE DESK — Attractive bowfront desk with pencil drawer.

CREDENZA AND CREDENZA W/ HUTCH — Computer-friendly credenza. Hutch adds more storage capacity. Keyboard shelf included.

LATERAL FILE AND LATERAL FILE W/ HUTCH — Lateral file holds letter/legal hanging files and has anti-tip safety drawers so only one drawer opens at a time. Drawers lock for security. Hutch adds overhead open and closed storage.

BOOKCASE — Five shelves, three adjustable, with 30 lb. capacity.

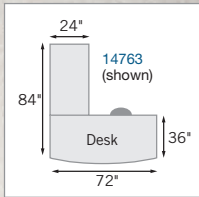


Contemporary Styling with Versatility



\$1649
14769 —
COMPLETE WALL SET
Includes: (1) 14765 and
(1) 30896, (1) 34963 and
(1) 30896

AS LOW AS
B \$929



\$2849
14768 — **COMPLETE L-DESK OFFICE**
Includes: (1) 14763, (1) 14765,
(1) 30896 and (1) 34963



Inside view.

SPECIAL PURCHASE! Combine five or more items for 5+ discount pricing.

KEY NO.	DESCRIPTION	WxDxH	1-4	5+
A	14761 U-Desk w/ Hutch	72"x108"x73"	\$1729	\$1695
—	14762 U-Desk	72"x108"x30"	1319	1289
B	14763 L-Desk	72"x84"x30"	959	929
C	14764 Bowfront Desk	72"x36"x30"	739	695
D	14765 Credenza w/ Hutch	60"x24"x73"	1019	989
—	14766 Credenza	60"x24"x30"	659	629
E	30896 Lateral File w/ Hutch	37"x24"x73"	679	649
F	30895 Lateral File	37"x24"x30"	449	429
G	34963 3-Drawer Vertical File	16"x20"x29"	249	229
H	34962 2-Drawer Vertical File	16"x20"x29"	249	229
J	32945 Bookcase	36"x15"x72"	269	259

SHIPS TODAY!

GSA CONTRACT Listed in blue

Choose Laminate Combination:



Classic Cherry/ Bourbon Oak/
Soft Black (shown) Soft Black



\$2089
14770 — **COMPLETE OFFICE SET**
Includes: (1) 14764, (1) 14765 and (1) 30895



AS LOW AS
D \$395

Strong Steel Construction Minimalist Style for a Coordinated Office

NBF SIGNATURE
— SERIES —

STAHL COLLECTION

Private office, cubicle or training area, this versatile steel desk collection goes anywhere with its simple styling and matching storage. Basic desks are available with or without modesty panels, and work great with mobile pedestals and optional keyboard trays. Pedestal desks offer built-in storage and optional center drawers.

- Walnut, Cherry or Gray scratch-resistant melamine laminate on solid core board with smooth Black vinyl edge
 - Steel legs, modesty/side panels, pedestals and files with Black powdercoat finish; desk legs have levelers
 - Lockable drawers have full-width recessed pulls and full-extension glides for complete access to all files; desk pedestals and lateral file hold letter size hanging files front to back, legal size side-to-side
- ✦ Assembly required for desks; minimal assembly for files

Choose Laminate Finish:



Walnut (shown)

Cherry (shown)

Gray (shown)

KEY NO.	DESCRIPTION	WxDxH	1-3	4+
A 14705	72"W Table Desk	72"x24"x30"	\$259	\$239
— 11010	72"W Table Desk w/ Modesty Panel	72"x24"x30"	419	395
B 14709	60"W Table Desk	60"x24"x30"	229	209
C 11011	60"W Table Desk w/ Modesty Panel	60"x24"x30"	359	339
D 11012	Table L-Desk	72"x72"x30"	419	395
— 11013	Table L-Desk w/ Modesty Panel	72"x72"x30"	539	519
E 11014	Compact Table L-Desk	60"x60"x30"	369	349
— 11015	Compact Table L-Desk w/ Modesty Panel	60"x60"x30"	519	495
— 92222	Keyboard Tray	22"x17"x4"	39	29
F 11016	Double Pedestal L-Desk	66"x72"x30"	879	859
G 11017	Double Pedestal Desk	60"x30"x30"	619	595
H 11018	Single Pedestal Desk	48"x24"x30"	429	409
J 11032	Standing-Height Desk w/ Panel	48"x24"x42"	289	279
K 92223	Center Drawer	20"x16"x5"	69	59
L 34571	Mobile Pedestal	15"x21"x27"	229	219
M 30914	Lateral File	36"x18"x28"	479	459

SHIPS TODAY!

GSA CONTRACT Listed in blue



AS LOW AS
F **\$859**



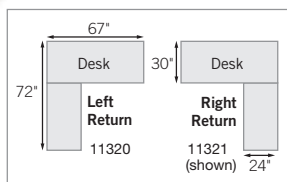
AS LOW AS
B **\$209**

Chairs available on page 129 or search
Perspective @ NBF.com

Desking the way you want it!

A Modern Twist on Classic Steel

AS LOW AS
A \$769



Contemporary Steel Desks at Retro Prices

With round legs, perforated side panels and an eye-catching fusion of materials and colors, these desks are as attractive as they are durable.

- Scratch-resistant powdercoat finish in Gray, with choice of woodgrain finishes for the desktop
- Tough construction materials; 1/4" thick top with high-pressure laminated surface, durable molded edge and 16-gauge steel base panels and legs
- Pedestals and center drawers lock securely
- Wire management grommets help tuck cables and wires away neatly
- ✂ Assembly required; professional assembly available

KEY NO.	DESCRIPTION	WxDxH	1-2	3-5	6+
A 11321	L-Desk (right return)	67"x72"x29"	\$839	\$829	\$769
- 11320	L-Desk (left return)	67"x72"x29"	839	829	769
B 11299	43"W Single Pedestal Desk	43"x27"x29"	479	459	439
C 11318	48"W Single Pedestal Desk	48"x30"x29"	489	469	449
D 11322	Double Pedestal Desk	60"x27"x29"	549	529	519
E 11317	Credenza	67"x27"x29"	549	529	519

AS LOW AS
D \$519



SHIPS TODAY! Select items

Choose Wood Finish:



MESH CHAIR — Fabric upholstered memory foam seat. Assembly required. Overall: 25"Wx23"Dx41"H. Seat: 20"Wx19"Dx19-23"H.

F 50845(1-3) **\$189**; (4-6) **\$179**; (7+) **\$169**

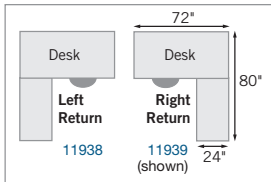
GUEST CHAIR — Faux leather seat and back. Supports up to 350 lbs. Assembly required. Overall: 26"Wx28"Dx36"H. Seat: 23"Wx19"Dx18"H.

G 50838(1-5) **\$189**; (11+) **\$179**

SHIPS TODAY!



AS LOW AS
L \$795



Classic Steel Desks to Meet Your Budget

Go beyond utilitarian, with stylish steel desks. Gleaming Chrome legs accent the scratch-resistant powdercoat finish. Central-locking drawers keep your belongings secure. And the welded steel base provides years of solid service.

- Welded steel base and 3/4 modesty panel with durable powdercoat finish
 - Scratch resistant laminate top
 - Central locking full-extension drawers with aluminum pulls
 - Meets Greenguard certified indoor air quality standards
- ✂ Partially assembled; simply attach legs and returns

KEY NO.	DESCRIPTION	WxDxH	1-2	3-6	7+
H 13805	Compact Desk	60"x30"x30"	\$619	\$569	\$495
J 13807	Executive Desk	72"x36"x30"	695	649	595
K 13806	Single Pedestal Desk	45"x24"x30"	429	395	359
- 11938	L-Desk (left return)	66"x75"x24"	895	859	795
L 11939	L-Desk (right return)	66"x75"x24"	895	859	795

GSA CONTRACT Listed in blue


Basic is best when it comes to function and design. Full steel panels maintain privacy, recessed drawer pulls prevent clothing snags, and attractive rounded desktop corners improve safety.

- Welded full-panel steel with scratch-resistant powdercoat finish
 - Laminate top with smooth rounded corners, 6" rear overhang, and safe, non-sag vinyl edging
 - Central locking, full-extension drawers with full-width, recessed pulls
 - Accommodates both letter and legal hanging files
 - Two grommet holes for cord access
 - Meets Greenguard certified indoor air quality standards
- ✂ Fully assembled

KEYNO.	DESCRIPTION	WxDxH	1-2	3-6	7+
M 11346	Double Pedestal Desk	60"x30"x30"	\$739	\$709	\$659
N 11345	Single Pedestal Desk	48"x30"x30"	579	549	495


GSA CONTRACT Listed in blue

Choose Top/Base: *L-Desks not available in Gray Nebula/Gray



Walnut/Black (shown) Medium Oak/ Putty *Gray Nebula/ Gray

Choose Top/Base:



Walnut/Black (shown) Medium Oak/ Putty



AS LOW AS
A \$1195



HON. Quality Metal Desks, Ready to Ship!

Classic reliability and outstanding value make these steel desks an office favorite. Square steel legs and molded handles complete the retro-style. Added features include drawers with full-extension slides, built-in file hanging rails and central locking for all drawers.

- Sleek, updated recessed drawer handles
- Steel legs match the base color for complete look
- Three color combinations are ready for immediate delivery
- Meets ANSI/BIFMA Level 2 sustainability standards

✂ Partial assembly required; attach legs

L-DESKS — Desktop grommets. Two central-locking box/file pedestals and a center drawer. Attach return.

60" DESK — Includes desktop grommets, center drawer and two central-locking box/file pedestals.

SINGLE PEDESTAL DESKS — Includes a central-locking box/file drawer, pencil drawer and desktop grommets.

KEY NO.	DESCRIPTION	WxDxH	1-3	4+
A	11243 L-Desk (right return)	66"x72"x30"	\$1249	\$1195
—	11244 L-Desk (left return)	66"x72"x30"	1249	1195
B	11238 60"W Double Pedestal Desk	60"x30"x30"	795	779
C	12036 66"W Single Pedestal Desk (right)	66"x30"x30"	729	719
—	12035 66"W Single Pedestal Desk (left)	66"x30"x30"	729	719
D	11245 48"W Single Pedestal Desk (right)	48"x30"x30"	659	639
E	90778 Keyboard Tray	22"x10"x3"	139	129

Choose Top/Base:



Mahogany/
Charcoal
(shown)

Harvest/
Putty
(shown)

SHIPS TODAY!



HON.

Heavy-Duty Steel Desks Handle All Your Networking Needs

These super-tough, sturdy desks can take heavy use without a scratch. Plus, built-in wire management system can house surge protectors, electrical wiring and network cables to keep communications systems up and running and your office looking great.

- High pressure laminate tops resist stains and scratches
- Waterfall edge work surfaces are easy on the arms
- Reinforced, double-wall steel end panels and three-quarter height modesty panels and adjustable leveling glides make furniture sturdy
- Full-extension file drawers have ball bearing suspension and accept hanging folders
- Safety interlock in lateral files prevents tipping
- ANSI/BIFMA Level certified; meets e3-2010 sustainability standards

✂ Fully assembled; attach return on L-Desk

KEY NO.	DESCRIPTION	WxDxH	1-3	4+
F 11128	L-Desk (left return)	66"x78"x30"	\$1549	\$1495
- 11129	L-Desk (right return)	66"x78"x30"	1549	1495
G 11126	Double Pedestal Desk	60"x30"x30"	979	949
H 11125	Credenza w/ Keyboard Tray	60"x24"x30"	1079	1049
J 11124	Hutch (20"H Clearance)	60"x14"x35"	479	459
K 30191	2-Drawer Lateral File	36"x19"x28"	569	549
- 30194	4-Drawer Lateral File	36"x19"x53"	869	849
- 11207	Keyboard Tray	22"x10"	139	-

Choose Top/Base:



Mahogany/
Charcoal
(shown)

Harvest/
Putty

SHIPS TODAY!


It's a Great Match!

MID-BACK CHAIR — Mesh-back with fabric seat. Five ergonomic adjustments. Assembly required.

Overall: 29"Wx29"Dx38-42"H.

Seat: 20"Wx19"Dx18-22"H.

F 50620 (1-2) \$329; (3+) \$298



AS LOW AS

F \$1495



The Classic Look of Steel Topped with Modern Laminate Colors



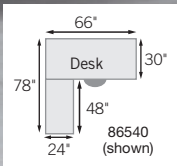
AS LOW AS
\$649^A

\$1595
16367 — COMPLETE OFFICE SET
Includes: (1) 86538, (1) 86537 and (1) 86541

To view the complete *Perspective* Chair Collection
Search: **Perspective** @ NBF.com



AS LOW AS
D **\$895**



CARBON COLLECTION

Break away from the traditional steel desk look with Gray Maple or Teak woodgrain laminate tops. These desks are built to provide years of reliability.

- High-pressure laminate with slight wood texture
- Metal base with Black powdercoat finish
- Full-extension file drawers hold letter/legal hanging files
- ✂ Assembly required; all except lateral file

DOUBLE PEDESTAL DESK — Four drawers (two file, two utility). Each pedestal has one lock that secures both drawers. One centered cord grommet.

SINGLE PEDESTAL DESKS — Two drawers (one file, one utility) and one centered cord grommet. Pedestal has one lock that secures both drawers.

L-DESK — Reversible return, two cord grommets (one in desk, one in return), and four drawers (two file, two utility). Each pedestal has one lock that secures both drawers.

KEY NO.	DESCRIPTION	WxDxH	1-5	6+
A	86538 Double Pedestal Desk	66"x30"x30"	\$669	\$649
—	86539 66"W Single Pedestal Desk	66"x30"x30"	589	559
B	86536 48"W Single Pedestal Desk	48"x30"x30"	495	469
C	86537 Credenza	66"x22"x30"	639	619
D	86540 L-Desk	66"x78"x30"	959	895
E	86541 Hutch	66"x14"x30"	359	329
F	30931 Lateral File	36"x18"x28"	479	459
—	16337 Center Drawer	22"x18"x3"	59	—

SHIPS TODAY!

GSA CONTRACT Listed in blue

Learn more about the *Carbon Collection*
Search: **Carbon** @ NBF.com



Choose Color:



Teak (shown)



Gray Maple (shown)

B

\$959

16366 — SINGLE PEDESTAL DESK AND FILE SET

Includes: (1) 86536 and (1) 30931



\$5495

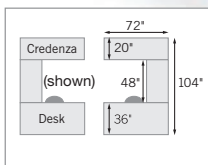
13516 — EXECUTIVE OFFICE SET

Includes: (1) 15829, (1) 15740,
(1) 13515, (1) 32769 and (1) 36351



Inside view of Executive Desk

A \$1449



Exceptional Selection, Finely Crafted with Real Wood Veneers

Outfit your office with warm wood surfaces and smoothly rounded edges, creating a rich, yet understated, backdrop for your work. Each piece in this collection is reminiscent of mid-20th-century Danish wood crafts, showcasing the beauty of wood veneers.

- Smooth radius curved edges are a key design element
- Select hardwood veneers, solid wood edges and corners on 1½" thick surfaces and panels with Dark Cherry finish
- Full extension, ball bearing glides on drawers

✂ Partial assembly required, files and pedestals ship assembled.

EXECUTIVE DESK — Two locking pedestals contain two utility and three file drawers.

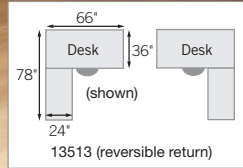
U-DESK — Two utility and three file drawers in two pedestals, all lock. Wire management in credenza work surface. Reversible bridge can be placed on either the left or right side of the desk.

L-DESK — Two locking pedestals hold two utility and three file drawers. Return contains wire management, and can be placed on either side of the desk.

RECEPTION L-DESK — Two utility and three file drawers in two pedestals, all lock. Return contains wire management, and can be placed on either side of the desk. Full L-shaped counter.



C \$1895



Smoothly rounded corners and edges add appeal.



Most of the doors and drawers lock to keep contents secure.



File drawers accommodate letter and legal file folders.



D \$2295



CREDENZAS — Kneespace and storage credenzas each contain two locking pedestals. One pedestal holds two utility and one file drawer. The other holds two file drawers. Wire management grommets in top surfaces. Center of storage credenza is a locking cabinet with one shelf.

HUTCH — Four overhead compartments with doors (doors do not lock).

LATERAL FILES — Drawers lock. File front to back or side to side.

BOOKCASES — With adjustable shelves. 60 lb. weight capacity per shelf.

WARDROBE/STORAGE CABINET — Hanging clothes compartment on one side, three adjustable and one fixed shelf on the other. Each compartment is 17"Wx18"Dx69"H. Doors do not lock.

KEY NO.	DESCRIPTION	WxDxH	PRICE
A 15829	Executive Desk	72"x36"x29"	\$1449
B 13512	U-Desk	72"x104"x29"	2595
C 13513	L-Desk	66"x78"x29"	1895
D 15833	Reception L-Desk	72"x72"x43"	2295
E 15740	Storage Credenza	72"x20"x29"	1229
F 13514	Kneespace Credenza	72"x20"x29"	1259
G 13515	Hutch	72"x14"x42"	895
H 30823	4-Drawer Lateral File	37"x20"x56"	1595
J 30540	2-Drawer Lateral File	37"x20"x30"	969
K 32745	3-Shelf Bookcase	36"x14"x42"	419
L 32769	5-Shelf Bookcase	36"x14"x70"	639
M 36351	Wardrobe/Storage Cabinet	37"x19"x70"	1495

LINEAR CHAIR — Flip arms and a memory foam seat. Assembly required. Overall: 28"Wx24"Dx43"H. Seat: 21"Wx19"Dx20-24"H.

N 56946 (1-3) \$339; (4-6) \$329; (7+) \$298



\$1995
14332 –
60"W DESK SUITE
Includes: (1) 14324,
(1) 14325 (1) 14331,
(1) 36985 and (1) 34438

\$2049
14333 –
72"W DESK SUITE
Includes: (1) 14326,
(1) 14327, (1) 14331,
(1) 36986 and (1) 34438



AS LOW AS
\$649

NBF SIGNATURE
— SERIES —

Industrial Chic for the Urban Office ANNEX COLLECTION

Sturdy and simply styled, this desk collection combines industrial function with urban office appeal.

- Gray powdercoated steel frames with stabilizing stringers, Maple laminate and multi-height legs; L-desk return is reversible
- 4" casters on mobile standing-height desk and pedestal, two lock
- Box/File pedestals (hanging and mobile) hold letter and legal files; top corners of pedestal have holes to mount under desk
- Hutches have full length shelf and four pre-wired duplex outlets

✂ Assembly required



AS LOW AS
\$929

KEY NO.	DESCRIPTION	WxDxH	1-2	3+
A	14324 60"W Desk	60"x30"x30-37"	\$389	\$369
B	14325 60"W Desk w/ Pedestal	60"x30"x30-37"	689	649
—	14326 72"W Desk	72"x30"x30-37"	409	389
—	14327 72"W Desk w/ Pedestal	72"x30"x30-37"	709	689
—	14328 L-Desk	72"x78"x30-37"	689	649
C	14329 L-Desk w/ Pedestal	72"x78"x30-37"	959	929
—	14330 Standing-Height Desk	48"x30"x37-43"	389	369
D	14331 Mobile Standing-Height Desk	48"x30"x42-48"	429	409
E	34438 Mobile Pedestal	15"x24"x26"	459	429
F	36985 60"W Hutch	60"x15"x18"	209	198
—	36986 72"W Hutch	72"x15"x18"	229	215
G	82494 Clamp Mount Charge	8"x3"x6"	69	—

GSA CONTRACT Listed in blue

Versatile Memory Foam Stools

EASY STOOL COLLECTION

These memory foam stools give you the extra support you need. And with so many options, you can choose the perfect styles for any task. Additional heights and pressure-lock casters are available at NBF.com.

- 15" dia. seat with poly shell, memory foam padding and fabric or easy-to-clean, PVC-free polyurethane upholstery
- Rolling Stools have aluminum base, Stationary have chrome

✂ Assembly required; no tools needed

TALL ROLLING STOOL W/ FOOTRING —

Overall: 24"dia.x23–33"H.

— 50138 (polyurethane).....(1–3) \$129; (4+) \$119

H 50137 (fabric).....(1–3) \$129; (4+) \$119

ROLLING STOOL — Overall: 24"Dia.x16–21"H.

J 50016 (polyurethane).....(1–3) \$98; (4+) \$89

— 50017 (fabric).....(1–3) \$98; (4+) \$89

STATIONARY STOOL — Overall: 16"Dia.x26–31"H.

K 50018 (polyurethane).....(1–3) \$109; (4+) \$98


— 50019 (fabric).....(1–3) \$109; (4+) \$98

SHIPS TODAY!

GSA CONTRACT Listed in blue

Choose Upholstery:

Fabric



Burgundy (shown) Black

Polyurethane



Gray (shown) Black (Shown) Navy Wine

MOBIS® SEAT by FOCAL UPRIGHT™

Reduce back and feet fatigue with Mobis® Seat from famed designer Martin Keen. Used with standing height desks, this unique design reduces spinal pressure by keeping your spine and hips at a neutral 130–135 degree position.

- Foam seat with cutout; seat pan and elliptical base with non-slip rim are fiberglass with nylon covering
- Pivoting height-adjustable aluminum leg supports leaning posture
- Fits 4'11" to 6'8" users up to 300 lbs.

✂ Fully assembled

MOBIS® SEAT — Overall: 16"Wx15"Dx25–35"H.

L 50932 \$519

FOOT REST — Overall: 26"Wx14"Dx3½"H.

— 82420 \$98



AS LOW AS
H \$119



Chili Pepper



Cobalt



L \$519



AS LOW AS
A **\$249**



NBF SIGNATURE SERIES

ASCENT COLLECTION

Enjoy a wide range of height settings at a low price, with this GSA contract desk riser.

- Adjustable 11" height-range locks in eight positions
 - Spring assist and handle on both sides
 - Large, durable laminate finished top
 - Keyboard platform is 26"Wx13"D
- ✓ Fully assembled

ADJUSTABLE-HEIGHT RISER — For use on work surfaces 30" or deeper. Overall: 36"Wx29"Dx5-16"H.

A **46824** (1-3) **\$259**; (4+) **\$249**

SHIPS TODAY!

GSA CONTRACT Listed in blue

Choose Color:



Black (shown) Gray



AS LOW AS
B **\$439**

Adjusts
30-43"H

NBF SIGNATURE SERIES

LIFT COLLECTION

Enhance your health and productivity with an adjustable-height desk that lets you alternate between sitting and standing throughout the day. Simply lift a lever for pneumatic-assist adjustments.

- Steel frame with Titanium finish, Gray laminate tabletop
 - Telescoping legs support 150 lbs. on four locking casters
- ✓ Assembly required

KEY NO.	DESCRIPTION	WxDxH	1-2	3+
— 46058	47"W Table	47"x24"x30-43"	\$439	\$419
B 46059	59"W Table	59"x24"x30-43"	459	439
— 46060	71"W Table	71"x24"x30-43"	495	479

SHIPS TODAY!


GSA CONTRACT Listed in blue

SIT/STAND MAT — Vinyl mat comes with flip-back 3/8" thick, 18" deep anti-fatigue pad for comfort while you stand. For use on carpet and hard floors. Overall: 45"Wx54"Dx3/8"H.

C **54002** (1-4) **\$149**; (5+) **\$139**



Table also lowers to your favorite height for seated work.



Use chair mat with flip back anti-fatigue pad to stand comfortably.

ALTIER COLLECTION

Improve employee health and performance with the touch of a button with this electric adjustable-height riser!

- Programmable 3-memory function riser with height-adjustable range up to 17"
- Anti-pinch sensor to halt the riser from lowering when resistance is sensed
- Digital red display lights up when adjusting and includes "+" and "-" buttons for specific height precision
- Constructed with heavy duty steel base and post with ¾" thick laminate desktop and keyboard levels
- Desktop surface measures 29"Wx15"D and sits 5" above surface, keyboard surface measures 29"Wx11"D and sits ¾" above surface
- Desktop level holds up to 110 lbs., keyboard level holds up to 11 lbs., monitor mounting plate holds screens up to 22 lbs.
- Available in Black or White finish

✂ Assembly required

KEY NO.	DESCRIPTION	WxDxH	PRICE
D 61019	Single Monitor Riser	29"x28"x22-39"	\$389
E 16497	Dual Monitor Riser	29"x28"x22-39"	429



Red digital display with soft-touch programmable buttons.

STAND FOR HEALTH

To combat the serious health issues caused by prolonged sitting, it's recommended to stand 15 minutes for every one hour of sitting. Here are 4 ways to incorporate standing into your workday:

- 1 Alternate between sitting and standing by using an adjustable-height desk
- 2 Attach an adjustable-height monitor arm to your desk as a lower-cost alternative
- 3 Add a standing-height desk stool so you can stand or sit at counter-height locations
- 4 Hold meetings at standing-height tables to break up a long day of sitting



Transform any desk or table into an ergonomic workstation. Whether you stand or regularly alternate between seated and standing positions, these stands help promote circulation and better health.

- Clamps to desk. Adjusts sitting to standing; 24-42"H
- Includes monitor mount, upper work surface, keyboard tray
- Holds monitors up to 25"W
- Weight capacity: 15 lbs., single monitor; 22 lbs., dual monitor
- 60" of cable management

✂ Assembly required

KEY NO.	DESCRIPTION	WxDxH	1-4	5+
F 60001	Single Monitor Riser	28"x30"x24-42"	\$369	\$349
G 60002	Dual Monitor Riser	28"x30"x24-42"	419	395

AS LOW AS
\$395 G



GSA CONTRACT Listed in blue

Standing Height Options

Take Your Health to New Heights



A \$795

Adjust height from 28-45" at the touch of a button.



Studies show standing for part of your workday is healthier than sitting all day. Keep employees healthy and productive with these electric-assist adjustable-height desks — the perfect fit for offices, training rooms, collaboration areas — and your budget.


- Commercial grade melamine laminate on 1" thick top, supports 150 lbs.
- Telescoping legs with Black powdercoat finish and levelers
- Push-button electric height adjustment; 110 volts, 80" cord

✂ Assembly required

KEY NO.	DESCRIPTION	WxDxH	PRICE
— 41884	48"W Desk	48"x24"x28-45"	\$695
A 41885	60"W Desk	60"x30"x28-45"	795

SHIPS TODAY! Bordeaux, Slate, Dark Chocolate and Tuscany Brown. Others arrive in 1-2 weeks.

Choose Top Color:




Visualize ideas during your brainstorming or training sessions with the adjustable-height markerboard desk. Use horizontally for casual collaboration or flip vertically for larger group presentations.

- Whiteboard flip-top with your choice of Black or Silver powdercoat frame
- Adjustable-height electric-control base with locking casters lifts 250 lbs. and adjusts 1.3" per second

✂ Assembly required

KEY NO.	DESCRIPTION	WxDxH	PRICE
— 41420	36"W Markerboard Desk	36"x30"x27-44"	\$1495
B 41421	48"W Markerboard Desk	48"x30"x27-44"	1649
— 41422	60"W Markerboard Desk	60"x30"x27-44"	1749
C 41423	72"W Markerboard Desk	72"x30"x27-44"	1849

Choose Base Color:



B \$1649

C



NBF SIGNATURE
— SERIES —

TABELLA COLLECTION

Stand more, sit less — it's more than a trend. These adjustable- height desks foster a healthier workplace and attachable privacy screens keep distractions at bay.

- 14-gauge steel base with Gunmetal finish; 1" thick thermofused laminate top with cord management grommet
- Two hidden electric motors (inside legs) smoothly adjust top 24–50"H at 1.5" per second, supports 250 lbs.
- With or without 28"H plexiglass privacy screen

✂ Assembly required

KEY NO.	DESCRIPTION	WxDxH	1-2	3+
— 14162	48"W Desk	48"x24"x25–51"	\$929	\$889
— 14163	48"W Desk w/ Screen	48"x24"x38–64"	1449	1395
D 14164	60"W Desk	60"x24"x25–51"	939	895
E 14165	60"W Desk w/ Screen	60"x24"x38–64"	1549	1495
— 14166	72"W Desk	72"x24"x25–51"	979	939
— 14167	72"W Desk w/ Screen	72"x24"x38–64"	1649	1595

GSA CONTRACT Listed in blue

Choose Top Color:



NBF SIGNATURE
— SERIES —

STATURE COLLECTION

Get the newest option in standing desks — the L-Desk. The generous shape gives you plenty of room to work while still allowing you to incorporate a sit-stand routine into your day.

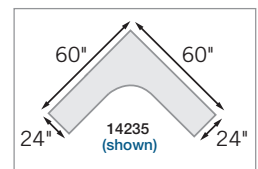
- Frame has three adjustable-height legs for a stable base
- Durable, thermally-fused laminate top with curved corner
- Electric-control base lifts 375 lbs.; adjusts 1.3" per second

✂ Assembly required

KEY NO.	DESCRIPTION	WxDxH	PRICE
F 14235	60"W L-Desk	60"x60"x27–47"	\$2095
— 14236	72"W L-Desk	72"x60"x27–47"	2149

GSA CONTRACT Listed in blue

Choose Top/Base Colors:



Create the perfect space.

WE ARE HERE TO HELP!



5 THINGS TO CONSIDER when planning your office

- Size of area • Team size and usage
- Style and color • Budgetary needs • Timeline constraints



Trendway — Capture



Compatico— Frames

CUBICLES & WORKSTATIONS

From basic to custom — NBF makes it easy.



design experts



free space planning



free color samples

Get started today!

CALL US AT 800-558-1010




Maxon — Prefix



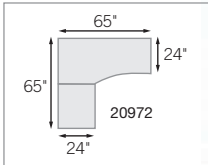
Bid #ESCNJ/AEPA-18D
A \$1449 EA.
 National Business Furniture

The Educational Services Commission of New Jersey
 NJ State Approved Co-op #65MCESCCPS

Bid Term: 3/1/18 - 2/28/20



Purchase one or multiple workstations to meet your needs.



Four L-shaped workstations set-up back to back. The left side of each workstation stands 47"H while the right side stands 63"H.

\$5695
 75489 — 4-WORKSTATION SET
 Includes: (4) 20972



Workstations That Set Up in a Flash

Creating a workstation is a breeze with this revolutionary office solution. You can assemble a complete, free-standing, panel-based workstation in 60 minutes or less. With three cost-effective workstations to choose from, you can accommodate your space and work needs and stay on budget.


- Durable melamine surfaces are scratch-resistant and attach to panels
- Sound-dampening panels are 1½" thick, covered with two-tone fabric
- Removable metal face plate on desk legs hides cords and cables
- Dual-height panels (47" and 63") are 31" wide
- Each workstation includes a locking pedestal with two utility drawers and one file drawer, an overhead hutch, a pencil/paper organizer and fabric panels. Configured as shown; wall panels are not interchangeable.

✂ Assembly required

L-DESK WORKSTATION — Overall: 65"Wx65"Dx63"H.	
A 20972	\$1449
STRAIGHT WORKSTATION — Overall: 65"Wx33"Dx63"H.	
B 20971	\$1249
U-DESK WORKSTATION — Overall: 89"Wx65"Dx63"H.	
C 15990	\$1995

SHIPS TODAY! 20972 and 20971 in Gray/Blue and Cherry.

Choose Color Combination:



Gray/Blue/
 Hansen Cherry
 (shown)

Light Gray/Storm
 Gray/Mocha Cherry
 (shown)



B \$1249

\$1049^E
(2 SHOWN)



\$2495
16485 — DUEL OFFICE SET
Includes: (2) 16487 and (1) 16408

AS LOW AS
D \$429

NBF SIGNATURE SERIES — **NEW!**

Affordable Workstations and Storage

AT WORK COLLECTION

Expand your At Work furnished office with these budget-friendly workstations and storage pieces. Enjoy secure lockable drawers and storage compartments, and three versatile color choices.

- Melamine laminate surfaces
- Fabric panels for corner desk have Brushed Nickel powdercoated metal frames; secure to desk with brackets

✂ Assembly required

CORNER DESK W/ PANELS — Includes L-shape desk, one overhead cabinet with two lockable doors (single lock), and four panels (two 42"H, two 63"H). Three cord grommets provide wire management. Panels fit Corner Desk only.

STORAGE UNIT — Six lockable drawers on full-extension glides: each end of unit has two utility drawers that hold 10 lbs. each and one letter-size hanging file drawer that holds 20 lbs. Open storage in middle with one shelf. Brushed Nickel hardware, one grommet hole in back and leveling glides.

WARDROBE — Choice of left or right-hand door. Two storage areas with lockable doors: wardrobe side has a hanging rod, other side has one adjustable shelf. Two utility drawers and one letter-size hanging file all secure with one lock.

KEY NO.	DESCRIPTION	WxDxH	1-2	3-5	6+
D 16408	48" Storage Unit	48½"x16"x29½"	\$449	\$439	\$429
— 16409	61" Storage Unit	61"x16"x29½"	489	479	469
E 16487	Corner Desk w/ Panels	73½"x73½"x63"	1095	1079	1049
F 36858	Wardrobe Cabinet (left)	24"x24"x48"	549	519	495
G 36859	Wardrobe Cabinet (right)	24"x24"x48"	549	519	495
H 34561	Mobile Pedestal	16"x21"x27"	259	249	229

SHIPS TODAY!



\$1349
86552 — OFFICE SET W/ MOBILE PEDESTAL
Includes: (1) 16487 and (1) 34561



\$2995
16486 — DUEL PANELS SET W/ STORAGE
Includes: (2) 16487, (1) 36858 and (1) 36859

Choose Color:



Gray (shown)

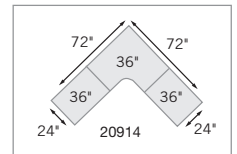
Warm Ash (shown)

Espresso (shown)



20914 – CORNER CUBICLE SET

Includes: (1) 21390, (2) 21394, (4) 21310,
(1) 34961-1, (1) 21322, (2) 21321 and (1) 21318



AS LOW AS

\$219

“ Nice quality and looks great !!
Assembled with the stands quickly.
—Marky ”



SPECIAL PURCHASE!

Combine panels with workstation components on facing page to receive discounted prices.

Create Private Offices Easily and Efficiently

These great-looking partitions are an easy and affordable way to make efficient use of your office space. Installation requires only simple hand tools, so you'll be up and running in no time. Use the partitions around your existing office furniture, or fit them with the matching components shown on the facing page.

- Partitions are 1 3/4" thick, composed of MDF core faced with foam and 100% recycled polyester fabric; fabric surfaces are semi-tackable
- 18-gauge steel frame has a powdercoat finish
- Connecting hardware is sold separately; T-base feet required for single, free-standing panel (also sold separately)
- Partitions are fitted with leveling glides
- All partitions are made-to-order and are non-returnable

CONNECTING HARDWARE:

180° CONNECTOR — Connects two partitions in a straight line.
21321..... **\$19.95**

90° CORNER CONNECTOR — Connects 2, 3 or 4 partitions at 90° angles. Order one for 2 partitions, two for 3 partitions, three for 4 partitions.
21322..... **\$19.95**

PANEL WALL BRACKET — Fasteners not included.
21323..... **\$25.95**


T-BASE — Use to stand a single partition. Order two per partition.
21324..... **\$24.95**

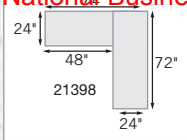
NO.	HxW	1	2-5	6-11	12+
21304	3'6"x2'6"	\$219	\$209	\$205	\$198
21305	3'6"x3'	219	209	205	198
21306	3'6"x4'	239	229	219	209
21307	3'6"x5'	249	239	229	219
21308	5'x2'	229	219	209	205
21309	5'x2'6"	239	229	219	209
21310	5'x3'	249	239	229	219
21311	5'x4'	249	239	229	219
21312	5'x5'	259	249	239	229
21313	6'x2'6"	239	229	225	219
21314	6'x3'	249	239	229	219
21315	6'x3'6"	249	239	229	219
21316	6'x4'	259	249	239	229
21317	6'x5'	279	269	259	249

Choose Fabric:



Choose Frame:





Combine Partitions and Components to Create Custom Offices

Configure workstation components for the amount of surface space needed. Add sturdy storage components so employees can store valuables, files, books and other job necessities within reach. Contemporary color combinations suit most spaces.

- Workstation laminate surfaces withstand long-term daily use beautifully
- Storage components are solid steel with powdercoat finish
- Finish colors on workstation bases and storage components match partition frames
- All Maxon orders are made-to-order and are not returnable


NO.	WxD	1-2	3-4	5+
30"H RECTANGLE WORKSTATION				
21376	36"x24"	\$339	\$319	\$298
21377	48"x24"	359	339	329
21378	60"x24"	369	349	339
21379	72"x24"	389	369	359
21380	36"x30"	359	339	329
21381	48"x30"	379	359	349
21382	60"x30"	395	379	369
21383	72"x30"	439	419	409
30"H RECTANGLE WORKSTATION RETURN				
21384	36"x24"	\$259	\$239	\$229
21385	48"x24"	279	259	249
21386	36"x30"	279	259	249
21387	48"x30"	319	298	289
30"H FREESTANDING PENINSULA				
21388	60"x30"	\$439	\$419	\$409
21389	72"x30"	479	459	449
30"H CURVED-FRONT CORNER				
21390	36"x24"	\$449	\$429	\$419
21391	42"x24"	479	459	449
21392	42"x30"	519	495	489
21393	48"x24"	519	495	489
30"H CORNER WORKSTATION RETURN				
21394	36"x24"	\$269	\$249	\$239
21395	48"x24"	279	259	249
21396	36"x30"	279	259	249
21397	48"x30"	298	279	269

NO.	WxD	PRICE
15"H HANGING OPEN SHELF		
21318	35"x14"	\$249
21319	48"x14"	259
21320	60"x14"	289
PEDESTAL - 15"WX20"DX28"H		
34961	Box/Box/File	\$319
34960	File/File	319
KEYBOARD TRAY		
91399	21"x11"	\$189
CENTER DRAWER		
91398	22"x19"	\$89
FABRIC SCREEN		
21822	36"W	\$189
GLASS SCREEN		
20064	24"W	\$129
20083	42"W	159
20113	48"W	179

Choose Workstation Surface/base:



Choose Storage Component Finish:

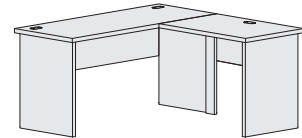


\$1695

21398 — INDIVIDUAL WORKSTATION (2 SHOWN)

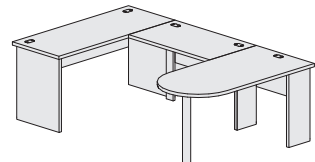
Includes: (1) 21379, (1) 21385, (1) 34961, (1) 20064, (1) 20113 and (2) 21822

POPULAR WORKSTATION CONFIGURATIONS:



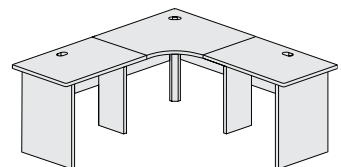
WORKSTATION L-SET — Includes (1) 21378 and (1) 21384. 60"Wx60"Dx30"H.

21399.....\$579



WORKSTATION U-SET — Includes (1) 21388, (1) 21378 and (1) 21384. 60"Wx90"Dx30"H.

21400.....\$969




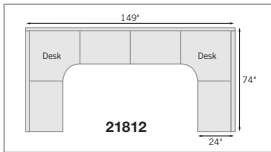
CORNER L-SET — Includes (1) 21390 and (2) 21394. 72"Wx72"Dx30"H.

21401.....\$859



\$4849

21812 — TWO PERSON STATION
Artichoke/Shaker Cherry/Muslin



Optional hinged UL raceways available.



SPECIAL PURCHASE!

Combine sizes for discounted quantity pricing.


Create Your Own Perfect Workspace

Reduce office distractions with sound-absorbing modular workstations. Thick, upholstered *PREFIX*® partitions come in a wide range of sizes and fabric colors to match your décor, and most partitions are tackable to post important reminders, messages and personal items. Use with your current furniture or with the matching components shown on the facing page.


- 2½" thick fabric upholstered partitions; all tackable except 3'6"H
- Steel frames, connectors and supports with powdercoat finish
- Partitions are fitted with 2¼" adjustable floor glides
- Partitions must be used with connectors and are not freestanding
- All partitions are made-to-order and are non-returnable

✂ Assembly required

Choose Fabric:



Artichoke (shown) Walnut (shown) Nimbus (shown) Warm Beige Parchment Morel



Veil Latte Indigo Flint Hummus Dark Pewter

Choose Frame Finish:



Muslin (shown) Loft (shown) Flint Black

INDIVIDUAL PANELS

NO.	HxW	1-5	6-11	12+
21774	3'6"x2'	\$239	\$219	\$209
21775	3'6"x2'6"	249	229	219
21776	3'6"x3'	259	239	229
21777	3'6"x4'	289	269	259
21778	4'2"x2'	269	249	239
21779	4'2"x2'6"	289	269	259
21780	4'2"x3'	319	298	289
21781	4'2"x4'	339	329	298
21782	5'5"x2'	289	269	259
21783	5'5"x2'6"	319	298	289
21784	5'5"x3'	329	309	298
21785	5'5"x4'	359	339	329

POST CONNECTORS —

Use to connect partitions together based on your specific configuration. Order appropriate post height.

STRAIGHT CONNECTORS —

21747.....(each) \$5.95

2-WAY CONNECTORS —

21738.....(3'6"H) \$79

21739.....(4'2"H) \$79

21740.....(5'5"H) \$89

3-WAY CONNECTORS —

21741.....(3'6"H) \$79

21742.....(4'2"H) \$79

21743.....(5'5"H) \$89

4-WAY CONNECTORS —

21744.....(3'6"H) \$79

21745.....(4'2"H) \$79

21746.....(5'5"H) \$89

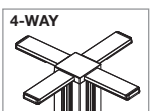
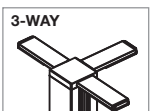
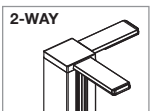
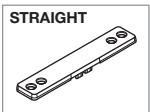
WALL CONNECTORS —

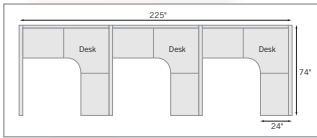
Connect partitions to walls. (not shown)

21748.....(3'6"H) \$79

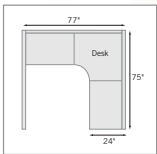
21749.....(4'2"H) \$89

21750.....(5'5"H) \$98

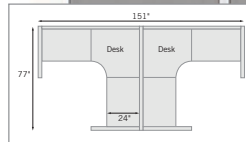
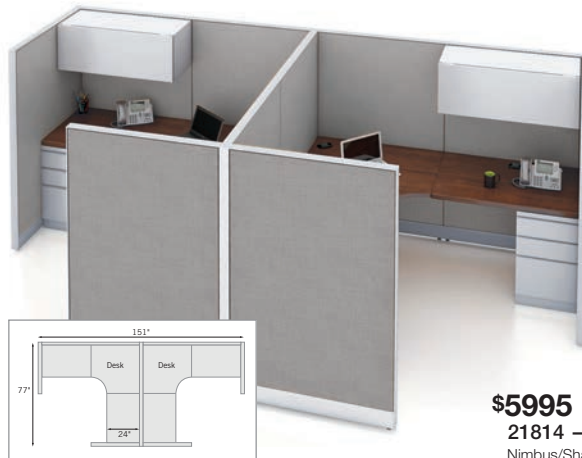




\$8495
21813 — THREE-PERSON STATION
Nimbus/Shaker Cherry/Loft



\$3195
21815 — SINGLE CUBE
Walnut/Natural Maple/Muslin



\$5995
21814 — DOUBLE CUBE
Nimbus/Shaker Cherry/Loft



Matching Components Add Workspaces and Storage

Create complete workspaces that will keep employees happy and boost productivity by combining PREFIX® partitions with work surfaces, storage components and privacy screens.

- Designed to fit Prefix® partition systems
- Laminate worksurfaces withstand long-term daily use
- Cabinets, shelves, files and pedestals are solid steel with powdercoat finish
- Contemporary color and finish choices match the Prefix® partition frames
- All Maxon orders are custom, made-to-order and are non-returnable


✂ Assembly required

ARTICULATING KEYBOARD TRAY — 25"Wx11"D

91399 **\$189**


NO.	WxD	PRICE
OVERHEAD CABINETS		
36965	36"x14"	\$298
36969	48"x14"	339
OPEN SHELVES		
21756	36"x14"	\$139
21757	48"x14"	149
LATERAL FILES — 2 DRAWERS		
30888	30"x18"	\$569
30889	36"x18"	639
30890	42"x18"	729
PEDESTALS — 15"Wx20"Dx28"H		
34960	File/File	\$319
34961	Box/Box/File	319
FABRIC PRIVACY SCREENS		
21822	36"x13"	\$189
21758	24"x20"	189

Choose Laminate:



NO.	WxD	PRICE
RECTANGULAR WORK SURFACES		
21804	36"x24"	\$179
21805	48"x24"	209
21806	60"x24"	229
21807	72"x24"	249
21808	36"x30"	219
21809	48"x30"	229
21810	60"x30"	249
21811	72"x30"	269
CORNER WORK SURFACES		
21799	36"x24"	\$259
21800	48"x24"	319
21801	48"x30"	319
END PANEL SUPPORTS		
21816	24" deep	\$139
21817	30" deep	149

Choose Steel Finish:



Boost Productivity with All-In-One Workstation Solutions

NBF SIGNATURE SERIES

CORBEN COLLECTION

Make the most of your space with all-in-one workstations that provide lots of storage and a spacious worksurface. Each L-shaped workstation has a lockable cabinet, tackboard, binder/ paper organizer, and a mobile pedestal for files and supplies. They're easy to set up, and come in ten color combinations.

- 67"H and 53"H fabric upholstered panels with Metallic Silver metal frames, and L-shaped laminate work surface with comfort curve
 - Tool rail has binder and document storage (diagonal and flat)
 - Overhead lockable storage cabinet with flip-up door. Overall size: 30"Wx12"D
 - Tackboard: 30"Wx16"H
 - Overall work surface: 66"Wx60"D
 - Mobile pedestal has three drawers (one file, two box)
- ✂ Assembly required

Choose Panel/Accent:

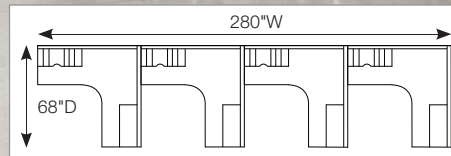


Shadow/Champagne (shown) Shadow/Taupe (shown) Pewter/Mica Bisque/Champagne Cotton/Stardust

Choose Laminate Color:



White Express (shown) Buka Bark (shown)

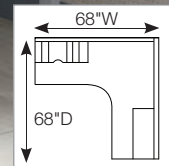


\$6795
14984 — 4-WORKSTATION WALL SET

GSA CONTRACT Listed in blue

We can help!

Need assistance with assembly or layout planning?
Call our furniture specialists at 800-558-1010.



\$1749
14980 — CORNER WORKSTATION SET



\$5449
14979 — 4-WORKSTATION
CLUSTER SET

138\"W
138\"D

138\"W
68\"D

\$3019
14981 — 2-WORKSTATION SET



\$7149
22577 — 3-PERSON SET
216"Wx72"Hx62"D



\$3495
22575 — MULTI-HEIGHT WORKSTATION
72"Wx72"Hx62"D



\$5495
22579 — 4-PERSON SET
144"Wx144"Hx62"D



\$1579
22574 — RECEPTION SET
78"Wx42"Hx42"D



\$7395
22578 — 4-PERSON SHARED SET
144"Wx144"Hx62"D




\$5695
22580 — 8-PERSON BENCHING SET
144"Wx72"Hx54"D

NEW!

Say Goodbye to Boring Cubicles

Let your office personality shine with these highly customizable cubicles. Start by choosing the color of your welded steel frames. Then decide between fabric or laminate panels—also in your choice of color—that suspend from polished Chrome clips. You can even upgrade to add dry-erase panels, patterned or brightly colored acrylic panels and cord management troughs to these easy-to-assemble cubicles.



\$1895
22576 — DIVIDER WALL
108"Wx72"Hx62"D



\$1649 A



B \$1449



C \$1095

Define Your Space with Portable Partitions

When you need to be creative and versatile with your space, these sturdy mobile partitions are a must. They roll into a room easily, unfold and set up fast. No need for the limitations of a ceiling track — you can create a space to fit any activity, any need.

- Fiberglass-wrapped core makes each 22" wide panel sound absorbent
- Sturdy steel frames have a scratch-resistant Black finish
- Full-height piano hinges join panels together
- Panels are ¾" thick
- Fabrics are cleanable and tackable
- Partitions roll on locking swivel casters, and unfold in place
- ✂ Fully assembled

KEY PANELS	WIDTH	5'0"H	PRICE	6'0"H	PRICE	6'8"H	PRICE	8'0"H	PRICE	
A	13	24'1"	21484	\$1649	20220	\$1849	20232	\$2095	20256	\$2395
B	11	20'5"	21483	1449	20219	1595	20231	1849	20255	2195
—	9	16'9"	21482	1349	20218	1395	20230	1649	20254	1849
C	7	13'1"	21481	1095	20217	1159	20229	1395	20253	1649
—	5	9'5"	21480	929	20216	995	20228	1149	20252	1395
—	3	5'9"	—	—	20215	795	20227	895	20251	1149

Choose Upholstery:


Excel Fabric



Designer Fabric



Designer Fabric (available for 5'H only)





AS LOW AS
N \$749

NBF SIGNATURE
— SERIES —

Define Your Workspace with Freestanding Dividers

AT WORK COLLECTION

Use alone, with desks or workstations — these attractive, modular dividers help you define workspaces and keep everyone focused and productive. Available in several colors, sizes and configurations that match our most popular *At Work* collection.

- Aluminum and steel frame with Brushed Nickel powdercoat finish
- Black and White scuff-resistant laminate combination or Espresso and/or Warm Ash or all Gray laminate with translucent plexiglass combinations
- Low profile, 12"D half-round feet prevent tipping and tripping
- Meets Greenguard® certified indoor air quality standards

✦ Assembly required


KEY NO.	DESCRIPTION	WxDxH	PRICE
BLACK & WHITE DIVIDERS			
D 21420	49" W Short Divider	49"x2"x53"	\$329
E 21421	61" W Short Divider	61"x2"x53"	349
F 21422	73" W Short Divider	73"x2"x53"	429
G 21423	73" W Tall Divider	73"x2"x78"	569
H 21424	96" W Tall Divider	96"x2"x78"	749
ESPRESSO, WARM ASH, GRAY & PLEXI DIVIDERS			
J 21425	49" W Short Divider	49"x2"x53"	\$329
K 21426	61" W Short Divider	61"x2"x53"	349
L 21427	73" W Short Divider	73"x2"x53"	429
ESPRESSO/WARM ASH OR ALL GRAY & PLEXI DIVIDERS			
M 21428	73" W Tall Divider	73"x2"x78"	569
N 21429	96" W Tall Divider	96"x2"x78"	749

SHIPS TODAY!






\$2995 ^A



Set-up dividers in curved or straight configurations!



Stay Ahead of the Curve

Softener your office décor with a twist on room dividers. Flexible inserts let you create and reconfigure curved or straight panels. Aluminum uprights have hefty steel bases to keep your dividers securely in place. All dividers are made to order and are non-returnable.

- Flexible PVC panel inserts in two color choices
- Aluminum uprights and round steel bases with Aluminum finish
- ✂ Assembly required

SINGLE TALL/SHORT DIVIDER — Two uprights. Tall Divider has three inserts. Short Divider has two inserts.


SINGLE TALL/SHORT ADD-ON — One upright allows you to connect dividers and create endless configurations.

TALL DIVIDER SET — Made of one Single Tall Divider and two Single Tall Add-on Dividers with a total of nine inserts.

SHORT DIVIDER SET — Made of one Single Short Divider and three Single Short Add-on Dividers with a total of eight inserts.

KEY NO.	DESCRIPTION	WxDxH	PRICE
A 21374	Tall Divider Set	129"x10"x72"	\$2995
— 21375	Short Divider Set	168"x10"x49"	3395
B 21372	Single Tall Divider	49"x10"x72"	1449
C 21373	Single Tall Add-on Divider	41"x10"x72"	949
D 21370	Single Short Divider	49"x10"x49"	1249
E 21371	Single Short Add-on Divider	41"x10"x49"	749

Choose Divider Color:





Create New Spaces with a Clever Combination of Shape, Color and Light

Create more functional workspaces within a large room by using attractive panel walls. Choose the sculpted look of the wave wall or the modular, interlocking frames of the low and high walls for just the right amount of privacy. And the interchangeable solid and translucent inserts, in seven colors, mix and match to fit into your décor.

- Interchangeable solid laminate or translucent polycarbonate inserts; Wave Wall available in solid in White only
 - Interlocking modular frames are freestanding and movable with 12"D feet
 - Anodized aluminum frame; 75% post-consumer recycled aluminum
- ✂ Assembly required

KEY NO.	DESCRIPTION	WxDxH	PRICE
F	20109 52"W Wave Wall	52"x13"x78"	\$895
—	20110 76"W Wave Wall	76"x13"x78"	1095
—	20111 100"W Wave Wall	100"x13"x78"	1295
G	20103 52"W Low Wall	52"x2"x53"	859
H	20104 76"W Low Wall	76"x2"x53"	995
J	20105 100"W Low Wall	100"x2"x53"	1195
K	20106 52"W High Wall	52"x2"x78"	895
L	20107 76"W High Wall	76"x2"x78"	1295
M	20108 100"W High Wall	100"x2"x78"	1595

G

H


J

K


L

M

Choose Solid Insert Color:



Choose Translucent Insert Color:



What to look for in an **OFFICE CHAIR**

USAGE

How will the chair be used?



TASK CHAIR

Functional chairs that are suitable for a variety of activities and body types.



CONFERENCE CHAIR

Not every chair works well in a conference setting. Executive conference room chairs and boardroom chairs should be rather "low profile" in height and adapt well to various sized users.



GUEST CHAIR

Guest chairs are single person use and usually stationary. Typically guest chairs are used in reception areas and small conference settings.



STOOL

Stools are designed with a higher seat range to reach counter and bar height work surfaces.

SPECIAL FEATURES



Ideal for those over 250 lbs. and 6'3" or taller.



For heavy use and multiple-shift work.

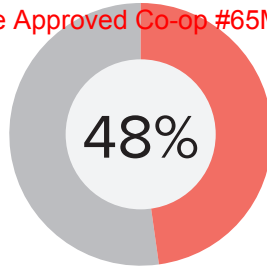


Constructed with low impact polyurethane.

Did you know?

Nearly half of employed Americans say the type of desk chair they have is critical in keeping them content at work.*

*Reference from *Happiness in the Workplace Study*; 2018



ADJUSTMENTS

What kind of chair adjustments are needed?

Most chairs come with at least a handful of ergonomic features to help adjust a chair to your body. The skies the limit as to how refined you want your chair to adjust.

Common adjustments to consider:




Have a question on adjustments or need further advice?

Call one of our sales reps at

800-558-1010 or go to NBF.com

MATERIAL

What material would work best?



MESH

This net-like material provides good air ventilation and is extremely flexible .




FABRIC

The most common chair upholstery, available in a wide variety of colors and patterns.



VINYL/POLYURETHANE

Offers the look of real leather without the expense and high maintenance.



LEATHER

This high quality upholstery offers a long-lasting, durable option.

Can't decide? The C² Collection is a great place to start



56942 —
C2 Task Chair
\$198

Added Features For Your Comfort

NBF SIGNATURE
— SERIES —

LINEAR COLLECTION

Treat your employees and your guests to the comfort of mesh and a sculpted seat.

- Vertical mesh back in Black provides airflow
 - Memory foam seat upholstered in Black mesh fabric
- ✂ Assembly required

TASK CHAIR — Four adjustments and built-in lumbar support. Overall: 27"Wx25"Dx42"H. Seat: 21"Wx20"Dx19-24"H.

A 56069 (1-6) **\$198**; (7+) **\$189**

GUEST CHAIR — Lightweight, with sled base and lumbar support. Overall: 27"Wx27"Dx38"H. Seat: 21"Wx20"Dx19"H.

B 50116 (1-6) **\$189**; (7+) **\$179**



MEMORY
FOAM
COMFORT

AS LOW AS
A \$189

SHIPS TODAY!

GSA CONTRACT Listed in blue

The NBF Difference



Why Memory Foam?

Memory Foam has a unique combination of pressure point relief and support offering long-term comfort.



Linear Mesh

Soft, vertical mesh provides proper airflow to keep user cool when seated while providing a modern design.



Stylish Seating at a Great Price!

With a mesh back that breathes to keep you cool and comfortable, this chair offers great design features at an incredible price. An ideal choice for your home office.

- 3" thick padded seat in Black leather or fabric
- Built-in lumbar support and four ergonomic adjustments
- Overall: 26"Wx23"Dx44"H. Seat: 19"Wx20"Dx18-23"H.

✂ Assembly required

MESH CHAIR W/ LEATHER SEAT —

C 50658 (1-4) **\$198**; (5-10) **\$189**; (11+) **\$179**

MESH CHAIR W/ FABRIC SEAT —

D 50659 (1-4) **\$189**; (5-10) **\$179**; (11+) **\$169**

SHIPS TODAY!

Designed to create a comfortable work day, this specially crafted mesh chair incorporates important ergonomic features that adjust to each user's body. Having the right posture boosts productivity. It also reduces pain and long-term health issues — and that's a remarkable value.

- Thick foam seat and breathable mesh back
- Durable, molded poly frame
- Easy, one-touch adjustments and lumbar support
- Smooth-rolling casters protect your carpet

✂ Assembly required

MESH CHAIR — Seven adjustments.

Overall: 26"Wx20"Dx36–41"H. Seat: 21"Wx20"Dx18–22"H.

E 50646 \$275

MESH STOOL — Four adjustments. Black only.

Overall: 25"Wx24"Dx44–56"H. Seat: 20"Wx19"Dx24–33"H.

F 56889 \$285

 **SHIPS TODAY!**

Choose Chair Color:



Silver/Silver
(shown)

Black/Black
(shown)

Blue/Blue



AS LOW AS

\$275^E



NBF SIGNATURE SERIES

ESSENTIAL COLLECTION

We developed this collection to include a breathable mesh back and a comfortable memory foam seat that supports you all day. Choose between flip-up arms or fixed arms.

- Memory foam seat upholstered in Black mesh fabric
- Black Mesh back supports and cools
- Smooth rolling dual-wheel casters

✂ Assembly required

MESH CHAIR W/ FLIP ARMS — Five adjustments.

Overall: 25"Wx23"Dx37–41"H. Seat: 20"Wx19"Dx18–22"H.

G 56947 (1–3) \$209; (4–6) \$198; (7+) \$189

MESH CHAIR W/ FIXED ARMS — Three adjustments.

Overall: 25"Wx23"Dx36–41"H. Seat: 20"Wx19"Dx18–23"H.

H 50845 (1–3) \$189; (4–6) \$179; (7+) \$169

 **SHIPS TODAY!**



Flip-up arms let you get close to your desk for maximum comfort.

AS LOW AS

\$189^G



Comfortable Mesh Seating for Everyone!

AS LOW AS
A \$209



Nesting chairs fold for space-efficient storage.

Everyone in the office, employees and guests alike, can enjoy the breathable, productivity-boosting comfort of a mesh-back chair.

- Breathable mesh back with built-in lumbar support
- Contoured, 3/8" thick padded seat in Black fabric
- Durable fabric is abrasion tested to 70,000 double rubs
- Chairs meet ANSI/BIFMA safety standards

✂ Assembly required

HIGH-BACK CHAIR — With seven ergonomic adjustments.
Overall: 27"Wx27"Dx38–42"H. Seat: 21"Wx20"Dx19–22"H.

A 56848 (1–3) **\$249**; (4–5) **\$239**; (6–10) **\$229**; (11+) **\$209**

MID-BACK CHAIR — With eight ergonomic adjustments
Overall: 27"Wx26"Dx36–39"H. Seat: 21"Wx19"Dx19–22"H.

B 56849 (1–3) **\$229**; (4–5) **\$219**; (6–10) **\$209**; (11+) **\$195**

GUEST CHAIR — Sturdy frame and arms have a Titanium finish.
Stacks up to four high. Overall: 26"Wx24"Dx37"H.
Seat: 19"Wx20"Dx19"H.

C 56850 (1–3) **\$165**; (4–5) **\$155**; (6–10) **\$149**; (11+) **\$139**

NESTING CHAIR — Space-efficient chairs fold up for storage.
Sturdy frame and arms in Titanium finish with dual-wheel carpet casters. Overall: 24"Wx24"Dx37"H. Seat: 19"Wx19"Dx20"H. Sold two per carton.

D 51326 (2–12) **\$175**; (14–20) **\$169**; (22–28) **\$165**; (30+) **\$159**

SHIPS TODAY!

GSA CONTRACT Listed in blue

AS LOW AS
\$198^E



NBF SIGNATURE
— SERIES —

PERSPECTIVE COLLECTION

From ergonomic desk chairs to nesting chairs, you and your budget will find this affordable mesh quite refreshing.

- Mesh back with mesh or upholstered memory foam seat
- Durable Black poly frame with casters (except guest chair)
- ✦ Assembly required

MID-BACK CHAIR — With eleven ergonomic adjustments. Available in Black, Blue or Silver. Overall: 25"Wx26"Dx37-41"H. Seat: 21"Wx21"Dx18-22"H.

E 56043.....(1-5) \$229; (6-10) \$219; (11-15) \$209; (16+) \$198

HIGH-BACK CHAIR — With eleven ergonomic adjustments. Available in Black, Blue or Silver. Overall: 25"Wx27"Dx41-45"H. Seat: 21"Wx21"Dx18-22"H.

F 56046.....(1-5) \$239; (6-10) \$229; (11-15) \$219; (16+) \$209

ALL-MESH CHAIR — With six ergonomic adjustments. Overall: 25"Wx25"Dx37-41"H. Seat: 20"Wx22"Dx18-22"H.

G 56044.....(1-5) \$249; (6-10) \$239; (11-15) \$229; (16+) \$209

STOOL — With four ergonomic adjustments. Overall: 25"Wx25"Dx44-53"H. Seat: 21"Wx21"Dx24-33"H.

H 56045.....(1-5) \$249; (6-10) \$239; (11-15) \$215; (16+) \$205

GUEST CHAIR — Stacks up to five high. Overall: 25"Wx25"Dx37"H. Seat: 19"Wx18"Dx19"H.

J 51039.....(1-5) \$169; (6-10) \$159; (11-15) \$149; (16+) \$139

NESTING CHAIR — Folds and nests for storage. Overall: 26"Wx24"Dx37"H. Seat: 19"Wx19"Dx19"H. Ships two per carton.

K 51038.....(2-4) \$169; (6-10) \$165; (12-14) \$159; (16+) \$154



SHIPS TODAY!

GSA CONTRACT Listed in blue

Choose Mesh/Fabric Combination:



Black Mesh/
Black Fabric
(shown)



*Blue Mesh/
Blue Fabric
(shown)



*Silver Mesh/
Silver Fabric
(shown)

*Blue and Silver mesh/
fabric available on
56043 and 56046 only.



AS LOW AS
A \$198

B



Designer Looks, Modest Price

AMBIENT COLLECTION

Affordable doesn't have to mean drab. Choose from three beautiful seat fabric colors to pair with a breathable, gray mesh back. Its memory foam seat and five adjustment points will keep you comfortable all day.

- Gray mesh back; optional headrest includes snap-on coat hanger
- Contoured memory-foam seat upholstered in choice of three fabric colors
- Reinforced nylon base and frame contain 30% fiberglass
- Meets Greenguard® certified indoor air quality standards

✂ Assembly required

MESH-BACK CHAIR — Overall: 25"Wx23"Dx37–41"H. Seat: 19"Wx20"Dx17–20"H.

A 57072 (1–5) **\$219**; (6+) **\$198**


MESH-BACK CHAIR W/ HEADREST —

Overall: 25"Wx25"Dx44–48"H. Seat: 19"Wx20"Dx17–20"H.

B 57073 (1–5) **\$239**; (6+) **\$219**

SHIPS TODAY!

Choose Upholstery:



Moonbeam (shown)

Blue Chip (shown)

Mineral



AS LOW AS
C \$159

MEMORY FOAM COMFORT

efficient™

Mix and Match Upholstery To Make Everyone Happy

NETWORK COLLECTION

Accommodate everyone's preference in chair style, while still coordinating your office décor.

- Fabric or PVC-free faux leather upholstered memory foam seat, with ventilating mesh back
- Height-adjustable armrests with comfortable polyurethane pads
- 5-star nylon base has dual-wheel casters
- Meets Greenguard® certified indoor air quality standards
- Meets ANSI-BIFMA safety standards

✂ Assembly required

MESH-BACK TASK CHAIR —

Overall: 24"Wx24"Dx36–40"H. Seat: 20"Wx20"Dx18–22"H.

C 56398 (fabric seat).....(1–3) **\$169**; (4+) **\$159**

— **56399** (faux leather seat)(1–3) **\$169**; (4+) **\$159**

SHIPS TODAY!

Choose Upholstery:




Jet (shown)

Moonbeam

Blue Chip

Faux Leather



Black

Sage

Fabric and Mesh for Lasting Comfort

AS LOW AS
D \$219

NBF SIGNATURE
— SERIES —

SPARQ COLLECTION

Enjoy the streamlined look and feel of this slim-profile mesh back chair. No bulky cross-braces—just airy mesh, a fully contoured seat pan and ten comfort adjustments.

- Open-frame back with vertical mesh and built-in lumbar support
- Molded seat has patterned fabric upholstery
- Nylon base with five dual-wheel casters
- Adjustable seat height and depth; lumbar support; arm height, depth and pivot; tilt lock and tension; and Synchro-Tilt

✂ Assembly required

MESH-BACK CHAIR —

Overall: 26"Wx24½"Dx28"H. Seat: 20"Wx20"Dx20–23½"H.

D 57327(1–3) \$229; (4+) \$219

 SHIPS TODAY!

GSA CONTRACT Listed in blue

Choose Upholstery:



Neutral Tan
(shown)

Midnight



NBF SIGNATURE
— SERIES —

AMP COLLECTION

Soft-touch mesh feels more like fabric than traditional plastic-feel mesh. You also get softer fabric seat upholstery and ten ergonomic adjustments, all for a pleasingly low price.

- Softer, opaque mesh back and Graphite fabric upholstered seat
- Black nylon base with five dual-wheel casters
- Adjustable seat height and depth; lumbar support; arm height; arm pad width, depth and pivot; tilt lock and tension; and Synchro-Tilt

✂ Assembly required

MESH-BACK ERGONOMIC CHAIR —

Overall: 27"Wx26"Dx40"H. Seat: 20"Wx20"Dx19–23"H.

E 57328(1–3) \$269; (4+) \$259

 SHIPS TODAY!

GSA CONTRACT Listed in blue



AS LOW AS
E \$259



AS LOW AS
A \$239

Learn more about the *Sleek Collection*
Search: **Sleek** @ NBF.com

NBF SIGNATURE
— SERIES —

High Contrast Accents to Brighten Your Office

SLEEK COLLECTION

Brighten up your office with the smooth design lines and White accents of this comfortable mesh-back chair with headrest option.

- Dark Gray fiberglass-reinforced nylon frame with White accents
 - Green or Gray fabric on molded foam seat cushioning, and Gray mesh back
 - Adjustable seat height and depth, arm height; arm pad width, and depth; tilt lock and Synchro-Tilt
 - Choose with or without removable headrest
- ✂ Assembly required

MESH-BACK CHAIR — Overall: 27"Wx25½"Dx38–41½"H.
Seat: 21½"Wx19½"Dx17–20"H.

A 57506 (1–2) **\$259**; (3+) **\$239**


MESH-BACK CHAIR W/ HEADREST —

Overall: 27"Wx26"Dx41–46"H. Seat: 21"Wx20–22"Dx17–20"H.

B 57325 (1–2) **\$279**; (3+) **\$259**

SHIPS TODAY!

Choose Color:



Green (shown) Gray (shown)



AS LOW AS
C \$259

NBF SIGNATURE
— SERIES —

Marvelous Mesh, Polished Look

ARRAY COLLECTION

Find perfect comfort with nine ergonomic adjustments, memory foam seat with slider mechanism, mesh back and sleek style.

- Mesh back, memory foam cushioned seat with fabric or PVC-free polyurethane upholstery
 - Polished aluminum frame and dual-wheel hard-floor casters
 - Plastic back and 4-way adjustable arms with chrome accents
 - Meets Greenguard® certified indoor air quality standards
- ✂ Assembly required

MESH-BACK CHAIR — Overall: 27"Wx25"Dx37–41"H.
Seat: 20"Wx18–20"Dx18–22"H.


C 56619 (Onyx fabric)..... (1–5) **\$279**; (6+) **\$259**

— **56620** (Jet Black fabric)..... (1–5) **\$279**; (6+) **\$259**

— **56621** (Black polyurethane) (1–5) **\$279**; (6+) **\$259**

SHIPS TODAY!

Choose Seat Upholstery:



Onyx Fabric (shown)

Jet Black Fabric

Black Polyurethane



E \$279



\$259^D



Durable Leather Seats and Breathable Mesh

RANIER COLLECTION

Breathable mesh comfort and leather durability create a powerful dynamic duo in this affordable task chair collection.

- Black elastic mesh back and leather or mesh seat
- Black nylon base and arms with polyurethane arm pads
- ✂ Assembly required

ERGONOMIC CHAIR W/ LEATHER SEAT — Adjustable seat height, depth and angle; back height and angle; arm height, width and depth; tilt lock and Synchro-Tilt. Overall: 27"Wx25"Dx40-48"H. Seat: 22"Wx21"Dx18-22"H.

D 51750\$259

ERGONOMIC MESH CHAIR — Adjustable seat height, depth and angle; back height and angle; arm height, width and depth; tilt lock and Synchro-Tilt. Overall: 27"Wx26"Dx39-42"H. Seat: 21"Wx20"Dx18-22"H.

E 51749\$279

CHAIR W/ LEATHER SEAT — Adjustable seat height and depth; back height; arm height, width and depth; and Synchro-Tilt. Overall: 27"Wx25"Dx40-44"H. Seat: 22"Wx21"Dx18-22"H.

F 51748\$239

STOOL W/ LEATHER SEAT — 20"W Chrome steel foot ring. Adjustable seat height; back height; arm height, width and depth. Overall: 27"Wx24"Dx43-51"H. Seat: 22"Wx21"Dx27-37"H.

G 51751\$249




F \$239



\$249^G

SHIPS TODAY!

Learn more about the *Ranier Collection*
Search: **Ranier** @ NBF.com



Linear Collection chairs feature our NBF exclusive, attractive, vertical mesh pattern.

AS LOW AS
A \$298



Flip-up arms make it easy to get close to your desk or perform tasks without chair arms in the way.

NBF SIGNATURE
 — SERIES —

A Comfortable Chair that Can Go Anywhere

LINEAR COLLECTION

Office seating just got a whole lot more comfortable and good-looking, with supportive and breathable vertical mesh hand-selected for NBF customers. Choose either breathable mesh or memory foam seat that's always ready to respond to the way you sit.

- Polyurethane frame with a heavy-duty nylon base
- Flip-up arms let you maneuver close to your desk, flip back when you need arm support
- Six ergonomics adjustments

✂ Assembly required

CHAIR W/ MESH SEAT — Overall: 28"Wx26"Dx43"H. Seat: 20"Wx20"Dx19-23"H.

A 50846 (1-4) **\$349**; (5-7) **\$329**; (8+) **\$298**

CHAIR W/ MEMORY FOAM SEAT — Black fabric upholstery. Overall: 28"x26"Dx43"H. Seat: 20"Wx20"Dx19-23"H.

B 50847 (1-4) **\$379**; (5-7) **\$359**; (8+) **\$339**

NESTING CHAIR W/ MEMORY FOAM SEAT — Fixed arms. Overall: 25"x23½"Dx32"H. Seat: 17½"Wx19"Dx19½"H. Ships two per carton.

C 51528 (2-4) **\$179**; (6-12) **\$169**; (14+) **\$159**

SHIPS TODAY!

GSA CONTRACT Listed in blue



AS LOW AS
B \$339





Flip-up arms make it easy to get close to your desk.



AS LOW AS
\$298 D

NBF SIGNATURE
— SERIES —

Cool Mesh with a User-Friendly Design

LINEAR COLLECTION

Stunning vertical mesh design on a Silver painted frame. Choose an all-mesh design or mesh back with mesh fabric upholstery over memory foam seat.

- Flip-up arms with polyurethane pads let you get closer to your work.
 - 3" thick seat with memory foam on fabric version
 - Built in lumbar support and four ergonomic adjustments
- ✂ Assembly required

MESH-BACK CHAIR — Overall: 28"Wx25"Dx43"H.
Seat: 21"Wx19"Dx20–24"H.

D 56946 (mesh seat).....(1–3) **\$339**; (4–6) **\$329**; (7+) **\$298**

E 56945 (fabric seat).....(1–3) **\$359**; (4–6) **\$349**; (7+) **\$329**

SHIPS TODAY!

GSA CONTRACT Listed in blue

Timeless Style, Lasting Comfort

A smart addition to any office, both chairs feature adjustable lumbar support and five ergonomic adjustments.

- Soft padded arms and 3" thick seat
- Seat available in Black fabric or bonded leather

✂ Assembly required

MESH-BACK TASK CHAIR — Overall: 28"Wx26"Dx46"H.
Seat: 20"Wx19½"Dx18½–23"H.

F 56990 (bonded leather seat)....(1–3) **\$349**; (4–6) **\$329**; (7+) **\$309**

G 56486 (fabric seat).....(1–3) **\$339**; (4–6) **\$319**; (7+) **\$298**

SHIPS TODAY!

GSA CONTRACT Listed in blue





MEMORY
FOAM
COMFORT

AS LOW AS
A **\$439**



Distinctive Design at an Outstanding Price

ARRIS COLLECTION

With its striking angular appearance and stellar ergonomics, *Arris* is a perfect example of form and function working fluidly together. Adjustment controls are tucked seamlessly into the chair design, working smoothly to give you all the support and comfort you need.

- Memory foam seat is 2" thick and gives firm support
- Mesh back with Black leather or Jet Black fabric seat
- State-of-the-art mechanism with sturdy, steel-reinforced frame
- Eight ergonomic adjustments including head rest angle for proper head and neck support
- Meets Greenguard® certified indoor air quality standards

✂ Assembly required; attach base

MESH-BACK CHAIR —

Overall: 26"Wx23"Dx40"H. Seat: 20"Wx19"Dx17-21"H.

- A 56071 (fabric seat).....(1-3) **\$459**; (4+) **\$439**
- 50789 (leather seat).....(1-3) **\$519**; (4+) **\$495**

MESH-BACK CHAIR W/ HEADREST —

Overall: 26"Wx25"Dx48"H. Seat: 20"Wx19"Dx17-21"H.

- 56070 (fabric seat).....(1-3) **\$519**; (4+) **\$495**
- 50787 (leather seat).....(1-3) **\$559**; (4+) **\$539**

GUEST CHAIR — 3" thick seat. Shipped 2 per carton.

Overall: 24"Wx22"Dx39"H. Seat: 19"Wx20"Dx19"H.

- B 56072 (2-8) **\$269**; (10-16) **\$249**; (18+) **\$229**

SHIPS TODAY!

For additional product information and videos
Search: **Arris** @ NBF.com



AS LOW AS
C **\$439**



Cool Mesh and Cutting-Edge Style

Comfort and good looks are seamlessly combined in a chair that the whole office will love using.

- High-density foam seats are 4" thick with a waterfall front
- Tufted, top grain Black leather upholstery and supportive *Air Grid™* mesh back

- Aluminum base and arms have a platinum finish

✂ Assembly required

EXECUTIVE MESH CHAIR —

Overall: 28"Wx27"Dx39-44"H. Seat: 20"Wx20"Dx18-22"H

- C 56474(1-3) **\$479**; (4-6) **\$459**; (7+) **\$439**

EXECUTIVE MESH CHAIR W/ HEADREST —

Overall: 28"Wx27"Dx50-55"H. Seat: 20"Wx20"Dx18-22"H.

- D 56475(1-3) **\$495**; (4-6) **\$479**; (7+) **\$469**

GUEST CHAIR — Sled base and lumbar support. Black fabric only. Overall: 27"Wx27"Dx38"H. Seat: 21"Wx20"Dx19"H.

- E 56728 (1-6) **\$179**; (7+) **\$169**

SHIPS TODAY!

GSA CONTRACT Listed in blue



G



H



AS LOW AS
\$395 ^F

Designer Styling at a Great Price Support You Need for Every Task

Easy adjustments are as close as your fingertips and *Air Grid™* mesh brings you cool relief all through the day. We think you'll agree this is more than just a chair — it's a new way to go to work.

- Seats are built for comfort with a circulation-boosting waterfall front
- Sturdily constructed with aluminum and polyurethane
- ANSI/BIFMA safety approved

✂ Assembly required

CHAIR — Overall 29"Wx31"Dx41–45"H. Seat: 20"Wx21"Dx18–22"H.

F 56483 (padded mesh seat) reclines with back (1–4) **\$419**; (5+) **\$395**

G 56481 (fabric seat) seat/back move separately (1–4) **\$429**; (5+) **\$409**

H 56482 (leather seat) seat/back move separately (1–4) **\$469**; (5+) **\$449**

SHIPS TODAY!

GSA CONTRACT Listed in blue

NBF SIGNATURE
— SERIES —

Colorful Genuine Leather Lasts Longer

ECLIPSE COLLECTION

If you like to take the lead in creating a fashionable workplace, your seating is a great place to start. Here's a way to bring in some color without skimping on long term comfort and support.

- 4" thick foam seats have a waterfall front
- Top grain leather upholstery and Matrex® mesh
- Padded arms and five ergonomic adjustments

✂ Assembly required

BURGUNDY CHAIR — Metal frame with Gun Metal finish.

Overall: 28"Wx27"Dx40–45"H. Seat: 22"Wx20"Dx19–23"H.

J 56485 (1–4) **\$419**; (5+) **\$395**

GRAY CHAIR — Metal frame with Platinum finish.

Overall: 28"Wx27"Dx40–45"H. Seat: 22"Wx20"Dx19–23"H.

K 56484 (1–4) **\$439**; (5+) **\$395**

SHIPS TODAY!

GSA CONTRACT Listed in blue



J

K



AS LOW AS
A \$339

**24
HOUR
USE**



AS LOW AS
C \$319

NBF SIGNATURE SERIES **NEW!**

High Performance at a Breakthrough Price

PERFORMA COLLECTION

For heavy use, multi-shift use or big and tall users, this high-performance chair can handle it all. Cradle yourself in comfort with ten ergonomic adjustments and a cooling mesh back at an amazing price.

- 3½" thick seat with memory foam and breathable mesh-back
- Black PVC-free 100% polyurethane, mesh or fabric seat; polyurethane wipes clean easily and withstands 10% bleach solution
- Heavy-duty cast aluminum base on carpet casters supports 400 lbs.
- Spring-wound tilt tension automatically adjusts to user's weight
- Seat slider and 3-way adjustable arms included

✂ Assembly required

MESH CHAIR W/ HEADREST —

Overall: 27"Wx27"Dx47-53"H. Seat: 20"Wx18-20"Dx18-22"H.

- A 50020** (polyurethane seat) (1-3) **\$379**; (4-7) **\$359**; (8+) **\$339**
- **50021** (fabric seat)..... (1-3) **\$379**; (4-7) **\$359**; (8+) **\$339**
- B 57519** (mesh seat)..... (1-3) **\$439**; (4-7) **\$419**; (8+) **\$395**

MESH CHAIR —

Overall: 27"Wx27"Dx39-43"H. Seat: 20"Wx18-20"Dx18-22"H.

- **50022** (polyurethane seat) (1-3) **\$359**; (4-7) **\$339**; (8+) **\$319**
- C 50023** (fabric seat)..... (1-3) **\$359**; (4-7) **\$339**; (8+) **\$319**
- D 51753** (mesh seat)..... (1-3) **\$419**; (4-7) **\$395**; (8+) **\$379**

SHIPS TODAY!

GSA CONTRACT Listed in blue



AS LOW AS
B \$395

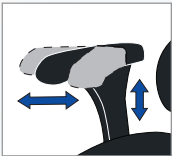


AS LOW AS
D \$379

E \$699




FREE
DELIVERY!



Adjustable arm height and pivot



Back view



Back height easily adjusts for comfort.

Style with a Conscience

This popular combination of aesthetic appeal and practical design is a great choice. It provides strong support in the seat, arms and back, with adjustments that personalize the chair to your unique sitting and moving requirements. All this, and 97% recyclable parts, too.

- Breathable Black mesh seat and back, or rich, top-grain leather on a 2" thick molded foam seat and back
- Chrome and Black polyurethane frame has dual-wheel carpet casters

✂ Assembly required

CHAIR W/ HEADREST —

Overall: 26"Wx28"Dx46–51"H. Seat: 20"Wx16–18"Dx18–23"H.

E 56507 (mesh)\$699

F 56509 (leather)\$724

CHAIR —

Overall: 26"Wx28"Dx40–46"H. Seat: 20"Wx16–18"Dx18–23"H.

G 56508 (mesh)\$685

H 56510 (leather)\$708



SHIPS TODAY!

Unparalleled Performance Reinforced for Heavy Use

BIG & TALL

24 HOUR USE



Supportive Headrest

A
\$1949



Arm Options
Fixed or Flip



Arm Height



Lumbar Support



Seat Height



Tilt Tension



Tilt Lock



Sturdy
7-Point Base



NBF SIGNATURE
— SERIES —

DAUERHAFT COLLECTION

If you need a chair that can stand up to the most rigorous work environments, look no further. An Ergo Air Suspension™ seat evenly distributes weight to support up to 550 lbs., while up to eight ergonomic adjustments provide 24/7 personalized comfort.

- Thick foam Ergo Air Suspension™ seat with fabric, leather or faux leather upholstery; 10 gauge steel base
- Fixed arms or flip-up arms for obstruction-free movement
- Adjustable seat height; lumbar support; arm height, width and depth; tilt lock and tilt tension
- Safety casters prevent rolling when unoccupied

✂ Assembly required

CHAIR — With headrest. Overall: 30"Wx28"Dx53–56"H. Seat: 21"Wx19"Dx16–21"H.

STOOL — Two-tiered footrest for multi-position comfort. Overall: 30"Wx48"Dx48–56"H. Seat: 21"Wx18–21"Dx27–32"H.

KEY ARM	FABRIC		FAUX		LEATHER	
	NO.	PRICE	NO.	PRICE	NO.	PRICE
— FIXED	57219	\$1629	57221	\$1795	57223	\$1895
A FLIP	57220	1679	57222	1849	57224	1949
KEY ARM	FABRIC		FAUX		LEATHER	
	NO.	PRICE	NO.	PRICE	NO.	PRICE
B FIXED	57255	\$1995	57257	\$2149	57259	\$2249
— FLIP	57256	2049	57258	2195	57260	2295

GSA CONTRACT Listed in blue

Choose Upholstery



Invest in Amazing Comfort For Your Employees

Providing a comfortable chair for everyone in your office has incredible long-term value for your business. Used correctly, ergonomic chairs relieve and alleviate painful conditions. Employees become more productive and have fewer comfort complaints.

- Thick Enersorb™ seat foam conforms to your body
- Dense mesh backing provides firm breathable support
- Four-way stretch fabric enhances the seat comfort
- Enlarged lumbar support pads are now easier to adjust
- Contoured, sloping seat minimizes leg fatigue
- 2" carpet casters and padded arm rests
- Meets or exceeds ANSI-BIFMA safety standards

✦ Assembly required

CXO CHAIR W/ HEADREST — Adjustable headrest and eight ergonomic adjustments. Armrests have lockable swivel pads. Overall: 27-29"Wx27-29"Dx48-55"H. Seat: 20"Wx19-21"Dx16-21"H.

C 56745 (standard)..... \$999
— **50722** (big & tall, supports 450 lbs.)..... \$1249


CXO CHAIR — Eight ergonomic adjustments. Overall: 27-29"Wx27-29"Dx37-41"H. Seat: 20"Wx19-21"Dx16-21"H.

D 56746 (standard)..... \$949
— **50723** (big & tall, supports 450 lbs.)..... \$1199

LXO STOOL — Overall: 26"Wx24"Dx41-51"H. Seat: 19"Wx19"Dx24-34"H.

E 56907..... \$469

Choose Seat Upholstery:



Black (shown) Gray Burgundy Navy



New headrest with improved aesthetics and user friendly design includes a coat hook.



The secret to ultra-comfort — Enersorb™ foam reverts to natural shape when you get up.



Anti-scuff plate protects base from unsightly scratches on CXO models.

“ Best Chair Ever!
I couldn't be happier with my selection!!
—Monique
★★★★★



C \$999





AS LOW AS
A \$479



**MEMORY
FOAM
COMFORT**



D \$395

**MEMORY
FOAM
COMFORT**

NBF SIGNATURE
— SERIES —

Mesh Chairs Built Stronger for Big and Tall Users

LINEAR COLLECTION

Great design and craftsmanship brings the refreshing coolness of all-mesh, or mesh-back chairs with responsive memory foam seats, to people with bigger frames.

- Support up to 400 lbs.
- Exclusive Black vertical mesh design
- Black aluminum base, polyurethane arm pads

✂ Assembly required

ALL-MESH CHAIR — Vertical mesh on both the seat and back. Overall: 29"Wx24"Dx42"H. Seat: 22"Wx20"Dx20–24"H.

A 56948(1–4) **\$495**; (5+) **\$479**

MESH CHAIR W/ FABRIC SEAT — 4" thick memory foam seat with Black mesh fabric upholstery.

Overall: 29"Wx24"Dx42"H. Seat: 22"Wx20"Dx20–24"H.

B 56949(1–4) **\$519**; (5+) **\$489**

MESH CHAIR W/ FAUX LEATHER SEAT —

4" thick memory foam seat with Black faux leather upholstery.

Overall: 29"Wx24"Dx42"H. Seat: 22"Wx20"Dx20–24"H.

C 56585(1–4) **\$559**; (5+) **\$539**

MESH CHAIR W/ FLIP ARMS — 6" thick memory foam seat with Black bonded leather upholstery.

Overall: 29"Wx29"Dx42–46"H. Seat: 24"Wx22"Dx18–22"H.

D 56066 **\$395**

SHIPS TODAY!

GSA CONTRACT Listed in blue

Refreshing Mesh-Back Stools

AS LOW AS
\$289^E

Exceptional Comfort

Stay cool and refreshed all day with mesh. Easy comfort adjustments and same-day shipping make these stools the best seats in your office.

- Padded seats are 4" thick in Black mesh fabric
- Curved Black mesh back provides lumbar support
- Personalize your foot placement with the adjustable foot ring; strong, nylon base has carpet casters
- Greenguard® certified

✂ Assembly required

MESH STOOL —

Overall: 22"Wx26"Dx46–51"H. Seat: 20"Wx20"Dx28–33"H.

E 56554 (w/ arms)..... (1–4) **\$298**; (5+) **\$289**

F 56555 (1–4) **\$279**; (5+) **\$269**

SHIPS TODAY!

GSA CONTRACT Listed in blue



NBF SIGNATURE
— SERIES —

Modern Style

Contemporary White or classic Black, this mesh drafting stool offers a refreshing look. It also features padded arms that flip up and out of your way.

- White or Black vertical mesh back; 3" thick memory foam seat with Black fabric mesh seat
- Silver frame accents and Chrome footring
- Nylon base with dual-wheel casters

✂ Assembly required


LINEAR MESH STOOL —

Overall: 25"Wx23"Dx41"H. Seat: 20"Wx19"Dx18–23"H.

G 56068 (white) (1–3) **\$249**; (4+) **\$229**

— **56067** (black) (1–3) **\$249**; (4+) **\$229**

SHIPS TODAY!



NBF SIGNATURE
— SERIES —

Big & Tall

A sturdy build, larger memory foam seat and added height make this *Linear* stool a great choice for big and tall folks.

- Black vertical mesh back and mesh fabric seat
- Arms adjust in height and width
- Full, adjustable Silver foot ring
- Reinforced Black steel base supports up to 325 lbs.

✂ Assembly required

LINEAR BIG & TALL STOOL —

Overall: 22"Wx26"Dx50–55"H. Seat: 22"Wx20"Dx28–33"H.

H 50971 (1–3) **\$289**; (4–6) **\$279**; (7+) **\$259**

J 50972 (w/ arms) (1–3) **\$339**; (4–6) **\$319**; (7+) **\$309**

SHIPS TODAY!

GSA CONTRACT Listed in blue



AS LOW AS
H \$259



MEMORY FOAM COMFORT



AS LOW AS
A \$419



NBF SIGNATURE
— SERIES —

OCTAVE COLLECTION

More breathable than traditional memory foam, the supportive *Octaspring* cushioning in our *Octave* chair keeps you cooler and more comfortable than other Big & Tall office chairs.

- Octaspring technology cushioning dissipates heat and is 8x more breathable than traditional memory foam
 - American Chiropractic Association approved
 - Black PVC-free polyurethane upholstery with Gray mesh accents; Gray metal frame supports up to 350 lbs.
 - 6" thick spring coil seat with extra lateral support; built-in headrest and side airflow inserts in back
 - Meets Greenguard® certified indoor air quality standards
- ✂ Assembly required

OCTAVE BIG & TALL CHAIR — Overall: 29"Wx32"Dx46-49"H.
Seat: 22"Wx20"Dx19-22"H.

A 50040(1-3) **\$439**; (4+) **\$419**

SHIPS TODAY!



Heat dissipating foam and heavy-duty coil springs guarantee long-lasting comfort and durability.



AS LOW AS
B \$559



NBF SIGNATURE
— SERIES —

AVANTI COLLECTION

This upsized version of our runaway best seller features the same responsive lumbar support and adds support up to 400 lbs. in a larger size. Real leather and thicker multi-layer seat provides all-day comfort.

- Flexible kinetic lumbar support moves where you move
 - Multi-layer seat, sinuous springs, comfort gel and memory foam
 - Real leather with mesh fabric and contrast stitching with 100% polyurethane on sides and back.
 - Heavy-duty polyurethane base and arms
 - American Chiropractic Association approved
 - Meets Greenguard® certified indoor air quality standards
- ✂ Assembly required

AVANTI BIG & TALL CHAIR — Overall: 28"Wx33"Dx46-49"H.
Seat: 23"Wx21"Dx21-24"H.

B 57281(1-3) **\$579**; (4+) **\$559**

SHIPS TODAY!



Sinuous springs, gel and memory foam layers build unbeatable cushion comfort and support.



Available in Chestnut and Black.

The Ultimate in Heavy-Duty Comfort



Ultra's extra thick 7" seat with coil springs and multiple layers of memory foam; provides comfort and support that's superior to standard chairs.



Available in Gray leather with Silver frame or Black leather with high-gloss Black frame.

\$595^C



NBF SIGNATURE
— SERIES —

ULTRA COLLECTION

Treat yourself to the ultimate in Big & Tall support with extra thick, multi-layer seat construction, with a supportive base of heavy-duty coil springs and memory foam. Cascading layers of back support are topped with a built-in headrest, for executive style and superior comfort.

- 7" thick multi-layer seat with coil springs and memory foam
- Top grain leather upholstery on seating area with 100% polyurethane sides and back (no PVC)
- Oversized 29" diameter base supports up to 400 lbs.
- Meets Greenguard® certified indoor air quality standards
- ✦ Assembly required

ULTRA BIG & TALL CHAIR — Overall: 27"Wx33"Dx47-50"H.
Seat: 23"Wx19"Dx20 1/2-23 1/2"H.

C 56014 **\$595**

SHIPS TODAY!



AS LOW AS
A **\$439**



High Capacity Seating That's Built to Last

NBF SIGNATURE
— SERIES —

MAGNUS COLLECTION

Enjoy the luxury of leather in this heavily cushioned Big and Tall executive chair. Three adjustment points and padded arms ensure long-term comfort and support. With a 400 lb. weight capacity, this chair will keep all users supported in style.

- 5" thick high-density foam cushion on 3/4" plywood seat pan
 - Black tufted leather upholstery
 - Cast aluminum base with Black powdercoat finish
- ✂ Assembly required

LEATHER BIG & TALL CHAIR — Overall: 28"Wx24"Dx46-50"H. Seat: 21"Wx19"Dx19-23"H. Extra tall 29"H back.

A **56613** (1-2) **\$459**; (3+) **\$439**

SHIPS TODAY!

GSA CONTRACT Listed in blue



AS LOW AS
B **\$459**



Thick, plush padding, supportive, cool mesh and a personalized ergonomic fit set these chairs apart from the rest. They're built to support up to 400 lbs. and keep big and tall users comfortable.

- 4" thick padded seat has a waterfall front edge and is upholstered in mesh fabric or bonded leather
- Aluminum base has gunmetal finish and dual-wheel casters
- Meets ANSI/BIFMA safety standards

✂ Assembly required

MESH CHAIR — Overall: 31"Wx29"Dx45"H. Seat: 22"Wx21"Dx19-22"H.


B **50994** (bonded leather seat) (1-3) **\$469**; (4+) **\$459**

C **50608** (mesh fabric seat) (1-3) **\$459**; (4+) **\$449**

SHIPS TODAY!

GSA CONTRACT Listed in blue

50994 arrives in 1-2 weeks.



C



AS LOW AS
D **\$279**



AS LOW AS
E **\$379**



To view the complete *Everest Collection*
Search: **Everest** @ NBF.com



EVEREST COLLECTION

Get peak 24/7 performance with Big & Tall chairs that support up to 450 lbs. Available in mid or high back styles, they're outfitted with an ultra-stable heavy duty 6-leg base, resilient foam, and your choice of fabric or long-lasting leather upholstery.

- Six-star nylon base and heavy-duty dual casters withstands intensive use
- Fabric or leather upholstered seat and back (leather has matching polyurethane sides and backside)
- 450 lb. weight capacity; adjustable seat and arm heights, tilt lock and tilt tension

✂ Assembly required

MID-BACK BIG & TALL CHAIR — 27"Wx29"Dx39¹/₂"H.

D **56096** — (fabric) (1-3) **\$298**; (4+) **\$279**

— **56107** — (leather)..... (1-3) **\$369**; (4+) **\$349**

HIGH-BACK BIG & TALL CHAIR — 27"Wx29"Dx43"H.

— **56103** — (fabric) (1-3) **\$329**; (4+) **\$309**

E **56097** — (leather)..... (1-3) **\$395** (4+) **\$379**



Chairs feature thick, resilient foam seats.

SHIPS TODAY!

GSA CONTRACT Listed in blue



AS LOW AS
A \$298

24 Hour Use for All Day Comfort

If your facility is operating day and night, all year, you need a chair that meets the demands of several occupants and constant use.

- Contour molded 4" thick seat and 31/2" back with built in lumbar support
- Durable fabric or PVC-free polyurethane upholstery
- 350 lb. weight capacity with 8 chair adjustments
- Ratchet back height adjustment
- ✂ Assembly required; attach base, arms

MID-BACK CHAIR — Overall: 28"Wx24"Dx39-42½"H.
Seat: 21"Wx19"Dx18½-22"H.

A 57517 (w/ arms) \$298


HIGH-BACK CHAIR — Overall: 28"Wx24"Dx41-44½"H.
Seat: 21"Wx19"Dx18½-22"H.

B 57516 \$309

Choose Upholstery:

GSA CONTRACT Listed in blue


Solid Fabrics



Patterned Fabrics



Polyurethane (PVC-Free)



AS LOW AS
C \$319

A chair designed for task-oriented work, with adjustments that offer everyone a personalized fit

24-HOUR TASK CHAIR — Has 17"H adjustable back, meets ANSI/BIFMA safety standards. 6 chair adjustments. Overall: 27"Wx30"Dx37-41"H". Seat 20"Wx19"Dx19-23"H. Assembly required; attach base.


C 56267 (1-3) \$339; (4+) \$319

SHIPS TODAY!

GSA CONTRACT Listed in blue

Choose Upholstery:

Fabric



Vinyl





OVERTIME COLLECTION

Do your workstation chairs seat more than one shift in a 24-hour span? You need chairs that can handle the extra strain. However, tough doesn't have to be uncomfortable. Mesh back keeps users cool and comfortable.

- Molded foam seat is upholstered in 100% PVC-free polyurethane, heavy-duty fabric or leather
 - Aluminum base with glossy black finish
 - 300 lb. weight capacity with 9 chair adjustments
 - Meets ANSI/BIFMA safety standards
- ✂ Assembly required

MESH-BACK CHAIR — Overall: 28"Wx28"Dx41"H.
Seat: 20"Wx19½"Dx18½"-22"H.

- D 57020 (fabric seat)..... (1-3) \$298; (4-7) \$289; (8+) \$279
 — 57021 (polyurethane seat).. (1-3) \$325; (4-7) \$309; (8+) \$298
 — 51752 (leather seat)..... (1-3) \$349; (4-7) \$339; (8+) \$329

SHIPS TODAY!

GSA CONTRACT Listed in blue

Choose Fabric Seat Color:



Black (shown) Charcoal

24 HOUR USE



AS LOW AS
\$279^D



OMEGA COLLECTION

With arms that flip back, you can pull this seating right up to your work surface and take full advantage of the cushioned comfort, no need to perch precariously on the seat edge!

- 100% polyurethane upholstery on a 5" thick foam seat
 - High-density polymer base supports up to 300 lbs.
 - Meets Greenguard® certified indoor air quality standards
 - Meets ANSI/BIFMA safety standards
- ✂ Assembly required

CHAIR — Four ergonomic adjustments.
Overall: 26"Wx29"Dx38-42"H. Seat: 20"Wx21"Dx19-22"H.

- E 51479 (1-5) \$289; (6+) \$279

STOOL — Overall: 26"Wx29"Dx45-49"H.
Seat: 20"Wx21"Dx25-30"H.

- F 51480 (1-5) \$298; (6+) \$289

SHIPS TODAY!



Attractive contrast stitching adds a decorative element.



Flip arms let you work closer to your desk or use a keyboard without arm constraints.




24 HOUR USE

AS LOW AS
\$279^E

The Petite Chair Collection


Six chairs designed for smaller frames.

STANDARD
5'4" OR TALLER



VS

PETITE
5'4" OR SHORTER



WHAT MAKES PETITE CHAIRS DIFFERENT

It's important to sit in a chair that's designed for your size. The petite chairs offered on these two pages fit people that are 5'4" and under.

- Shorter back height**
Supports a smaller back and contours to your lumbar region.
- Narrower seat width**
Brings arms closer to the torso for better support.
- Shallower seat pan**
Ensures the proper 90° position for shorter legs.
- Shorter cylinder shaft**
Keeps feet flat on the floor.



A

efficient



Get closer to your work with arms that flip back out of the way.

CHAIR W/ FLIP ARMS — Features memory foam cushioning and 6 adjustments. Greenguard® certified. Assembly required. Overall: 25"Wx25"Dx35-39"H. Seat: 19"Wx18"Dx18-22"H.

A 56400(1-2) **\$169**; (3+) **\$159**

SHIPS TODAY!



B

NBF SIGNATURE SERIES

STATUS COLLECTION




Adjustable lumbar dial for back support.


TASK CHAIR — Plush chair has seven ergonomic adjustments. Greenguard® certified. Assembly required. Overall: 25-27"Wx25"Dx36-38"H. Seat: 21"Wx18"Dx18-21"H.

B 56567(1-2) **\$239**; (3+) **\$219**

SHIPS TODAY!

Choose Faux Leather Color:


Taupe (shown)


Black



C



Seat depth adjusts to fit user.




TASK CHAIR — Adjustable seat depth and molded foam with 5 adjustments. Assembly required. Overall: 26"Wx26"Dx32-37"H. Seat: 20"Wx19"Dx17-21"H.

C 56565(1-3) \$179; (4+) \$159

SHIPS TODAY!

GSA CONTRACT Listed in blue

Choose Fabric Color:



Burgundy (shown) Black



E



Arms flip out of the way for active work close to desk top.




EXECUTIVE CHAIR — Flip-up arms and memory foam cushioning. Assembly required. Overall: 24"Wx26"Dx36-38"H. Seat: 19"Wx19"Dx16-18"H.

E 56568(1-3) \$198; (4+) \$179

SHIPS TODAY!

D



Mesh back lets air flow through for cooling comfort.



MESH-BACK CHAIR —

Ratchet back height adjustment. 5 adjustments. Assembly required. Overall: 25"Wx28"Dx37-42"H. Seat: 19"Wx19"Dx18-20"H.

D 56566(1-3) \$229; (4+) \$209

SHIPS TODAY!



F

G



MESH-BACK CHAIR — Stylish chair at an affordable price. Features tilt lock for comfort. 225 lbs. weight capacity. Assembly required. Overall: 22½"Wx22½"Dx34½"H. Seat: 18½"Wx18"Dx16½-20"H.

F 56062 (Black)(1-3) \$109; (4+) \$98

G 56063 (White Frame, Grey Mesh/Fabric)(1-3) \$129; (4+) \$119

SHIPS TODAY!



A \$198

MEMORY
FOAM
COMFORT

efficient

Customize Your Fit with Seven Adjustments

SEQUENCE COLLECTION

Enjoy an array of ergonomically designed functions, without worrying about price. The memory foam seat and seven adjustments give you a customized fit for all-day comfort.

- Fully upholstered back and memory foam seat
- 7 ergonomic adjustments
- Height-adjustable armrests with polyurethane pads
- 5-star nylon base has dual-wheel casters
- Meets Greenguard® certified indoor air quality standards
- Meets ANSI-BIFMA safety standards

✂ Assembly required

ERGONOMIC CHAIR — Overall: 25"Wx21"Dx39-43"H.
Seat: 21"Wx20"Dx19-23"H.

A 56395 (1-3) \$209; (4+) \$198

SHIPS TODAY!

Choose Fabric:



Blue Chip
(shown)

Moonbeam

Jet



B

MEMORY
FOAM
COMFORT

efficient

Mix and Match Upholstery To Make Everyone Happy

NETWORK COLLECTION

Accommodate everyone's preference in chair style, while still coordinating your office décor.

- Fabric or PVC-free faux leather upholstered memory foam seat, with upholstered back
- Height-adjustable armrests with comfy polyurethane pads
- 5-star nylon base has dual-wheel casters
- Meets Greenguard® certified indoor air quality standards
- Meets ANSI-BIFMA safety standards

✂ Assembly required

TASK CHAIR — Fully upholstered.

Overall: 24"Wx26"Dx36-40"H. Seat: 20"Wx20"Dx18-22"H.

B 56396 (fabric) (1-3) \$169; (4+) \$159

— 56397 (faux leather, black only) (1-3) \$169; (4+) \$159

SHIPS TODAY!

Choose Upholstery:

Fabric




Moonbeam
(shown)

Jet (shown)

Blue Chip

Faux Leather



Black

Sage*



Low Cost, Big Comfort

EVERYDAY VALUES COLLECTION

Economical and comfortable — you can have it all! Thick seat cushions, three adjustments and optional adjustable-height arms give you all-day comfort. Durable outer back shell protects against daily wear and tear.

- 3" thick upholstered fabric seat
- Black polypropylene back and seat shells; nylon base
- ✂ Assembly required

TASK CHAIR — Overall: 22"Wx22"Dx32–37"H.
Seat: 18"Wx18"Dx17–21"H.

C 56024 (1–3) \$119; (4+) \$107

STOOL — Overall: 25"Wx25"Dx41–50"H.
Seat: 18"Wx15"Dx26–35"H.

D 56025 (1–3) \$149; (4+) \$139

ARM KIT — Overall: 3"Wx10"Dx10–13"H.

E 82103 \$28

SHIPS TODAY!

GSA CONTRACT Listed in blue

Choose Upholstery:



AS LOW AS
\$107^C



Optional arms adjust in height for personalized comfort.



Shown with optional arm kit.



SPECIAL PURCHASE! Buy four or more chairs and save!

Beefed-Up Basics — More Cushion, Bigger Seats

Extra padding and a larger seat and back add plenty of comfort to basic task chairs and stools.

- Super-thick 3½" foam seat and 3" foam back
- 100% acrylic fabric is tough and durable
- Back rest adjusts up, down, backward and forward
- ✂ Assembly required

SUPER TASK CHAIR — Overall: 21"Wx22"Dx35–39"H.
Seat: 21"Wx19"Dx19–23"H. Back: 18"Wx16"H.

F 56430 (1–3) \$159; (4+) \$149
— **56431** (w/ arms) (1–3) \$169; (4+) \$159

SUPER STOOL — Two cylinders. Seat adjusts 23–27"H with one, or 27–31"H with other. Adjustable foot ring.
Overall: 21"Wx23"Dx44–48"H. Seat: 21"Wx19"D.

— **56433** (1–3) \$189; (4+) \$179

G 56432 (w/ arms) (1–3) \$209; (4+) \$198

SHIPS TODAY!

GSA CONTRACT Listed in blue

Choose Upholstery:



AS LOW AS
\$149^F





AS LOW AS
A \$198

When your chair or stool supports you from the floor up, you react naturally by being more alert and productive every day.

- Seats are 3" thick high-density fire retardant foam
- Acrylic fabric has a stain-resistant Teflon coating
- Broad seat and backrest add stable support
- 4 chair adjustments
- Exceeds ANSI/BIFMA standards

✂ Assembly required

CHAIR — Overall: 27"Wx29"Dx37–41"H.
Seat: 20"Wx20"Dx19–23"H.

A 56139 (w/ arms)(1–3) **\$229**; (4+) **\$198**
— **56140**(1–3) **\$209**; (4+) **\$198**


STOOL — Unique base allows you to choose between two seat height ranges. Overall: 27"Wx29"Dx46–51"H.
Seat: 18"Wx18"Dx26–30"H or 29–33"H.

— **56178** (w/ arms)(1–3) **\$269**; (4+) **\$259**
B 56179(1–3) **\$259**; (4+) **\$249**

SHIPS TODAY!

GSA CONTRACT Listed in blue

Choose Fabric Color:



AS LOW AS
C \$298

Tailor cushioned comfort and support perfectly to your body so that you stay refreshed and energized all day long.

- 3" thick high-density ComfySeat™ fire retardant foam seats
- Durable upholstery withstands 750,000 double-rub test and is treated with Teflon coating to resist stains
- Extra-tall 25"H backrest gives full back support
- 7 chair adjustments including 7-10" arm height range
- Exceeds ANSI/BIFMA safety standards

✂ Assembly required

CHAIR — Overall: 27"Wx24"Dx43–47"H.
Seat: 21"Wx21"Dx19–23"H.

C 56324(1–3) **\$319**; (4+) **\$298**


STOOL — Unique base allows you to choose between two seat height ranges. Overall: 27"Wx24"Dx48–52"H.
Seat: 21"Wx21"Dx27–31"H or 30–34"H.

D 56325(1–3) **\$319**; (4+) **\$298**

SHIPS TODAY!

GSA CONTRACT Listed in blue

Choose Fabric Color:



Ergonomic Task Chair — Does More, Costs Less

With easy adjustments and continuous support, this chair works hard to keep you supported and aligned.

- High-density foam seat is 3½" thick
- 7 ergonomic adjustments
- Acrylic fabric withstands 30,000 double-rub test and has a Teflon® coating — resists abrasion and soil
- Black poly shell and frame are protective and durable
- Articulating seat and back move in unison as you move, providing constant support
- Exceeds ANSI/BIFMA safety standards

✂ Assembly required

TASK CHAIR — Overall: 23"Wx22"Dx39–44"H.
Seat: 18"Wx18"Dx17–22"H.


E 56176 (w/ arms)(1–4) **\$209**; (5–9) **\$205**; (10+) **\$198**

F 56175(1–4) **\$189**; (5–9) **\$184**; (10+) **\$179**

 **SHIPS TODAY!**

GSA CONTRACT Listed in blue

Choose Fabric:



Blue (shown) Pewter Ebony Crimson

NBF SIGNATURE
— SERIES —

An Array of Adjustments for a Perfect Fit

EXCEL COLLECTION

Rugged, durable seating. Molded plastic back shell protects this task chair from daily wear and tear. But the rest is 11-point adjustable comfort that includes a multifunction mechanism, seat slider and ratchet back.

- Molded foam seat with Black fabric upholstery
- 11 ergonomic adjustments
- Black rounded plastic back shell and poly frame

✂ Assembly required

TASK CHAIR — Overall: 26"Wx26"Dx37–40"H.
Seat: 20"Wx20"Dx18–22"H.

G 56054(1–4) **\$295**; (5–9) **\$289**; (10+) **\$279**

 **SHIPS TODAY!**

GSA CONTRACT Listed in blue



The durable plastic back shell protects against daily-use abrasions and soil.



Molded foam cushions are joined to a sturdy plywood frame for an ideal mix of body support, longer cushion life and strength.



AS LOW AS
\$198^E



“Favorite Office Chair!
Wish I could order one
for every office space
I work in.”
—Sue
★★★★★



AS LOW AS
\$279^G



AS LOW AS
A \$198

MEMORY
FOAM
COMFORT

B



AS LOW AS
D \$159

Go-Anywhere Chairs are Easy on Your Wallet

NBF SIGNATURE
— SERIES —

STERLING COLLECTION

You won't find this versatile, contemporary and super comfortable chair offered anywhere else.

HIGH-BACK CHAIR — 5" thick seat upholstered in Black faux leather with contrast stitching. Strong, molded poly frame in Black or Silver. Assembly required. Overall: 26"Wx29"Dx43-47"H. Seat: 20"Wx18"Dx20-24"H.

A 50836(1-5) \$219; (6+) \$198

SHIPS TODAY!

efficient

STELLAR COLLECTION

Everyone in the office will enjoy the comfort of these sturdy chairs. Choose from two styles to outfit your office at a great price.

MID-BACK CHAIR — 4" thick memory foam seat and a heavy-duty base. Sculpted arms are padded, and positioned to reduce stress. Assembly required. Overall: 25"Wx28"Dx39-43"H. Seat: 20"Wx19"Dx18-22"H.

B 50839 (fabric)(1-10) \$169; (11+) \$159

C 50967 (faux leather)(1-10) \$169; (11+) \$159

TUFTED CHAIR — Curved horizontal tufting and contrast stitching with 4" thick seat. Black faux leather upholstery and Black poly frame. Soft, padded arms help reduce shoulder stress. Back folds down for under table storage. Easy "No Tool" assembly. Overall: 25"Wx26"Dx36-40"H. Seat: 20"Wx18"Dx18-22"H.

D 50837(1-10) \$169; (11+) \$159

SHIPS TODAY!





Jet Black/Silver

Blue Chip/Silver

Deep Red/Black

Moonbeam/Black

E

NBF SIGNATURE
— SERIES —

NEX COLLECTION

Whether you need to seat a lunch crowd or bring in overflow chairs for a meeting or presentation, these chairs set up quickly and easily and nest for space-saving storage.. Now available in commercial grade upholstery for extra durability.

- Flexible mesh back pivots back and forth so users can move freely and still feel supported
- 3" thick molded foam seat with a layer of responsive memory foam; seats flip up to nest for storage
- Dual-purpose casters for carpet and hard floor
- Sturdy steel frame has a powdercoat finish in Silver or Black
- Meets Greenguard® certified indoor air quality standards
- Ships two of one color per carton, cannot break cartons

✂ Assembly required; attach arms

NESTING CHAIR —

Overall: 23"Wx23"Dx35"H. Seat: 19"Wx18"Dx19"H.

E 51659 (fabric seat)..... (2-10) **\$179**; (12-24) **\$169**; (26+) **\$159**

F 51658 (poly seat)..... (2-10) **\$179**; (12-24) **\$169**; (26+) **\$159**

SHIPS TODAY!

AS LOW AS
\$159^F



**MEMORY
FOAM
COMFORT**

**PVC-FREE
POLY**
Black Polyurethane/Silver



Why Memory Foam?

Memory Foam has a unique combination of pressure point relief and support offering a more comfortable seat.

efficient

OMEGA COLLECTION

Seat guests comfortably at your desk, or anywhere you need a chair.

- Durable steel frame in Black or Titanium
- Upholstered in Black faux leather
- 275 lb. weight capacity
- Meets Greenguard® certified indoor air quality standards

✂ Assembly required

GUEST CHAIR — Overall: 26"Wx28"Dx36"H. Seat: 23"Wx19"Dx19"H.

G 50838 (1-10) **\$189**; (11+) **\$179**

SHIPS TODAY!



G

Style Meets Substance Ergonomic Chairs You'll Love



ACA
American
Chiropractic
Association

A **\$279**

NBF SIGNATURE
— SERIES —

NEW!

TONE COLLECTION

Endorsed by the American Chiropractic Association, this comfort focused ergonomic chair features a personal-fit seat slider to support proper lower back posture and plus five ergonomic adjustments.

- Fully upholstered in Black faux leather, contrasting Gray sides
 - Five-star nylon base
 - Adjustable seat height and depth; arm height; tilt lock and tension; and Synchro-Tilt
 - ACA approved
- ✂ Assembly required

FAUX-LEATHER TASK CHAIR — Overall: 27"Wx30"Dx41–44"H.
Seat: 21"Wx20"Dx19½–22½"H.

A 51795 **\$279**

SHIPS TODAY!

Learn more about the *Tone Collection*
Search: **Tone** @ NBF.com



AS LOW AS
B **\$239**

NBF SIGNATURE
— SERIES —

ZEST COLLECTION

Get full seatback coverage without sacrificing airflow. The front side is fully upholstered, while the rugged outer back shell has a unique cut-out that provides ventilation and a pop of color.

- Contoured seatback has built-in lumbar support
 - Fabric upholstered seat and back in three colors
 - Black five-star base with dual-wheel casters
 - Adjustable seat height; lumbar support; arm height and pivot; tilt lock and tension; and Synchro-Tilt
- ✂ Assembly required

FABRIC TASK CHAIR —
Overall: 27"Wx23½"Dx40–44"H. Seat: 20"Wx20½"Dx18–22"H.

B 57326 (1–3) **\$249**; (4+) **\$239**

SHIPS TODAY!

GSA CONTRACT Listed in blue

Choose Color:



Pool Blue
(shown)

Kiwi Green
(shown)

Graphite

Learn more about the *Zest Collection*
Search: **Zest** @ NBF.com



HARPER COLLECTION

Unique horizontal stitching adds modern flair to this streamlined classic. Sleek aluminum arms make a retro style statement, while memory foam in the seat adds contemporary comfort.

- Memory foam seat and back upholstered in PVC-free polyurethane or bonded recycled leather
 - Fixed aluminum arms and horizontal channel tufting on back
 - Chromed metal 5-star base with dual-wheel hard casters
 - Adjustable seat height; knee tilt and tilt lock
 - Meets Greenguard® certified indoor air quality standards
- ✂ Assembly required

TASK CHAIR — Overall: 25"Wx25"Dx39-42"H.
Seat: 21"Wx19"Dx20-23"H.

- C 56622 (polyurethane).....(1-5) \$229; (6+) \$209
- 52412 (bonded leather)(1-5) \$229; (6+) \$209

SHIPS TODAY!

Choose Color:

Polyurethane:



Stratus (shown)

Black (shown)

White

Bonded Leather:



Saddle

Learn more about the *Harper Collection*
Search: **Harper** @ NBF.com



AS LOW AS
\$209^C



NEW!

HADLEY COLLECTION

Get the fabulous retro style you love, with an updated focus on comfort. Four adjustment points let you personalize the fit for any seated task.

- Faux leather upholstery
 - Chrome five-star metal base
 - Adjustable seat height; tilt lock and tension; and Synchro-Tilt
- ✂ Assembly required

MID-BACK CHAIR — Overall: 27½"Wx29½"Dx40-43½"H.
Seat: 20Wx19½"Dx19-22½"H.

- D 51789(1-5) \$289; (6+) \$279

HIGH-BACK CHAIR — Overall: 27½"Wx30"Dx44½-48"H.
Seat: 20Wx19½"Dx19-22½"H.

- E 51790(1-5) \$309; (6+) \$295

SHIPS TODAY!

Choose Color:

Polyurethane:



Black (shown)

White (shown)

Stratus

Learn more about the *Hadley Collection*
Search: **Hadley** @ NBF.com



AS LOW AS
\$279^D

AS LOW AS
A \$298



Contrast stitching.



Premium dual-wheel casters on executive chairs match frame.



Generously cushioned arms on all chairs.

NBF SIGNATURE SERIES

Delivering Comfort in Executive and Guest Seating

MORGAN COLLECTION

Create an cohesive space with matching upholstery designs that bring universal appeal and plenty of cushioned comfort to your office.

- Faux leather upholstery in choice of Cocoa with contrast stitching and Mocha frame; Black with contrast stitching and Silver frame; or Black with Gloss Black frame
- Cushioned arms
- Sturdy poly frames with powdercoat finish
- 250 lb. weight capacity
- Meets Greenguard® certified indoor air quality standards

✂ Assembly required

EXECUTIVE CHAIR — 5½" thick seat with spring coils and waterfall front. Overall: 29"Wx31"Dx45-48"H.
Seat: 23"Wx20"Dx20-23"H.

A 55577(1-5) \$329; (6+) \$298

GUEST CHAIR — Overall: 26"Wx29"Dx39"H.
Seat: 23"Wx20"Dx19"H.

B 76030-3(1-5) \$209; (6+) \$198

SHIPS TODAY!



Black/Silver



Black/Gloss Black



AS LOW AS
\$289 C

MEMORY
FOAM
COMFORT



NBF SIGNATURE
— SERIES —

Real Leather, Real Style, Great Price

HIGHLAND COLLECTION

Promote your office style to the next level, with this contemporary leather chair. The high-back chair has two-tone, leather upholstery while the mid-back version is all black. Memory foam cushioning ensures all-day comfort at a price that fits your budget.

- Top-grain leather upholstery with faux leather on non-contact areas
- 1" thick memory foam layer in seat
- Chromed cast aluminum base and upholstered arms
- Easy-to-adjust tilt tension side lever
- Meets Greenguard® certified indoor air quality standards

✂ Assembly required

LEATHER EXECUTIVE CHAIR —

Overall: 26"Wx25"Dx46-50"H. Seat: 21"Wx21"Dx18-22"H.

C 56638 (high-back) (1-3) \$298; (4+) \$289

D 57494 (mid-back) (1-3) \$279; (4+) \$269

SHIPS TODAY!

Plush Support with Real Leather

Super plush leather chairs provide a cushioned seat and give support to head, neck, arms and back — conducive to focused work.

- Waterfall style seat and back are 5" thick
- Top-grain leather upholstery, with matching vinyl on non-contact areas
- Meets ANSI/BIFMA safety standards

✂ Assembly required


LEATHER CONFERENCE CHAIR — Overall: 27"Wx32"Dx44-47"H.

Seat: 22"Wx22"Dx18-21"H.

E 52210 (1-5) \$349; (6+) \$319

SHIPS TODAY! Only Black and Burgundy

Choose Upholstery Color:






AS LOW AS
A \$319



Pleasant contrast of texture and color.



Get close to your work surface with flip-up arms.



Kinetic lumbar area also supports lateral movement.

NBF SIGNATURE
— SERIES —

Continuous Support That Moves With You

AVANTI COLLECTION

We've got your back every time you lean, twist and reach with these supportive chairs. You'll also love the great seat, flip-up arms and the mesh and faux-leather look.

- Stylish combination of Black or Slate faux leather and mesh upholstery on 4¾" thick seat
 - Attractive, sturdy poly frame
 - Padded, cantilevered arms adjust in height and flip conveniently out of the way
 - American Chiropractic Association approved
 - Greenguard® certified
- ✂ Assembly required

EXECUTIVE CHAIR — Overall: 27"Wx31"Dx43-47"H.
Seat: 20"Wx20"Dx20-24"H.

A 56985 (1-5) **\$349**; (6+) **\$319**

SHIPS TODAY!

Choose Faux Leather/Mesh Combination:



Slate/Gray (shown)



Black/Grey (shown)



Black/Grey mesh with spoke casters and Silver frame.

NBF SIGNATURE
— SERIES —

Commercial Quality at a Value Price

QUE COLLECTION

Even small budgets can afford a well-made executive chair. Available in durable faux leather, its padded steel arms, contoured back and solid construction will give years of supportive comfort.

- Black faux leather
 - Padded steel arms; polished cast-aluminum base
 - Adjustable seat height, tilt lock, tilt tension
- ✂ Assembly required

HIGH-BACK CHAIR — Overall: 26"Wx27"Dx44-48"H.
Seat: 20"Wx20"Dx18½-23"H.

B 50998 (1-2) **\$279**; (3+) **\$269**

SHIPS TODAY!

GSA CONTRACT Listed in blue



AS LOW AS
B \$269



Faux leather chair features contrast stitching detail.



Plush pillow-top adds an extra layer of comfort.

Supportive padded arm with contrast stitching for comfort and style.



Upgraded to 400 lb. capacity!

C \$339
\$439



Contemporary and Comfortable When You Need a Roomier Seat

OMEGA COLLECTION

You and your guests will love the cushioned comfort of these chairs — a great addition to a contemporary office. The executive chair is especially suited to people who need support for longer legs and wider body frames.

- Comfortable pillow-top seat and back and padded arms
- Upholstered with contrast stitching

✂ Assembly required

EXECUTIVE CHAIR — Black top-grain leather with faux leather on non-contact areas or all faux leather. Frame has a Titanium finish. 400 lb. weight capacity. Overall: 27"Wx32"Dx45–48"H. Seat: 23"Wx20"Dx19–22"H.

— 57282 (leather) \$439

C 57283 (faux leather)..... \$339

GUEST CHAIR — Luxurious 4" thick seat with Black faux leather or Slate polyurethane. Sled base frame has a Black or Silver finish. 275 lb. weight capacity. Overall: 26"Wx28"Dx36"H. Seat: 23"Wx19"Dx19"H.

D 50838 (faux leather).....(1–10) \$189; (11+) \$179

SHIPS TODAY!



Black Faux Leather/
Black Frame

AS LOW AS
D \$179



Slate Polyurethane/
Silver Frame



Black Faux Leather/
Silver Frame



AS LOW AS
A \$319

**24
HOUR
USE**

Comfort That Never Quits

NBF SIGNATURE SERIES

EVERLAST COLLECTION

Stay comfortable around the clock with extra-deep cushioning and eleven adjustment points, including a seat slider and ratchet back. Perfect for call centers, healthcare facilities and anywhere you need durable, multi-shift seating.

- 5" thick seat and 4" thick tufted back with protective plastic shell backing
- Black fabric or polyurethane upholstery
- Black poly frame that supports users up to 300 lbs.

✂ Assembly required

TASK CHAIR — Overall: 25"Wx28"Dx38–42"H.
Seat: 21"Wx21"Dx19–23"H.

A 56031 (fabric)(1–4) **\$359**; (5–9) **\$339**; (10+) **\$319**

B 56053 (polyurethane)(1–4) **\$359**; (5–9) **\$339**; (10+) **\$319**

SHIPS TODAY!

GSA CONTRACT Listed in blue



Extra spacious design accommodates tools and other equipment.



D \$268

Customized comfort is at your fingertips with these stylish ergonomic chairs.

- Durable fabric upholstery in five color choices
- Chairs meet ANSI/BIFMA safety standards

✂ Assembly required

HIGH-BACK CHAIR — Sliding seat feature allows you to control the seat depth. Overall: 29"Wx25"Dx40–46"H.

C 56453 **\$328**

TASK CHAIR — 10 ergonomic adjustments and waterfall seat. Not available in Crimson. Overall: 26"Wx25"Dx37–40"H.
Seat: 20"Wx19"Dx19–22"H.

D 56988 **\$268**

SHIPS TODAY!

Choose Fabric Color:



Crimson (shown) Black (shown) Burgundy



Navy Charcoal



F



G



AS LOW AS
\$349 E

NBF SIGNATURE
— SERIES —

ACE COLLECTION

Built-in comfort makes these luxurious leather chairs the perfect choice for your entire office — you can even share the luxury with your guests.

- 3" thick foam seats and backs over a reinforced frame
- Durable Black leather upholstery with matching Black vinyl on non-contact areas
- Extra roomy seats have waterfall fronts which promote leg circulation
- Padded leather armrests provide welcome support

✂ Assembly required

HIGH-BACK CHAIR —

Overall: 27"Wx25"Dx47–50"H. Seat: 23"Wx19"Dx18–22"H.

E 50453 (1–3) **\$379**; (4+) **\$349**

MID-BACK CHAIR —

Overall: 27"Wx25"Dx41–44"H. Seat: 21"Wx19"Dx18–22"H.

F 50454 (1–3) **\$359**; (4+) **\$319**

GUEST CHAIR — Overall: 24"Wx25"Dx36"H. Seat: 21"Wx19"Dx17"H.

G 50455 (1–3) **\$249**; (4+) **\$229**

SHIPS TODAY!

GSA CONTRACT Listed in blue

Bring faux leather seating to your conference room at an affordable price. If you need some extra support in maintaining good posture, consider the ergo-task chair for lots of control and comfort.

CONFERENCE CHAIR — Black faux leather upholstery over the thickly padded seat, back and armrests. Assembly required.

Overall: 26"Wx27"Dx40–44"H. Seat: 21"Wx18"Dx16–21"H.

H 50540 (1–3) **\$209**; (4–7) **\$198**; (8+) **\$189**

ERGO-TASK CHAIR — Six ergonomic adjustments for complete comfort. Polyurethane in Black or Bordeaux. Assembly required.

Overall: 26"Wx27"Dx42–46"H. Seat: 20"Wx20"Dx19–23"H.

J 57533 (1) **\$269**; (2–5) **\$249**; (6+) **\$229**

SHIPS TODAY!

GSA CONTRACT Listed in blue



H



J



A **\$549**



NEW!

NBF SIGNATURE — SERIES — **L A Z B O Y**

Pivot-Flex Back for Extended Motion

LOMBARD COLLECTION

Enjoy better back comfort in this modern executive chair. The built-in back pivot flexes to give you full-range upper body stretches with comfortable lumbar support.

- Stylish metal arms with poly caps
- Leather upholstery on seating area
- Adjustable tilt lock, tilt tension, Synchro-Tilt
- Polished metal five-star base

✂ Assembly required

EXECUTIVE LEATHER CHAIR — Black or Gray.

Overall: 26½"Wx27½"Dx44"H. Seat: 21½"Wx18½"Dx21½"H.

A 51794\$549

SHIPS TODAY!


Choose Color:



Black (shown) Gray (shown)



B **\$298**



NBF SIGNATURE — SERIES —

Get Into the Swing

SWING COLLECTION

Swing-back arms let you sit closer to the desk and provide lots of ergonomic support for multi-tasking.

- Black PVC-free polyurethane upholstery with height-adjustable arms, and Silver accents
- Upholstered molded foam seat with memory foam top layer
- Four ergonomic adjustments including seat depth
- Aluminum five-star base with dual-wheel carpet casters

✂ Assembly required

SWING TASK CHAIR — Overall: 38"Wx35"Dx39-43"H.

Seat: 21"Wx21"Dx17-21"H.

B 57151(1-5) \$309; (6+) \$298

SHIPS TODAY!



\$629^C

BIG & TALL



Learn more about the *Lincoln Collection*
Search: **Lincoln** @ NBF.com

NEW!

NBF SIGNATURE SERIES LA Z BOY

Quality and Comfort

LINCOLN COLLECTION

Get the ultimate in comfort with La-Z-Boy® office chairs. A distinguished blend of three different materials, they're also solidly constructed for superior support and durability.

- Black leather or faux leather upholstery with Gray wood side insets
- Metal arms and five-star base (on executive chairs)
- Executive Chairs feature adjustable seat height, tilt lock/tension and Synchro-Tilt
- 400 lb. weight capacity on Executive chairs

✦ Assembly required

BIG & TALL EXECUTIVE CHAIR — Leather upholstery.

Overall: 28"Wx32"Dx45½-48"H. Seat: 22"Wx20"Dx20-22½"H.

C 51791 \$629

MID-BACK EXECUTIVE CHAIR — Faux leather upholstery.

Overall: 24½"Wx29"Dx42-45"H. Seat: 21"Wx20"Dx20-23"H.

D 51792 \$429

GUEST CHAIR— Faux leather upholstery. 250 lb. weight capacity.

Overall: 26"Wx29"Dx38"H. Seat: 20½"Wx21"Dx20"H.

E 51793 \$298

SHIPS TODAY!



\$298^E

AS LOW AS
A \$629

Top-Grain Leather Big & Tall Comfort with Executive Style



L A Z B O Y[®]

Comfort runs deep in this Big & Tall Executive Chair with *La-Z-Boy ComfortCore[®] Plus* seat and top-grain leather upholstery. Add the Footrest for relaxation and a Guest Chair or two for visitors.

- Choose Black or Dark Gray top-grain cowhide leather (faux leather for Guest Chair)
- Wood base and curved wood arms with Charcoal finish
- Five layer La-Z-Boy ComfortCore[®] Plus seat with memory foam; flexible kinetic lumbar support

✂ Assembly required

EXECUTIVE CHAIR — Big & Tall chair has five layers of seat cushioning and supports up to 400 lbs. Adjustable seat height, tilt and lumbar support. Overall: 28"Wx35"Dx44-46"H. Seat: 22"Wx22"Dx20-22"H.

A 50700 (1-3) \$659; (4+) \$629

GUEST CHAIR — Faux leather upholstery for easy cleaning and maintenance. Foam cushioned seat supports up to 250 lbs. Overall: 27"Wx29"Dx37"H. Seat: 21"Wx20"Dx20"H.

B 50701 (1-3) \$289; (4+) \$269

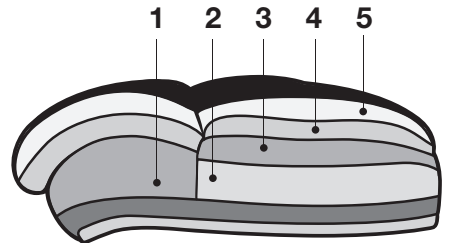
FOOTREST — Matching footrest adds comfort to the Executive Chair. Overall: 17"Wx15"Dx21"H.

C 92224 \$98

SHIPS TODAY!



ComfortCore[®] Plus with Memory Foam



1. Soft support at the front of cushion
2. Firmer support at back of cushion
3. Additional layer for overall comfort
4. Memory foam layer for support
5. Polyfiber-fill comfort top layer



AS LOW AS
E \$209



AS LOW AS
\$519^D
\$629



NBF SIGNATURE
— SERIES —

Reward Yourself with Coil-Spring Support

VISTA COLLECTION

Nestled in individual pockets inside the seat, coil springs give you unbelievable comfort and support. Gorgeous wood and sumptuous upholstery make this chair a joy to own and use.

- 5¼" thick seat and tufted back provide comfort and support
- Choose top-grain Black leather with faux leather on non-contact areas or all faux leather upholstery
- Solid wood frame with curved wood arms in Brunette finish

✦ Assembly required

EXECUTIVE CHAIR — American Chiropractic Association approved. Overall: 28"Wx32"Dx44–47"H. Seat: 23"Wx20"Dx21–24"H.

D 50835 (faux leather)..... (1–3) **\$549**; (4+) **\$519**
— **50834** (leather) (1–3) **\$659**; (4+) **\$629**

GUEST CHAIR — Available in faux leather only. Foam seat. Overall: 27"Wx29"Dx37"H. Seat: 22"Wx20"Dx19"H.

E 55576 (1–9) **\$239**; (10+) **\$209**



Knee-tilt allows you to lean back while your feet stay on the floor.



A layer of individual pocketed coils is wrapped in foam and supported by plywood for all-day comfort.



Rigorously weight-tested to support up to 350 lbs.

SHIPS TODAY!



AS LOW AS
A \$569
\$995



NBF SIGNATURE
— SERIES —

The Timeless Appeal of Traditional Style

CAMBRIDGE COLLECTION

Classic shapes and distinctive details define the Cambridge Collection product selection, so you can add exceptional elegance and traditional style to your office. Just remove them from the carton — they're ready to dress up your desk or your board room.

- Solid wood frames are finished in a warm, multi-step Mahogany finish
- Button-tufting (by hand) and nail-head trim give a traditional appearance
- Choose vinyl or leather with matching vinyl on non-contact areas

➤ Fully assembled; unless noted

WING-BACK EXECUTIVE CHAIR — 4" thick seats. Instant seat lift, seat tilt, swivel and tension control adjustments. Attach swivel base.
Overall: 30"Wx34"Dx46-49"H. Seat: 19"Wx20"Dx21¼-24"H.

A 55565 (vinyl) (1-2) **\$595**; (3+) **\$569**
— **55570** (leather) (1-2) **\$1049**; (3+) **\$995**

GUEST CHAIR — 2½" thick foam padding on seat and back.
Overall: 26"Wx29"Dx39"H. Seat: 23"Wx18"Dx18"H.

B 55569 (vinyl) (1-2) **\$369**; (3-5) **\$359**; (6+) **\$339**
— **55574** (leather) (1-2) **\$669**; (3-5) **\$649**; (6+) **\$619**

SIDE CHAIR — With classic curved traditional legs.
Overall: 29"Wx33"Dx39"H. Seat: 19"Wx19"Dx17½"H.

C 55568 (vinyl) (1-2) **\$569**; (3+) **\$539**
— **55573** (leather) (1-2) **\$995**; (3+) **\$969**

CAPTAIN'S CHAIR — Overall: 25"Wx25"Dx30"H.
Seat: 25"Wx21"Dx19"H.

D 55566 (vinyl) (1-2) **\$239**; (3-5) **\$229**; (6+) **\$209**
— **55571** (leather) (1-2) **\$319**; (3-5) **\$309**; (6+) **\$298**

CAPTAIN'S CHAIR W/ CASTERS —

E 55567 (vinyl) (1-2) **\$249**; (3-5) **\$239**; (6+) **\$219**
— **55572** (leather) (1-2) **\$329**; (3-5) **\$319**; (6+) **\$298**

Choose Upholstery:

Vinyl



Black (shown)



Oxblood (shown)

Leather



Black



Oxblood



AS LOW AS
\$519^F
\$629

NBF SIGNATURE
— SERIES —

KINGSTON COLLECTION

From the wood base and arms to the button-tufting and winged cushioning, no detail is overlooked in these plush traditional chairs.

- Cushioned comfort: 5½" thick seat and padded arms
 - Traditional, button-tufted design complemented by a wood frame in a Canopy Mahogany finish
 - Choose top-grain leather or faux leather in Black or Oxblood
 - Meets Greenguard® certified indoor air quality standards
- ✂ Assembly required

BIG & TALL EXECUTIVE CHAIR — Designed with generous seat proportions and a higher seat height range. Knee-tilt mechanism and tilt lock adjustments. 350 lb. weight capacity.
Overall: 28"Wx33"Dx46-49"H. Seat: 23"Wx19"Dx20½-23½"H.

F 50833 (faux leather)..... (1-3) **\$549**; (4+) **\$519**
— **50832** (leather) (1-3) **\$659**; (4+) **\$629**

EXECUTIVE CHAIR — Swivel/tilt control with cable-accurate seat height and tilt lock adjustments. 250 lb. weight capacity.
Overall: 26"Wx32"Dx44-47"H. Seat: 21"Wx18"Dx19-22"H.


G 55605 (faux leather)..... (1-3) **\$395**; (4+) **\$379**
— **55610** (leather) (1-3) **\$549**; (4+) **\$529**

GUEST CHAIR — 250 lb. weight capacity.
Overall: 27"Wx29"Dx37"H. Seat: 22"Wx21"Dx20"H.

H 51427 (faux leather)..... (1-9) **\$339**; (10+) **\$298**

SHIPS TODAY!

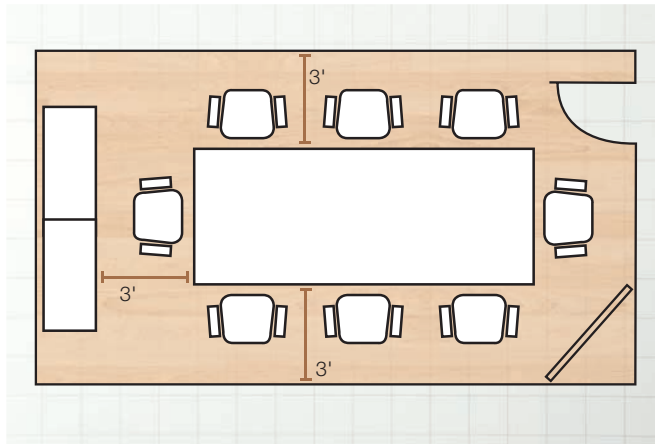
Choose Upholstery:



AS LOW AS
\$298^H

Conference Table

BUYING GUIDE



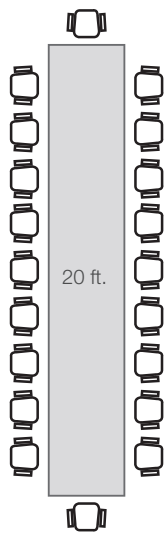
Allow at least 3' of space from table edge to wall or to furniture.

No need to rub elbows — Find the right size conference table

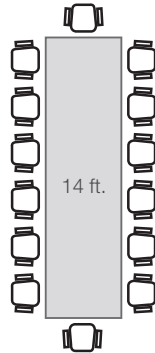
The size of your room is the most important factor to consider when selecting conference furniture. As a general rule, you want to allow 3' of space around your table in order to provide a safe and comfortable walkway.

For example, this 8' conference table is 3' away from all walls as well as the furniture at the back of the room.

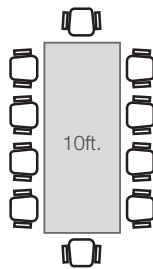
Need help choosing the right table for your space?
Give us a call — we'll make it easy!



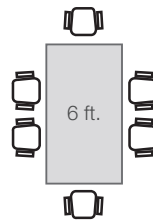
20 People



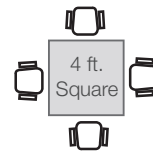
14 People



10 People



6 People



4 People



4 People

Ideal seating arrangements

Wondering how many people can sit around a table? Here's an easy rule to keep in mind: the length of the table measured in feet is also the same number of people that the table can fit.

Find the shape that fits your needs

Conference tables are offered in many different shapes with each one offering distinct advantages. Take a look at the descriptions below to select which shape best suits your conference room.



Round
Perfect for small meetings or tight spaces.



Square
A great choice for small to medium spaces, providing more surface area than round tables.



Rectangular
This option is good for larger spaces and can be found with many extendable options.



Racetrack
With rounded corners, this shape allows for more seating capacity and easier movement.



Boat-shaped
The biggest benefit of this design is sight-lines. With a wider middle, presentations and other meeting participants are easier to view.



AS LOW AS
D \$279

A
\$795



Knife-edge profile for a streamlined, modern look.



Unique Slate-toned woodgrain laminate.

NBF SIGNATURE
— SERIES —

Modern Design at a Minimalist Price

PLUS COLLECTION

Conference room updates needn't be costly. These elegantly simple tables feature sturdy steel T-legs with a Silver metallic finish, a refined knife-edge tabletop profile, and trendy Slate-toned woodgrain laminate.

- Steel T-legs with Silver metallic powdercoat finish and leveling glides
- Scratch-resistant, high-pressure laminate over solid core top with knife-edge
- 10' conference table has a two-piece top

✦ Assembly required

KEY NO.	DESCRIPTION	WxDxH	PRICE
A 45011	10' Conference Table	117"x47"x30"	\$795
B 45012	8' Conference Table	94"x47"x30"	595
C 45013	6½' Conference Table	78"x39"x30"	549

SHIPS TODAY!

MID-BACK CHAIR — Available in Black or White. Assembly required.
Overall: 22"Wx26"Dx36-40"H. Seat: 18"Wx20"Dx19-22"H.

D 52349\$279

MESH-BACK CHAIR — Fixed arms. Assembly required.
Overall: 25"Wx27"Dx38-41"H. Seat: 20"Wx19"Dx19-22"H.

E 56968\$249

MESH NESTING CHAIR — Ship two per carton. Attach arms.
Overall: 23"Wx24"Dx35"H. Seat: 19"Wx18"Dx19"H.

F 51659(2-10) \$179; (12-24) \$169; (26+) \$159



E



F



\$395^A

E

To view the complete *Encompass Collection*
Search: **Encompass** @ NBF.com

efficient

Mix and Match — Get the Look You Want

ENCOMPASS TABLES — It's easy to customize your conference room with all of these table size, shape and color choices. Even easier when you mix or match with one or more of the coordinating chair styles to fit your unique use, comfort and decorating needs. The only hard part is believing these low prices!

- Scratch and stain resistant laminate
- Solid bases with leveling glides and PVC edges are curved (round/oval tables) or flat (rectangle tables)

✂ Assembly required



D \$298

F

KEY NO.	DESCRIPTION	WxDxH	PRICE
A 45109	6' Oval Table	72"x36"x29"	\$395
B 45111	8' Oval Table	96"x44"x29"	429
— 45110	6' Rectangle Table	72"x36"x29"	329
C 45112	8' Rectangle Table	96"x44"x29"	395
D 45108	4' Round Table	48"dia.x30"	298

Choose Laminate Finish:

SHIPS TODAY!



Espresso
(shown)

Cherry
(shown)

Stone Walnut
(shown)

AS LOW AS
G \$209



C \$395

efficient

EXPRESSIONS CHAIR — Solid wood frame, arms and trim. Assembly required. Overall: 22"Wx20"Dx33"H. Closed-Back Seat: 23"Wx18"Dx19"H. Open-Back Seat: 23"Wx18"Dx19"H.

E 52017 (closed back)..... (1-5) **\$209**; (6+) **\$198**

F 52018 (open back) (1-5) **\$198**; (6+) **\$189**

SEGMENT CONFERENCE CHAIR — 5" thick seat with 1" thick memory foam layer, segmented back and arm pads. Chromed steel arms and base. Assembly required. Overall: 26"Wx29"Dx42-46"H. Seat: 20"Wx19"Dx19-23"H.

G 52019 (1-5) **\$219**; (6+) **\$209**

NBF SIGNATURE — SERIES —

HARPER CHAIR — Memory foam seat and back upholstered in PVC-free polyurethane or recycled leather. Chromed cast aluminum base and arms. Overall: 25"Wx25"Dx39-42"H. Seat: 21"Wx19"Dx20-23"H.

H 56622 (polyurethane).....(1-5) **\$229**; (6+) **\$209**

— **52412** (bonded leather)(1-5) **\$229**; (6+) **\$209**

Choose Color:

Polyurethane:



White (shown) Black Stratus

Bonded Leather:



Saddle

SLEEK CONFERENCE CHAIR — Gray mesh back, molded foam seat with fabric upholstery, and Dark Gray fiberglass-reinforced frame. Seven ergonomic adjustments. Assembly required. Overall: 27"Wx25½"Dx38-41½"H. Seat: 21½"Wx19½"Dx17-20"H.

J 57506(1-2) **\$259**; (3+) **\$239**

Choose Color:



Green (shown) Gray

SHIPS TODAY!



\$1795

36297 — STORAGE ISLAND SET

Includes: (1) 31937, (1) 30563,
(1) 32786 and top. 72"Wx36"Dx42"H



AS LOW AS
\$379 B

NBF SIGNATURE
— SERIES —

Turn Storage Space Into Meeting Space

Create comfortable, productive spaces with a wide selection of modern, stylish laminate or steel storage options.

- Choose cabinets, files and bookcases in heavy-gauge steel with a powdercoat finish or all laminate collaboration island
- ANS/BIFMA LEVEL certified; meets e3-2010 furniture sustainability standards

✂ Assembly required. Files and bookcases ship assembled

LAMINATE ISLAND — Seat up to three on each side.

STORAGE CABINET — Features two adjustable shelves behind two locking doors.

LATERAL FILE — Full-extension on ball bearing slides, single lock for all drawers.

BOOKCASE — Two adjustable shelves behind two locking doors.



\$3595

36296 — MEETING ISLAND SET

Includes: (2) 36303, (2) 30567,
top and base. 120"Wx36"Dx42"H

KEY NO.	DESCRIPTION	WxDxH	1-2	3+
A	46051 Island w/ Power	84"x30"x41"	\$1249	—
—	46050 Island w/o Power	84"x30"x41"	939	—
B	32786-1 Bookcase	36"x14"x40"	409	379
—	31937 36"W Storage Cabinet	36"x18"x40"	659	629
C	30563-1 36"W Lateral File	36"x18"x40"	869	839
D	36303 30"W Storage Cabinet	30"x18"x40"	549	529
E	30567 30"W Lateral File	30"x18"x40"	679	649

GSA CONTRACT Listed in blue

STOOL — Overall: 20"Wx23"Dx44"H. Seat: 18"Wx19"Dx29"H.

F 50976..... (1-4) \$189; (5+) \$179

Choose Stool Seat and Frame Color:



Choose Metal Finish:



Choose Island or Laminate Top Color:





\$1595^G

NBF SIGNATURE
— SERIES —

Make Meetings More Productive

ASCEND COLLECTION

From client meetings to brainstorming sessions this feature-packed collection makes every meeting easier. Standing-height tables are great for temporary workspaces or casual meetings.

- Solid or two-tone thermal-fused laminate and silver hardware
- Protective PVC edge banding on 1 1/8" thick tabletops
- Power port tables: 6' and 8' tables have one power port, 10' and 12' tables have two power ports
- Mobile serving credenza has flip up top and space for mini-fridge
- ✓ Fully assembled except for table


Optional power centers include two power/two USB ports



KEY DESCRIPTION	WxDxH	W/O POWER NO.	W/O POWER PRICE	W/ POWER NO.	W/ POWER PRICE
G 6' Standing-Height Table	72"x30"x42"	46041	\$1295	46042	\$1595
— 8' Standing-Height Table	96"x30"x42"	46043	1395	46044	1649
— 10' Standing-Height Table	120"x30"x42"	46045	1849	46046	2395
— 12' Standing-Height Table	144"x30"x42"	46047	2049	46048	2549
— 6' Standard Table	72"x30"x30"	46033	1079	46034	1349
H 8' Standard Table	96"x30"x30"	46035	1249	46036	1495
— 10' Standard Table	120"x30"x30"	46037	1649	46038	2195
— 12' Standard Table	144"x30"x30"	46039	1849	46040	2395



Choose Laminate Finish:



KEY NO.	DESCRIPTION	WxDxH	PRICE
J 36686	Storage Credenza	73"x24"x29"	\$1095
K 36687	Mobile Serving Credenza	48"x24"x31"	995
L 36688	Buffet	64"x24"x36"	1549
M 80611	Presentation Board	48"x5"x48"	759

GSA CONTRACT Listed in blue



F \$289

\$895^A

NBF SIGNATURE
— SERIES —

Sleek, Minimalist Style

BRILLIANT COLLECTION

Modern glass conference tables create a bold, progressive atmosphere for every meeting. Add luxurious leather chairs for comfort, and let the brainstorming begin.

- 12mm tempered glass tops
- Polished cast aluminum legs
- ✦ Assembly required



B \$759

E

KEY NO.	DESCRIPTION	WxDxH	PRICE
A	16365 Boat-Shaped Glass Table	95"x47"x29"	\$895
B	16361 Rectangular Glass Table	71"x34½"x29"	759
C	30932 Lateral File	36"x18"x30"	459
D	37391 Storage Cabinet w/ Doors	36"x18"x30"	349

HIGHLAND CHAIR— Top grain leather upholstered seat and arms, memory foam cushion. Executive chair is Black and Gray. Overall: 26"Wx25"Dx46-50"H. Mid-Back is Black. Overall: 25"Wx26"Dx40½-44½"H. Assembly required.

E 57494 — MID-BACK..... (1-3) \$279; (4+) \$269
F 56638 — EXECUTIVE..... (1-3) \$298; (4+) \$289

SHIPS TODAY!



AS LOW AS
K \$439



A Bold Statement with Simple Design

EMPIRE COLLECTION

Unique triangular-shaped legs elevate this table from simple to stunning. The beautiful wood-tone top is met with clean lines and chrome leg accents; adding elegance to any conference room.

- Triangular steel legs with Black powdercoat finish, chrome accents, and leveling glides
 - Light Walnut laminate top with matching edge band
 - Black metal apron on all sides for extra support
- ✦ Assembly required; attach table top to base

KEY NO.	DESCRIPTION	WxDxH	PRICE
G 14629	94" Rectangular Table	94"x47"x30"	\$689
H 14628	78" Rectangular Table	78"x39"x30"	569
J 14627	39" Square Table	39"x39"x30"	449

SHIPS TODAY!

ARRIS MESH-BACK CHAIR — Mesh-back chair with a 3" thick memory foam seat upholstered in Jet Black fabric. Overall: 26"Wx23"Dx38–43"H. Seat: 20"Wx19"Dx18–20"H. Assembly required.

K 56071(1–3) \$459; (4+) \$439

LINEAR MESH CHAIR — Vertical mesh back and seat and with cast aluminum base. Overall: 28"Wx26"Dx39–43"H. Seat: 21"Wx20"Dx19–23"H. Assembly required.

L 56021 (1–2) \$369; (3–4) \$349; (5+) \$329

ARRIS GUEST CHAIR — Jet Black fabric seat with Black mesh back. Overall: 24"Wx24"Dx39"H. Seat: 17"Wx20"Dx19"H. Assembly required; ships two per carton.

M 56072 (2–8) \$269; (10–16) \$249; (18+) \$229

SHIPS TODAY!

GSA CONTRACT Listed in blue



Triangular leg style lends a simple yet elegant touch.






\$198
ITEM# 76886

A \$1549




Choose Color:



Espresso (shown)



Natural (shown)



Barnwood

NEW!

Real Wood for Real Appeal

The warmth and charm of real wood combines with a sturdy saw-horse style metal base to create a simple but striking table reminiscent of industrial design.

- Solid genuine wood top
- Metal sawhorse-style base has Black powdercoat painted finish
- Seats: six people at 7' table, eight at 8' and 9', ten at 10'
- ✂ Assembly required

KEY NO.	DESCRIPTION	WxDxH	PRICE
A 47014	7' Standard Table	84"x42"x30"	\$1549
— 47015	8' Standard Table	96"x42"x30"	1649
— 47020	9' Standard Table	108"x42"x30"	1795
— 47021	10' Standard Table	120"x42"x30"	1949
— 47018	7' Standing-Height Table	84"x42"x41"	1595
— 47019	8' Standing-Height Table	96"x42"x41"	1749
— 47024	9' Standing-Height Table	108"x42"x41"	1895
— 47025	10' Standing-Height Table	120"x42"x41"	1995



\$229
ITEM# 76889

B \$1395

NBF SIGNATURE SERIES **NEW!**

Get the Edge on Trendsetting Tables

BAYSIDE COLLECTION

One table, two amazing looks. Choose White and plywood for a minimalist, modern look or Mason Milk Paint and black for a retro, industrial style.

- High-pressure laminated top; choose from White with exposed plywood edge or antique Mason Milk Paint with Black edge
- Metal sawhorse-style base has Black powdercoat painted finish
- Seats: six people at 7' table, eight at 8' and 9', ten at 10'

✦ Assembly required

KEY DESCRIPTION	WxDxH	WHITE		MASON MILK	
		NO.	PRICE	NO.	PRICE
— 7' Standard Table	84"x42"x30"	47026	\$959	47038	\$1295
— 8' Standard Table	96"x42"x30"	47027	979	47039	1395
— 9' Standard Table	108"x42"x30"	47028	1179	47040	1849
— 10' Standard Table	120"x42"x30"	47029	1249	47041	1895
B 7' Standing-Height Table	84"x42"x41"	47034	1049	47046	1395
— 8' Standing-Height Table	96"x42"x41"	47035	1049	47047	1449
— 9' Standing-Height Table	108"x42"x41"	47036	1249	47048	1895
— 10' Standing-Height Table	120"x42"x41"	47037	1295	47049	1949

GSA CONTRACT Listed in blue





AS LOW AS
\$259 G

Impressive, Budget-Friendly Meeting Area

Curved surfaces and a warm finish make an attractive conference room — at an even more attractive price.

- Gorgeous bookmatched hardwood veneers in Medium sheen, Dark Cherry finish
- ✂ Fully assembled unless noted

CONFERENCE TABLES — 2" thick tabletops on curved bases; hardwood edges and base trim. Assembly required.

STORAGE CREDENZA — Two box and three file drawers open on full-extension glides. All lock. Locking center cabinet with one shelf. Wire management grommets.

STORAGE CABINET — Two-door; shelves can hold 100 lbs., evenly spaced

BOOKCASE — With two adjustable shelves.

PRESENTATION BOARD — Two-doors with tackboard and accessory tray inside.



\$1695
86103 — SMALL CONFERENCE SET
Includes: (1) 40754 and (4) 55513

KEY NO.	DESCRIPTION	WxDxH	PRICE
— 40755	6' Racetrack Conference Table	72"x36"x29"	\$849
A 40756	8' Racetrack Conference Table	96"x42"x29"	939
— 40757	10' Racetrack Conference Table	120"x48"x29"	1349
— 40758	12' Racetrack Conference Table	144"x48"x29"	1649
— 40759	14' Racetrack Conference Table	168"x48"x29"	2149
— 40753	42" Round Conference Table	42" dia.x29"	569
B 40754	48" Round Conference Table	48" dia.x29"	669
C 15740	Storage Credenza	72"x20"x29"	1229
D 15741	Storage Cabinet	37"x20"x29"	595
E 32745	3-Shelf Bookcase	36"x14"x42"	419
F 80212	Presentation Board	48"x4"x48"	879

LEATHER CONFERENCE CHAIR — Assembly required. Overall: 27"Wx29"Dx43"H. Seat: 21"Wx20"Dx17½-20"H.

G 55514(1-4) \$279; (5-9) \$269; (10+) \$259

WOOD SIDE CHAIR — Slat-back design with Black upholstery. Assembly required. Overall: 23"Wx23"Dx32"H. Seat: 20"Wx18"D. Ships four per carton.

H 55513(4) \$289; (8+) \$279

SHIPS TODAY! 55514





AS LOW AS
\$1195
K

NBF SIGNATURE
— SERIES —

Create a Bold Space to Discuss and Share Ideas

METROPOLITAN COLLECTION

TABLES — Go bold with jet Black laminate tables with high-contrast Silver wood trim. Each has one cord grommet in center, and protective 1/4" PVC edge banding. Assemble base and attach top.

KEY NO.	DESCRIPTION	WxDxH	1-2	3+
J 45067	Square Conference Table	48"x48"x30"	\$629	\$595
K 45068	Rectangular Conference Table	96"x48"x30"	1249	1195

SHIPS TODAY!

GSA CONTRACT Listed in blue

CABINETS — Modular wall-mounted and storage cabinets have two doors and one adjustable shelf which holds 100 lbs. evenly distributed. Vinyl edge banding on top surface provides durability. Assembly required.

KEY NO.	DESCRIPTION	WxDxH	PRICE
L 36620	Wall-mounted Storage Cabinet	36"x14"x30"	\$489
M 36622	Storage Base Cabinet	36"x25"x36"	929
N 36623	3-Drawer Base Cabinet	36"x25"x36"	1059

Choose Cabinet Laminate Combination:



Asian Night/
Black (shown) Vanilla Stix/
Fog Gray Mahogany/
Rustic Slate

GLASS MARKERBOARD — Easy-to-clean, magnetic and non-ghosting.
Overall: 71"Wx1"Dx48"H.

P 80308 (1-2) \$519; (3+) \$495



LA-Z-BOY GUEST CHAIR — Faux leather upholstery, comfort seat and Charcoal wood frame. Assembly required. Overall: 27"Wx29"Dx37"H.

Q 50701 (1-3) \$289; (4+) \$269

SHIPS TODAY!

Choose Faux Leather Color:



Black (shown) Gray

PERSPECTIVE MID-BACK CHAIR — Mesh back with upholstered memory foam seat. Overall: 25"Wx26"Dx37-41"H.

R 56043 (1-5) \$229; (6-10); \$219 (11-15); \$209; (16+) \$198

SHIPS TODAY!

GSA CONTRACT Listed in blue



Collaborate Your Way



NBF SIGNATURE SERIES AT WORK COLLECTION

Keep everyone engaged during meetings and presentations with fan-shaped media tables and standing-height collaboration islands. Choose the style to best fit your needs.

- 1½" thick top with Melamine laminate and 2mm edge band
 - Brushed Nickel powdercoat finish steel frame with perforated end panels
 - Leg levelers adjust for uneven floors
 - Meets Greenguard® certified indoor air quality standards
- ✂ Assembly required

MEDIA TABLE — Depth tapers from 42" to 33" for clear sight lines. Two power/data ports with two outlets and two USB ports each.

MEDIA CABINET — Three shelves. Sliding front and back doors and grommets for connection access. Place TV (up to 42") on top or attach to included TV mount.

COLLABORATION ISLAND — Four power/data ports with four outlets and four USB ports per side. Cords channel through legs.

KEY NO.	DESCRIPTION	WxDxH	PRICE
A 46298	Media Table	96"x42"x30"	\$619
B 36763	Media Cabinet	42"x19"x35"	519
C 46299	Collaboration Island	72"x37"x42"	729

SHIPS TODAY!

C2 CONFERENCE CHAIR — Mesh back with a 3" thick memory foam seat upholstered in a breathable mesh fabric. Base is nylon in Black. Overall: 25"Wx23"Dx33-37"H. Seat: 19"Wx20"Dx17-21"H.

D 56942(1-6) \$198; (7-14) \$189; (15+) \$179

SHIPS TODAY!

Choose Chair Upholstery Combination:



Gray/Gray (shown) Black/Black Black/Gray

\$2195

45089 — 8' TABLE AND CHAIR SET
Includes: (1) 45077 and (8) 56622

F

G

AS LOW AS
E **\$649**

NBF SIGNATURE
— SERIES —

Expand Your Conference Room Options

AT WORK COLLECTION

Continue to expand your *At Work* office, with coordinating conference room furniture. Sleek style lines and plenty of storage will turn this modern update into a perennial favorite.

- Melamine laminate with 2mm PVC edge band
 - Tables have Brushed Nickel powdercoat finish steel frame with perforated end panels and 3/4" thick tops. 6' table seats 6 people, 8' table seats 6-8
 - Leg levelers adjust for uneven floors
- ✦ Assembly required

KEY NO.	DESCRIPTION	WxDxH	1-2	3+
E 45077	8' Conference Table	96"x42"x29"	\$695	\$649
— 45076	6' Conference Table	72"x36"x29"	619	569
F 36806	Buffet Credenza	72"x24"x36"	619	579

NBF SIGNATURE
— SERIES —

AS LOW AS
\$209 G

HARPER CHAIR — Horizontal stitching and sleek aluminum arms give modern style to this streamlined classic. Comfortable memory foam seat and back are upholstered in PVC-free polyurethane or bonded leather. Assembly required.
Overall: 25"Wx25"Dx39-42"H.

G 56622 (1-5) \$229; (6+) \$209

Choose Color:

 SHIPS TODAY!

Polyurethane:



Stratus (shown) Black (shown) White

— **52412** (1-5) \$229; (6+) \$209

Bonded Leather:

 SHIPS TODAY!



Saddle



 SHIPS TODAY!

CA PROP 65 WARNING

ORDERS: 800-558-1010 | www.NBF.com

187



AS LOW AS
\$1695 A

AT WORK COLLECTION

Sectional conference tables are easier to move and assemble in place. Plus, with so many new and hard-to-find sizes, you're sure to find the perfect fit for your space.

- Melamine laminate top
- Steel base and perforated end panels with Brushed Nickel finish; leveling glides and cable management
- Convenient, built-in power module(s) in 11' and larger tables provide two outlets and two USB ports (one in 11-12', two in 14-16', three in 17-20', four in 21-24')

✂ Assembly required; assemble base and attach top

KEY NO.	DESCRIPTION	WxDxH	1-2	3+
— 45094	8' Extendable Table	95"x48"x30"	\$695	\$679
— 45095	11' Extendable Table	130"x48"x30"	995	979
— 45096	12' Extendable Table	142"x48"x30"	1119	1095
— 45097	14' Extendable Table	166"x48"x30"	1319	1295
— 45098	15' Extendable Table	178"x48"x30"	1419	1395
— 45099	16' Extendable Table	189"x48"x30"	1529	1495
A 45100	17' Extendable Table	201"x48"x30"	1729	1695

SHIPS TODAY!


The Conference Table That Goes to Great Lengths



To view the complete collection
Search: **At Work** @ NBF.com



Each recessed power module pops up to reveal two outlets and two USB ports.



Sections lock together with metal hardware, for a wobble-free worktop.

KEY NO.	DESCRIPTION	WxDxH	1-2	3+
45101	18' Extendable Table	213"x48"x30"	\$1829	\$1795
45102	19' Extendable Table	225"x48"x30"	1929	1895
45103	20' Extendable Table	237"x48"x30"	2029	1995
45104	21' Extendable Table	248"x48"x30"	2139	2095
45105	22' Extendable Table	260"x48"x30"	2239	2195
45106	23' Extendable Table	272"x48"x30"	2339	2295
45107	24' Extendable Table	284"x48"x30"	2439	2395

SHIPS TODAY!

KEY NO.	DESCRIPTION	WxDxH	1-2	3-5	6+
B 36749	Storage Cabinet	36"x19"x43"	\$319	\$309	\$298
C 36806	Buffet Credenza	72"x24"x36"	619	579	—

Choose Color:


 Gray (shown)


 Espresso


 Warm Ash

SHIPS TODAY!

SLEEK MESH-BACK CHAIR — Mesh back and molded foam seat.
Overall: 27"Wx26"Dx38-42"H. Seat: 20½"Wx17-20"H.
D 57506(1-2) \$259; (3+) \$239



B
\$2895



Optional data ports include two outlets and two data cord openings.

NBF SIGNATURE
— SERIES —


A Perfect Fit — Modern Tables In a Multitude of Sizes

TABELLA COLLECTION

Your conference room takes on a fresh look and added capability with this versatile table. Available in a wide array of attractive finishes, this conference table grows to unlimited lengths. Start with a 12' table, then add 4' mid-sections as needed. Smaller tables are also available.

- Thermofused laminate surface resists stains and marring
- 1" top surface with reinforced steel under structure
- 4" wide, steel column-style legs in platinum offer maximum strength and stability
- Mid-section pieces can only be added to 12' or longer tables
- ANSI/BIFMA LEVEL certified; meets e3-2010 furniture sustainability standards
- ✂ Assembly required





\$8895
40976 — CONFERENCE SET
Includes: (1) 40952 and (10) 52350

KEY	WxDxH	NO.	W/O DATA PORTS	NO.	W/ DATA PORTS
RECTANGULAR					
A	6'x3'x30"	40933	\$895	40947	\$995
—	8'x4'x30"	40934	1029	40948	1149
—	10'x4'x30"	40935	1649	40949	1779
—	12'x4'x30"	40936	1729	40950	1879
—	16'x4'x30"	40937	2079	40951	2295
B	20'x4'x30"	40938	2379	40952	2895
—	24'x4'x30"	40939	2795	40953	3449

RACETRACK					
—	6'x3'x30"	40940	\$995	40954	\$1095
—	8'x4'x30"	40941	1195	40955	1349
—	10'x4'x30"	40942	1679	40956	1895
C	12'x4'x30"	40943	1749	40957	1979
—	16'x4'x30"	40944	2149	40958	2449
—	20'x4'x30"	40945	2495	40959	2949
—	24'x4'x30"	40946	2949	40971	3649

ADD-ON MID-SECTION PIECE					
—	4'x4'x30"	40960	\$549	40968	\$659

GSA CONTRACT Listed in blue

Choose Tabletop Finish:



AERO CONFERENCE CHAIR — Thick 4½" seat with mesh back, aluminum frame and five ergonomic adjustments. 300 lb. weight capacity. Assembly required. Overall: 29"Wx19"Dx40–44"H. Seat: 21"Wx19"Dx18–21"H.

D 52350(1–5) \$649; (6–8) \$629; (9+) \$619

NANO MESH-BACK CHAIR — Curved mesh back with aluminum frame and loop arms has four ergonomic adjustments. Assembly required. Overall: 26"Wx27"Dx38–42"H. Seat: 25"Wx20"Dx17–21"H.

E 50032 (1–5) \$589; (6+) \$569

Choose Upholstery:



ACE HIGH-BACK CHAIR — Black leather at an unbeatable price. Assembly required. Overall: 27"Wx25"Dx47–50"H. Seat: 23"Wx19"Dx18–22"H.

F 50453(1–3) \$379; (4+) \$349

SHIPS TODAY! Ace chair.

GSA CONTRACT Listed in blue



\$7990
Complete

ORDER:

50982 — STAMFORD CHAIR SET

Includes: (14) 50819..... \$5859

40984 — 16' CONFERENCE TABLE ... \$2495

(shown in Chestnut Cherry)

A \$2495

NBF SIGNATURE
— SERIES —

**Traditional Style,
Modern Versatility**

HORIZONS COLLECTION

With their solid, handsome demeanor, you might not guess how versatile these traditional tables are. Four-foot-square sections have a unique connection system so it's easy to install or move a large table. Plus, the range of finishes and power and connection pop-up options make these tables remarkably adaptable!

- Genuine maple veneers and solids in four finishes
- Traditional style with elegant base moldings
- Handcrafted, solid-core bases and 2" thick table edge
- One wire grommet per 4' top leads cables into table base (order Charging Accessory pop-ups separately)

✂ Assembly required; unless noted

KEY NO.	DESCRIPTION	WxDxH	PRICE
— 40983	20' Conference Table	240"x48"x30"	\$3095
A 40984	16' Conference Table	192"x48"x30"	2495
B 40985	12' Conference Table	144"x48"x30"	1849
C 40986	8' Conference Table	96"x48"x30"	1295
D 40987	4' Conference Table	48"x48"x30"	679

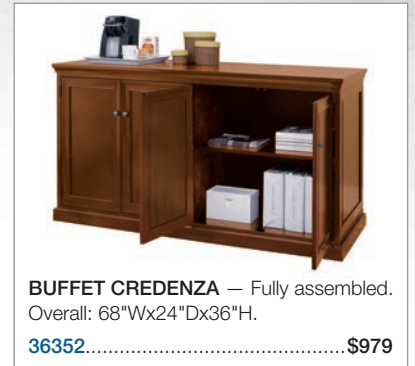
SHIPS TODAY!

GSA CONTRACT Listed in blue

Choose Wood Finish:



Chestnut Cherry (shown) Deep Walnut (shown) Espresso (shown) Gray



BUFFET CREDENZA — Fully assembled.
Overall: 68"Wx24"Dx36"H.

36352.....\$979



CHARGE ACCESSORY — Includes two outlets and two USB ports.
Overall: 4"Wx4"Dx10"H.


E 91738 \$89

STAMFORD FAUX LEATHER CHAIR —


Overall: 28"Wx33"Dx47-50"H. Seat: 22"Wx19"Dx21-24"H.

F 50819(1-3) \$469; (4+) \$439

Choose Stamford Chair Color Combination:



Black/Brunette (shown)
Coordinates w/ Espresso




Chestnut/Tuscany (shown)
Coordinates w/ Chestnut Cherry

STAMFORD FAUX LEATHER GUEST CHAIR — Coordinates with Chestnut Cherry. Overall: 27"Wx29"Dx37"H. Seat: 21"Wx21"Dx19"H.

G 55591 (1-9) \$239; (10+) \$209

KINGSTON FAUX LEATHER CHAIR — Coordinates with Deep Walnut. Overall: 26"Wx32"Dx44-47"H. Seat: 21"Wx18"Dx17-20"H.

H 55605 (1-3) \$395; (4+) \$379



AS LOW AS
F \$439

Match these conference tables with our desk collections:



Chestnut Cherry and Grey matches *Statesman* Collection (Pg. 54-55)



Deep Walnut matches *Pont Lafayette* Collection (Pg. 60-61)



Espresso matches *Fulton* Collection (Pg.64-65)

Save Money When You Buy Complete Sets!

ORDER:

55606 — *KINGSTON* CHAIR SET

Includes: (8) 55605-1..... \$2995
40985 — 12' CONFERENCE TABLE \$1849
(shown in Deep Walnut)



\$4698
Complete

ORDER:

50983 — *STAMFORD* CHAIR SET

Includes: (6) 50819-2..... \$2449
40986 — 8' CONFERENCE TABLE \$1295
(shown in Espresso)



\$3690
Complete

ORDER:

55643 — *STAMFORD* GUEST CHAIR SET

Includes: (4) 55591 \$949
40987 — 4' CONFERENCE TABLE \$679
(shown in Chestnut Cherry)



\$1574
Complete



A \$5449

\$10149

45041 — 18' CONTEMPORARY CONFERENCE SET
Includes: (1) 40686 and (10) 56623

Conference Furniture To Match Your Style

Form and function come together beautifully with quality conference room tables. Lustrous hardwood veneers add a touch of elegance, and the choice of Transitional or Contemporary styles help you project the look you're after.

- Contemporary or Transitional style in choice of finishes
- Durable hardwood veneers over engineered wood core

✂ Assembly required unless noted

CONTEMPORARY CONFERENCE TABLES — Boat-shaped table with 2" thick tabletop accented with a black beveled edge and technology channel.

CONTEMPORARY PRESENTATION BOARD — Wood veneer doors and brass hinges. Magnetic, non-ghosting, dry-erase whiteboard and a tray for supplies. Tackboard inside doors. Fully assembled.

TRANSITIONAL CONFERENCE TABLES — Hardwood veneers, solid wood moldings and apron. Bourbon Cherry available in rectangular shape only with hardwood inlays. Espresso available in boat-shape only.

TRANSITIONAL PRESENTATION BOARD — Hardwood veneer with full-height brass hinges, and a dry erase, no-ghost whiteboard with tray for supplies. Tackboard inside doors. Fully assembled.

CONTEMPORARY AND TRANSITIONAL STORAGE — Each two-door opening has an adjustable shelf. Buffets feature 4 drawers. Fully assembled.

KEY NO.	DESCRIPTION	SEATS	WxDxH	PRICE
CONTEMPORARY STYLE				
— 40684	12' Conference Table	10	144"x54"x30"	\$3749
— 40685	14' Conference Table	12	168"x54"x30"	4395
A 40686	18' Conference Table	14	216"x54"x30"	5449
— 40687	20' Conference Table	16	240"x54"x30"	5949
— 40688	24' Conference Table	18	288"x54"x30"	7249
— 40689	26' Conference Table	20	312"x54"x30"	7795
— 40690	30' Conference Table	22	360"x54"x30"	9249
B 80211	Presentation Board	—	48"x4"x48"	995
C 31671	Low Wall Cabinet	—	72"x19"x30"	1249
D 31561	Buffet	—	72"x22"x36"	2249
TRANSITIONAL STYLE				
E 40016	12' Conference Table	10	144"x54"x30"	\$5295
F 40017	18' Conference Table	14	216"x54"x30"	6549
— 40018	24' Conference Table	18	288"x54"x30"	8449
— 40019	30' Conference Table	22	360"x54"x30"	10595
G 80075	Presentation Board	—	48"x4"x48"	1195
H 36959	Buffet (Espresso)	—	72"x22"x36"	2849
J 36251	Buffet (Cherry)	—	72"x22"x36"	2849

Choose Contemporary Finish:



Sierra Cherry (shown)



Mahogany

Transitional Finishes:



Bourbon Cherry Rectangular (shown)



Espresso Boat-shaped (shown)



\$11695

45042 — 12' TRANSITIONAL
CONFERENCE ROOM SET
Includes: (1) 40016, (1) 80075,
(1) 36251 and (7) 52405

\$11695

86040 — 18' TRANSITIONAL
CONFERENCE ROOM SET
Includes: (1) 40017, (1) 80075
and (9) 52008

F \$6549



Order Individually or Choose a Complete Set Below

12' Table with 10 chairs

45043 — TRANSITIONAL (40016 & 52405).....\$8895

45044 — CONTEMPORARY (40684 & 56623)8349

14' Table with 12 chairs

45045 — CONTEMPORARY (40685 & 56623).....\$9849

18' Table with 14 chairs

45047 — TRANSITIONAL (40017 & 52405)\$11649

45046 — CONTEMPORARY (40686 & 56623).....11995

20' Table with 16 chairs

45048 — CONTEMPORARY (40687 & 56623).....\$13349

24' Table with 18 chairs

45049 — TRANSITIONAL — (40018 & 52405)\$15149

45050 — CONTEMPORARY (40688 & 56623)15595

26' Table with 20 chairs

45051 — CONTEMPORARY (40689 & 56623).....\$17049

30' Table with 22 chairs

45052 — TRANSITIONAL (40019 & 52405)\$18749

45053 — CONTEMPORARY (40690 & 56623)19449

MESH-BACK CHAIR — Fabric seat, Black mesh back and aluminum base.
Supports 300 lbs. Assembly required. Overall: 26–27"Wx23–25"Dx38–42"H.
Seat: 18–20"Wx18–20"Dx17–21"H.

K 56623\$479

Choose Mesh-Back Chair Upholstery:



Latte (shown) Sprout Oasis Pepper Jet

LEATHER CONFERENCE CHAIR — Top-grain leather with chrome frame.
Matching vinyl on sides and back. Overall: 25"Wx31"Dx39–42"H.
Seat: 20"Wx19"Dx20–23"H.

L 52008\$479

EXECUTIVE CONFERENCE CHAIR — Leather covered seat and back
with vinyl upholstered non-contact surfaces. Assembly required.
Overall: 27"Wx28"Dx40–44"H. Seat: 20"Wx19"Dx18–23"H.

M 52405\$389



J **\$1595**

Excellent Value Takes Shape in Handcrafted Hardwood Groupings

Fine-looking rooms begin with quality materials and craftsmanship. Great chairs with a matching finish add flair and cohesiveness. Assembly required.

CHAIRS — The Matrex seat support system delivers hours of comfort. 100% recycled fabric upholstery is available in print or solid. Chairs are made of solid oak with oak veneers, with a 5-step hand-rubbed finish. Tufted, angled-arm and tapered-arm chair seats: 21"Wx19"Dx19"H. Round-back chair seat: 21"Wx18"Dx19"H.




K **\$1169**

KEY DESCRIPTION	SOLID	1-5	6+	PRINT	1-5	6+
A Angled-Arm Chair	52312	\$289	\$279	52314	\$309	\$298
B Mobile Angled-Arm Chair	52313	298	289	52315	319	309
C Tapered-Arm Chair	52316	289	279	52318	309	298
D Mobile Tapered-Arm Chair	52317	298	289	52319	319	309
E Round-Back Chair	52320	309	298	52322	319	309
F Mobile Round-Back Chair	52321	319	309	52323	329	319
G Tufted Chair	52324	289	279	52326	298	289
H Mobile Tufted Chair	52325	298	289	52327	309	298


GSA CONTRACT Listed in blue

Choose Upholstery:


Solid Fabric



Print Fabric



Choose Finish:





\$1169^L

TABLES — 5-step hand-rubbed finish resists scratching. 1¼" thick, solid oak tabletop has a wood bullnose edge. Oak veneers on a trestle base.

KEY NO.	WxDxH	SEATS	PRICE
BOAT-SHAPED TABLES			
— 40634	60"x36"x30"	6	\$839
— 40635	72"x36"x30"	6	939
— 40636	96"x42"x30"	6-8	1295
J 40637	120"x46"x30"	8-10	1595
OCTAGONAL TABLES			
— 40795	60"x36"x30"	6	\$829
— 40796	72"x36"x30"	6	839
K 40793	96"x42"x30"	6-8	1169
— 40794	120"x46"x30"	8-10	1595
OVAL TABLES			
— 40626	60"x36"x30"	6	\$929
— 40627	72"x36"x30"	6	939
L 40628	96"x42"x30"	6-8	1169
— 40629	120"x46"x30"	8-10	1849
CURVED-END TABLES			
— 40630	60"x36"x30"	6	\$929
M 40631	72"x36"x30"	6	939
— 40632	96"x42"x30"	6-8	1395
— 40633	120"x46"x30"	8-10	1749



\$939^M

GSA CONTRACT Listed in blue

Choose Finish:



Medium Oak (shown) Mahogany (shown) Cherry (shown)



Walnut Natural Black

A **\$995**



Great Value and Design Choices

Create a pleasant, coordinated working atmosphere when you choose the tabletop finish and table shape to complement your room.

- Laminate tops have scratch resistant finish in choice of eight colors
- 1½" thick tabletops with T-mold edge sit on steel bases (two bases for 6' and 8', three for 10' tables)
- 14 gauge steel legs, bases are 13" wide
- Wire management grommets control clutter
- ✂ Assembly required

KEY NO.	DESCRIPTION	WxDxH	PRICE
— 40582	6' Boat-Shaped	72"x36"x29"	\$969
A 40583	8' Boat-Shaped	96"x48"x29"	995
— 40584	10' Boat-Shaped	120"x48"x29"	1495
B 40864	6' Rectangular	72"x36"x29"	1059
— 40865	8' Rectangular	96"x48"x29"	1149
— 40866	10' Rectangular	120"x48"x29"	1549

Rectangular vs. Boat-shaped Tables:

Rectangular Table:




Choose a rectangular table to create a hierarchal structure with the leader at the head of the table. The rectangle also provides ample room for papers and notes.

Boat-Shaped Table:



Because a boat-shape narrows at the two ends allowing everyone at the table to see each other, it's the perfect choice for more collaborative settings.

Choose Table Top Finish:





AS LOW AS
G \$159



HIGH-BACK CHAIR — Built-in lumbar support and a waterfall front. Assembly required.
Overall: 25"Wx24"Dx41-45"H. Seat: 20"Wx20"Dx17-21"H.
E 52080 (1-7) \$198; (8-12) \$189; (13+) \$179

Choose Fabric:




Pewter (shown) Crimson Ebony

MID-BACK CHAIR — Mesh back with memory foam seat and adjustments include a seat slider. Assembly required.
Overall: 25"Wx26"Dx37-41"H. Seat: 21"Wx21"Dx18-22"H.

F 56043 (1-5) \$229; (6-10) \$219;
..... (11-15) \$209; (16+) \$198

Choose Mesh/Fabric:



Black (shown) Silver Blue

TASK CHAIR — Mesh back with memory foam seat in choice of fabric or faux leather. Assembly required.
Overall: 24"Wx24"Dx36-40"H. Seat: 20"Wx20"Dx18-22"H.

— **56398** (fabric seat) (1-3) \$169; (4+) \$159
G 56399 (faux leather seat) (1-3) \$169; (4+) \$159

Choose Upholstery:

Faux Leather



Black (shown) Sage (shown)

Fabric



Moonbeam Jet Blue Chip



Tables and Chairs That Ship Today, at Fantastic Prices!

ENCOMPASS COLLECTION

Outfit an entire conference room fast and under budget. Durable laminate in two contemporary colors at an unbeatable price makes these tables an easy choice. Pair them with your choice of comfy chair to make your conference room stand out!

- Scratch resistant laminate with profile edge banding
- Curved bases with leveling glides
- 6' table seats 6, 8' table seats 8

✂ Assembly required

KEY NO.	DESCRIPTION	WxDxH	PRICE
C 45109	6' Oval Table	72"x36"x30"	\$395
D 45111	8' Oval Table	96"x44"x30"	429

SHIPS TODAY!

Choose Laminate Finish:



Espresso (shown) Cherry (shown) Stone Walnut

SHIPS TODAY!

GSA CONTRACT Listed in blue

A Professional Look at an Economical Price



AS LOW AS
A \$298



CONTEMPORARY COLLECTION

Kick your meetings into high gear with a strong table, ample storage, and comfortable seating and a focal point for presentations and brainstorming. Super prices and fast shipping, too!

- Rich, laminate finishes in four colors resist bumps and scrapes
- Meets Greenguard certified indoor air quality standards

✂ Assembly required unless noted

TABLES — Choose a racetrack or round table. Each has a 1" thick tabletop. Sturdy slab base provides plenty of leg room.

STORAGE CABINETS — Locking cabinets offer ample storage space. Mixed storage cabinet is fully assembled.

CREDENZA — Full-extension file drawers lock securely; wire management grommets keep your room neat. Pedestals are fully assembled.


LATERAL FILE — Locking drawers hold legal and letter sized files. Fully assembled.

PRESENTATION BOARD — Presentation board opens to reveal a whiteboard and fabric-covered tackboards on each door.

KEY NO.	DESCRIPTION	WxDxH	1-4	5+
A 40851	48" Round Table	48"dia.x30"	\$309	\$298
— 40852	42" Round Table	42"dia.x30"	269	259
— 40848	6' Racetrack Table	71"x36"x30"	419	395
B 40849	8' Racetrack Table	95"x44"x30"	449	429
— 40850	10' Racetrack Table	120"x48"x30"	539	519
C 31632	Storage Cabinet	36"x22"x30"	349	339
D 15775	Credenza	71"x24"x30"	729	695
E 30520	Lateral File	36"x22"x30"	439	419
F 36298	Mixed Storage Cabinet	36"x22"x30"	369	359
G 80267	Presentation Board	48"x4"x48"	439	419
H 32781	30"H Bookcase	32"x14"x30"	179	169
J 32751	71"H Bookcase	32"x14"x71"	279	269

SHIPS TODAY!

Choose Laminate Finish:



MESH CHAIR — Black mesh fabric seat and mesh back, adjustable arms. Overall: 25"Wx22"Dx37"H.
Seat: 19"Wx17"Dx16-20"H.

K 56813 (1-2) \$239; (3-5) \$229; (6+) \$209

CONFERENCE CHAIR — Black mesh back and fabric seat, aluminum base. Overall: 24"Wx24"Dx41"H.
Seat: 20"Wx18"Dx17-21"H.

L 56735 (1-5) \$259; (6+) \$249



efficient

Make your meeting areas more inviting, with attractive tables and comfortable chairs.

- Scratch-resistant laminate over solid MDF in Cherry or Espresso with matching edge band
- Panel base with leveling glides is curved on the round table, flat on the rectangle table

✂ Assembly required

KEY NO.	DESCRIPTION	WxDxH	PRICE
M 45112	8' Rectangle Table	96"x44"x29"	\$395
N 45108	48" Round Table	48"dia.x29"	298

OPEN-BACK CHAIR — Cherry or Espresso solid wood frame, arms and trim with Black faux leather upholstery. Overall: 23"Wx24"Dx32"H. Seat: 22"Wx20"D19"H.

P 52018(1-3) \$198; (4+) \$189

SHIPS TODAY!

NBF SIGNATURE
— SERIES —

STERLING COLLECTION

HIGH-BACK CHAIR — Black faux leather with contrasting stitching, and Black or Silver frame. Meets Greenguard certified indoor air quality standards. Assembly required. Overall: 26"Wx29"Dx43-47"H. Seat: 20"Wx18"Dx20-24"H.

Q 50836(1-5) \$219; (6+) \$198

SHIPS TODAY!



M \$395

Q



N \$298

AS LOW AS
\$189 P



AS LOW AS
c \$309

NBF SIGNATURE
— SERIES —

Tables for Every Need

AT WORK COLLECTION



The variety of choices in table shape, size and height make our popular *At Work* collection tables just the thing for all the places you might need a surface to work, meet or teach. A contemporary color combination and industrial look is both understated and appealing.

- Melamine laminate tops in your choice of three colors
- Sturdy steel legs and frames with Brushed Nickel finish
- Perforated modesty panels
- ✂ Assembly required

STANDARD TABLES — Choose from seated-height, standing-height or round; with ¾" thick floating tops and 1¼" square steel legs. 1 grommet in 48" tables, 2 grommets in larger tables.

FLIP-TOP TABLES — Mobile tables are perfect for training and conference rooms. Has flip-up top with 2mm protective edging, modesty panels and four locking casters. 48"W table seats one, 60" and 72"W tables seat one or two.

ORGANIZER — Storage shelves and wire management provide for a clutter-free, organized worksurface.

ROUND TABLE — Conference table with ¾" thick top and leveling glides.

BOOKCASE — With three shelves, two adjustable and a fully finished back. Each shelf has a 45 lb weight capacity, evenly distributed.

NEX CHAIR — From small meetings to large-group presentations, make seating setup quick and easy with this portable nesting chair. They're super comfortable too, with a flexible pivoting mesh back and memory foam seat. Chair without arms overall: 19"Wx22"Dx35"H; Chair with arms overall: 23½"Wx23"Dx34½"H. Seat: 18"Wx19"Dx19"H.

A 51657 (w/o arms)(1-11) **\$159**; (12-25) **\$149**; (26+) **\$139**
— 51659 (w/ arms)(1-11) **\$179**; (12-25) **\$169**; (26+) **\$159**

SHIPS TODAY!

Choose Color:



Blue Chip/
Silver (shown) Jet Black/
Silver Moon Beam/
Black Deep Red/
Black



AS LOW AS
\$295 ^K



KEY NO.	DESCRIPTION	WxDxH	1-2	3-5	6+
STANDARD TABLES					
B 14424	48"W Standing-Height Table	48"x24"x42"	\$359	\$349	\$339
- 14425	60"W Standing-Height Table	60"x30"x42"	509	495	489
- 46283	60"W Table	60"x24"x30"	279	269	259
C 46372	60"W Table w/ Modesty Panel	60"x24"x30"	329	319	309
D 46286	72"Wx20"D Table	72"x20"x30"	339	329	309
E 46285	72"Wx30"D Table	72"x30"x30"	409	395	389
- 36751	60"W Organizer	60"x10"x12"	219	209	198
F 36752	72"W Organizer	72"x10"x12"	229	219	209
G 45075	Round Table	42"dia.x30"	379	369	359
H 32161	Bookcase	37"x19"x43"	249	239	219

KEY NO.	DESCRIPTION	WxDxH	1-6	7-12	13+
FLIP-TOP TABLES					
J 46926	48"W Flip-Top Table	48"x24"x30"	\$279	\$269	\$259
K 46927	60"W Flip-Top Table	60"x24"x30"	319	309	295
L 46928	72"W Flip-Top Table	72"x24"x30"	369	359	349

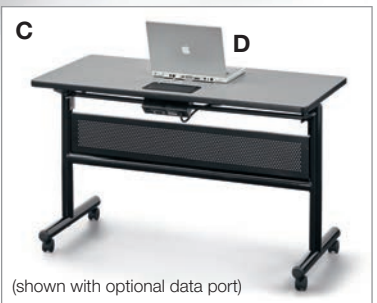
SHIPS TODAY!

Choose Color:





AS LOW AS
A \$198



Easy to Move and Easy on Your Budget

MERIT COLLECTION

Flip-top tables offer the convenience of portability and compact storage; and fixed tables are great for longer-term setups. Add the optional data port and you're ready to begin class!

- Steel T-base legs with black powdercoat finish
 - Easy-to-clean laminate top is available in four colors
 - Optional data port (2 outlets, 1 ethernet, USB and phone port)
- ✂ Assembly required


FIXED TABLES — Fixed tables have leveling glides to ensure a steady work surface.

FLIP-TOP TABLES — Tables flip up on a spring-loaded hinge, roll into place, and nest for compact storage. When in use, locking casters keep them in place.

DATA PORT — Must order with table. Custom made, non-returnable.

KEY NO.	WxDxH	1-3	4-6	7+
FIXED TABLES				
— 41808	48"x24"x29"	\$195	\$169	\$159
A 41809	60"x24"x29"	239	209	198
— 41810	72"x24"x29"	289	269	259
FLIP-TOP TABLES				
— 41811	48"x24"x29"	\$339	\$298	\$279
— 41812	60"x24"x29"	359	319	298
B 41813	72"x24"x29"	449	409	389
FLIP-TOP TABLES W/ MODESTY PANEL				
C 41814	48"x24"x29"	\$379	\$349	\$319
— 41815	60"x24"x29"	395	369	349
— 41816	72"x24"x29"	479	449	419
DATA PORT				
D 82067	9"x6"x4"	\$169	—	—

Choose Laminate Finish:



LINEAR NESTING CHAIR — Memory foam seat with fabric upholstery, vertical mesh back, Titanium frame finish.
Overall: 25"Wx24"Dx33"H. Seat: 18"Wx19"Dx20"H.

E 51528(2-4) \$179; (6-12) \$169; (14+) \$159

GSA CONTRACT Listed in blue



AS LOW AS
G \$419

Unobstructed Views with Tiered Tables and Seating


Create a theater set-up in your training room with adjustable-height tables and seating that give everyone a good view. Tables adjust from 29" to 45" height, flip-top design makes for convenient, space-saving storage.

- High-pressure laminate surfaces on 1" thick solid core tops
- Tough powdercoat finish on frames
- Black vinyl edge protects tables from bumps and scrapes
- 2" locking casters make set-up a breeze
- Each table supports up to 300 lbs.

✂ Assembly required

KEY NO.	WxDxH	1	2-4	5-9	10+
F 41610	60"x24"x29-45"	\$449	\$419	\$395	\$389
G 41611	72"x24"x29-45"	469	449	429	419

Choose Laminate Top:



Gray Nebula (shown) Amber Cherry (shown) Graphite Nebula Antique Brush

PERSPECTIVE MID-BACK MESH CHAIR —

Overall: 25"Wx26"Dx37-41"H. Seat: 21"Wx21"Dx18-22"H.

H 56043 (1-5) \$229; (6-10) \$219; (11-15) \$209; (16+) \$198

PERSPECTIVE MESH STOOL —

Overall: 25"Wx25"Dx44-53"H. Seat: 21"Wx21"Dx24-33"H.

J 56045 (1-5) \$249; (6-10) \$239; (11-15) \$215; (16+) \$205

MATTE GLASS WHITEBOARD —

Glass writing surface. Mounting hardware included. Overall: 48"Wx48"H.

K 80311 (1-2) \$495; (3+) \$479

SHIPS TODAY! Chairs

GSA CONTRACT Listed in blue



AS LOW AS
F \$389

Set tables to the heights you'll need and roll easily into place. Flip-top offers convenient, nesting storage.





AS LOW AS
\$289 A

B

AS LOW AS
\$159 EA E

Ships 2
per carton



Top surface drops down easily with the flip of a lever.

Set Up Your Training Room with Flip-Top Ease


Setting up a meeting is a snap with these flip-top tables. Simply roll the table into place, and flip up the top. Breakdown is just as easy. Tabletop drops down with the touch of a lever, and nest for space-saving storage.

- Laminate surface resists scratches and stains
- Black powdercoat finished frame and perforated modesty panel for contemporary all-purpose look
- All-steel frame is built to last
- Wire-management grommets keep tables free from clutter, cable trough in modesty panel keeps wires out of traffic
- Table rolls smoothly on 2" casters (two lock)

✂ Assembly required

KEY NO.	DESCRIPTION	WxDxH	1-7	8-13	14+
A 41497	36"W Nesting Table	36"x24"x30"	\$319	\$298	\$289
B 41496	60"W Nesting Table	60"x24"x30"	439	419	395
C 41495	72"W Nesting Table	72"x24"x30"	469	439	429
D 41498	Half-Round Table	48"dia.x30"	339	319	309

Laminate Finishes:



Mahogany (shown)

Teak (shown)

NESTING CHAIR — Seat folds for convenient horizontal nesting. Overall: 24"Wx24"Dx37"H. Seat: 18"Wx19"Dx19"H. Ships two per carton.

E 51326 (2-12) \$175; (14-20) \$169; (22-28) \$165; (30+) \$159

SHIPS TODAY! Except 41498

GSA CONTRACT Listed in blue



D

\$1495

41499 — OVAL SET

Includes: (2) 41495 and (2) 41498

Create a conference table with two nesting tables and two half-round tables.



\$2495

41500 — SQUARE SET

Includes: (6) 41495



AS LOW AS
\$439^F

NBF SIGNATURE
— SERIES —

Fast Set-Up, Limitless Possibilities

QUIKFLIP COLLECTION


From small training rooms to large boardrooms, these simple yet sophisticated tables set-up in just minutes. Table surfaces flip up and secure for use, then break down with the touch of a lever. All tables nest for compact storage.

- Durable, high-pressure laminate surfaces hold up to years of use
- Steel frame, legs and modesty panel in Black or Silver powdercoat finish
- Sleek, contemporary base is designed for compact nesting
- Transition table provides flexibility for multiple configurations
- Built-in cable trough in modesty panel
- Each table includes ganging kit and four locking casters
- Meets ANSI/BIFMA safety standards

✂ Assembly required

KEY NO.	DESCRIPTION	WXDXH	1-7	8-13	14+
F	41508 48"W Nesting Table	48"x24"x29"	\$479	\$459	\$439
—	41509 60"W Nesting Table	60"x24"x29"	549	529	519
G	41510 72"W Nesting Table	72"x24"x29"	589	569	549
H	41511 Transition Table	48"x24"x29"	589	569	549

Laminate Finishes:



Base Finishes:

MID-BACK NESTING CHAIR — Seat folds for convenient horizontal nesting. Overall: 22"Wx25"Dx36"H. Seat: 18"Wx17"Dx19"H. Fully assembled. Ships two per carton.

J 52351 (2-10) \$239; (12-16) \$229; (18+) \$219



Top surface flips down with the touch of a lever.



\$2749

41545 — "V" TABLE SET
Includes: (4) 41510
and (1) 41511



\$4095

41546 — TRAINING SET
Includes: (3) 41510, (3) 41511 and (2) 41508

SHIPS TODAY! Silver frames arrive in 2-4 weeks.



AS LOW AS
A \$579

NBF SIGNATURE
— SERIES —

FLEX COLLECTION

Set-up is quick with our stylish Flex Collection tables. At the touch of a lever, the top flips down into place. Afterward, simply lift up the top, and nest the tables for easy storage. Tables include ganging kit. Choose from eight attractive top colors.

- High-pressure laminate surfaces hold-up best for long-term use
 - Sturdy steel frame and modesty panel in silver finish
 - Built-in wire trough in modesty panel and 3" locking casters
 - Tables meet ANSI/BIFMA safety standards and are Green Leaf VOC+ certified
- ✂ Assembly required

Chairs That Keep Their Attention



Meeting participants will be involved and focused when they are seated in these comfortable, high-quality mesh-back chairs.

- Contoured seats with Black fabric upholstery and titanium frame
 - Nesting chair is mobile and nests for easy storage; stacking chair stacks 4 high
- ✂ Assembly required

STACKING CHAIR — Overall: 26"Wx24"Dx37"H.

C 56850 (1-3) **\$165**; (4-5) **\$155**; (6-10) **\$149**; (11+) **\$139**

NESTING CHAIR — Overall: 24"Wx24"Dx37"H.

D 51326 (2-12) **\$175**; (14-20) **\$169**; (22-28) **\$165**; (30+) **\$159**

SHIPS TODAY!

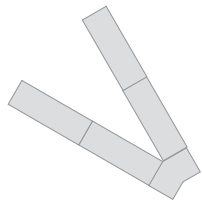
GSA CONTRACT Listed in blue

Our Best Training Tables


Easiest Set-up. Modern Style. 8 Color Choices.



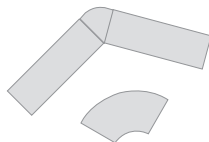
Popular Configurations:



\$2895
41520
V SET
Includes:
(4) 41512
and (1) 41517



\$2995
41519
SQUARE SET
Includes:
(4) 41512 and
(4) 91712



\$1895
41521
TRAINING SET
Includes:
(2) 41512,
(1) 91711 and
(1) 41516



Knife-style vinyl edge adds a modern look and protects tops. Edge color matches base for a unified look.




Modesty panel features built-in cable management to keep wires neat and out of the way.

KEY NO.	DESCRIPTION	WxDxH	1-7	8-13	14+
A	41512 Rectangular Table	72"x24"x29"	\$619	\$595	\$579
—	41513 Rectangular Table	60"x24"x29"	569	539	519
—	41514 Rectangular Table	48"x24"x29"	519	495	489
—	41516 Crescent Table	67"x24"x29"	579	569	539
—	41517 Transition Table	48"x24"x29"	579	559	529
B	91710 30° Pie Connector	15"x24"	169	159	149
—	91711 60° Pie Connector	24"x24"	185	169	159
—	91712 90° Pie Connector	32"x24"	195	185	169

GSA CONTRACT Listed in blue

Choose Top Color:



Height-Adjustable, Mobile and Built to Last



AS LOW AS
\$279^A

Find endless collaboration configurations on NBF.com **Search: Agile**



\$1349
46884 — TRAPEZOID TABLE SET
Includes: (6) 46879

View additional Nex
chair colors on NBF.com



\$1095
46885 — CURVE TABLE SET
Includes: (4) 46881



AGILE COLLECTION

Built to last, these adjustable-height tables give you rugged longevity plus agile mobility. Premium quality construction makes them easy to assemble too!


- 1" thick HP laminate tops with soft vinyl edge banding and particle board core
 - 2" round adjustable legs with non-marring, hard-plastic, lockable casters
 - Greenguard® certified; made in the USA
- ✂ Assembly required; attach legs

KEY NO.	DESCRIPTION	WxDxH	1-4	5+
— 46873	48"W Rectangular Table	48"x24"x30-39"	\$259	\$239
— 46874	60"W Rectangular Table	60"x24"x30-39"	289	269
A 46875	72"W Rectangular Table	72"x24"x30-39"	298	279
— 46876	48"W Rectangular Table	48"x30"x30-39"	269	249
— 46877	60"W Rectangular Table	60"x30"x30-39"	298	279
— 46878	72"W Rectangular Table	72"x30"x30-39"	309	289
B 46879	Trapezoid Table	48"x24"x30-39"	249	229
C 46880	Petal Table	60"x30"x30-39"	298	279
D 46881	Curve Table	60"x30"x30-39"	309	289
E 46882	Drift Table	54"x54"x30-39"	359	339

Choose Laminate:



Choose Frame:



PERSPECTIVE MID-BACK CHAIR — Memory foam seat, 11 ergonomic adjustments. Overall: 25"Wx26"Dx38-41"H. Seat: 21"Wx21"Dx18-22"H.

F 56043 (1-5) \$229; (6-10) \$219; (11-15) \$209; (16+) \$198

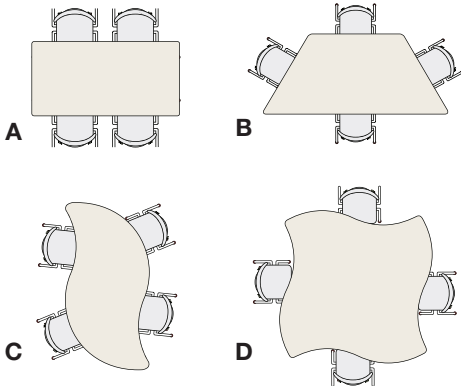
NEX NESTING CHAIR — Flip-up seat and four casters give you compact, mobile nesting storage. Overall: 23"Wx23"Dx35"H. Seat: 18"Wx19"Dx20"H.

G 51659 (1-11) \$179; (12-25) \$169; (26+) \$159

GSA CONTRACT Listed in blue

\$1649
46883 — RECTANGULAR TABLE SET
Includes: (6) 46875

Collaborative Shapes:



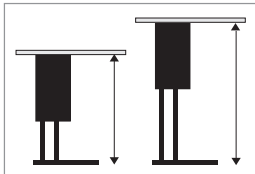
AS LOW AS
D \$289



AS LOW AS
B \$369

“ Perfect table for the job! ”

—Pauletti



Height adjusts from 25–32" for changing tasks.

Setup Meetings with Ease

These stylish tables fit many applications. They're easy to set up and take down, and stand up to heavy use. The design leaves plenty of leg room, which makes them a meeting favorite.

- Tough, high-pressure laminate on top and sides
- Unique reverse beveled edge detail
- 18-gauge steel legs, 2¼" steel apron and ¾" top
- Legs fold for storage and adjust table height from 25–32" with the push of a button

✂ Fully assembled

— 41200 — CASTER KIT optional, locks.....\$36.95

KEY NO.	WxDxH	1	2-3	4+
A 41191	60"x18"x25–32"	\$359	\$339	\$319
— 41192	72"x18"x25–33"	389	369	349
— 41193	96"x18"x25–32"	419	395	379
— 41194	60"x20"x25–32"	389	369	349
— 41195	72"x20"x25–33"	409	389	369
— 41196	96"x20"x25–32"	419	395	379
B 41197	60"x24"x25–32"	409	389	369
— 41198	72"x24"x25–32"	419	395	379
— 41199	96"x24"x25–32"	519	495	479

GSA CONTRACT Listed in blue



AS LOW AS
A \$319



Choose Top/Side & Frame Combination:



Wild Cherry/Black (shown) Graphite Nebula/Black (shown) Red/Black* Black/Black



Hunter Green/Black Mahogany/Black Quartered Oak/Black Walnut/Black*



Gray Nebula/Gray Blue/Gray Dove Gray/Gray Marigold/Gray



White/Gray Teak/Brown English Oak/Brown

*Except 41193 in Red/Black and 41196 & 41197 in Walnut/Black



AS LOW AS
\$79^{EA C}
Ships 4
per carton

NBF SIGNATURE
—SERIES—

Stackable Seating with Style

CELESTE COLLECTION

Retro at its best, *Celeste* stack chairs feature open wing arms, a low-profile back and gentle curves for comfort and timeless style.

- One-piece molded polypropylene and chrome legs with levelers
- Choose from four stylish colors: Denim Blue, White, Dark Gray and Olive Green
- Stacks 20 high when not in use
- ✂ Fully assembled; ships four of one color per carton

STACK CHAIR —

Overall: 24"Wx22"Dx31"H. Seat: 16"Wx17"Dx17½"H.

C 51046 (4–16) **\$89**; (20+) **\$79**

SHIPS TODAY!

GSA CONTRACT Listed in blue



Easy to move and stack, these stylish chairs update any breakroom, commons or lounge.

NBF SIGNATURE
—SERIES—

Modern Stack Chairs in Mesh or Poly

FACET COLLECTION

A solid steel frame makes this stack chair stronger than its hollow-tube frame counterparts. Great for training rooms, its sleek styling also works well in reception areas and breakrooms.

- Black polypropylene seat with polypropylene or Black mesh back
- 11 mm solid-steel sled base with chrome finish and ganging clips
- Stacks 20 high when not in use
- ✂ Fully assembled; ships four per carton

STACK CHAIR —

Overall: 22"Wx22"Dx32"H. Seat: 17"Wx18"Dx18½"H.

D 51048 (mesh back) (4–16) **\$89**; (20+) **\$79**

E 51047 (all poly) (4–16) **\$79**; (20+) **\$69**

SHIPS TODAY!

GSA CONTRACT Listed in blue



AS LOW AS
\$79^{EA D}
Ships 4
per carton



Ganging clips keep chairs perfectly aligned for neat and tidy row setups.



D
Moonbeam/Black



C
Black Polyurethane/Silver

A
Blue Chip/Silver



B
Deep Red/Black

AS LOW AS
\$189^D
Jet/Silver



NEX COLLECTION

Nesting chairs make training room set-up quick and easy. With three styles, including a convenient tablet arm option, you'll find the perfect chair for all your training needs.

- Pivoting mesh back and 3" thick fabric or polyurethane upholstered memory foam seat
- Poly casters for carpet and hard floor use
- Steel frame with powdercoat finish in Silver or Black
- Ships two per carton, one of five color combinations per carton
- Seat dimensions: 18"Wx19"Dx19"H

ARMLESS NESTING CHAIR — Fully assembled.
Overall: 19"Wx22"Dx35"H.

- A** 51657 (fabric).....(2-10) **\$159**; (12-24) **\$149**; (26+) **\$139**
- 51656 (polyurethane).....(2-10) **\$159**; (12-24) **\$149**; (26+) **\$139**

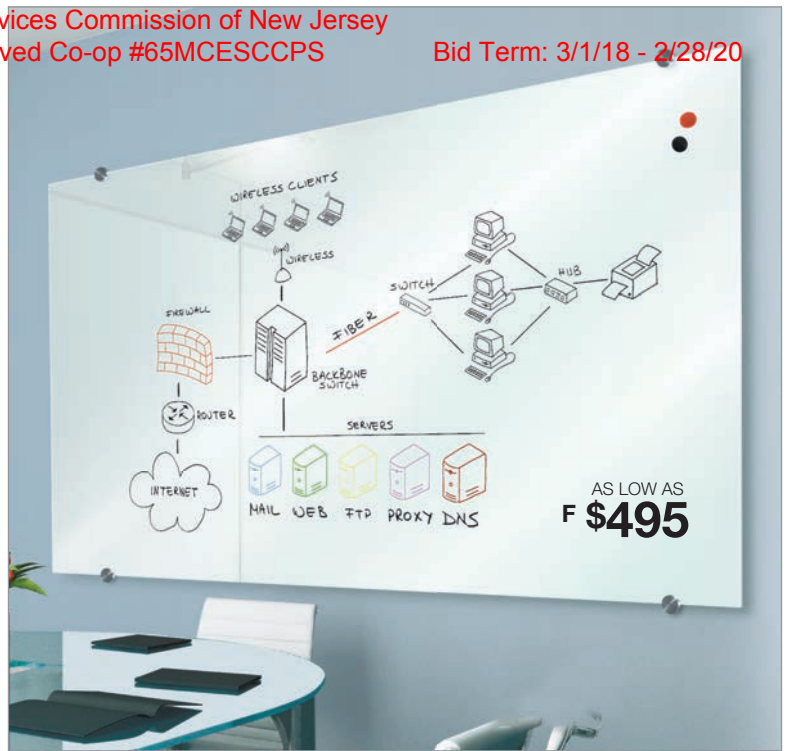
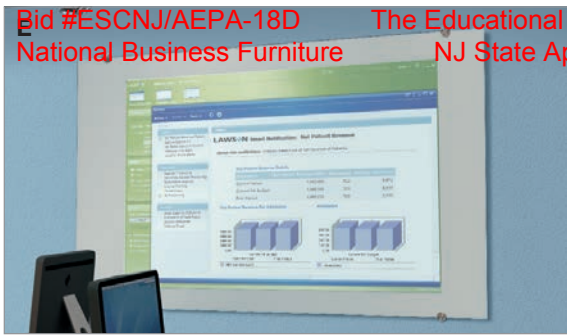
NESTING CHAIR W/ ARMS — Assembly required; attach poly arms.
Overall: 23"Wx23"Dx35"H.

- B** 51659 (fabric).....(2-10) **\$179**; (12-24) **\$169**; (26+) **\$159**
- C** 51658 (polyurethane).....(2-10) **\$179**; (12-24) **\$169**; (26+) **\$159**

NESTING CHAIR W/ TABLET — Gray laminate tablet flips up/down on right side (17"Wx10"D). Assembly required; attach poly arms.
Overall: 26"Wx31"Dx35"H.

- D** 51661 (fabric).....(2-10) **\$209**; (12-24) **\$198**; (26+) **\$189**
- 51660 (polyurethane).....(2-10) **\$209**; (12-24) **\$198**; (26+) **\$189**

SHIPS TODAY!



Stunning Glass Boards for Offices, Meeting and Training Rooms

For a simple, ultra-modern expression, borderless and seamless glass boards really make the grade. They are incredibly versatile, undeniably good-looking and will not warp.

- 1/8" thick beveled glass over painted magnetic steel back
- Use with rare earth magnets, two included
- Accepts whiteboard makers and grease pencils
- Meets Greenguard certified indoor air quality standards
- ✦ Mount with round brackets (provided)

MATTE BOARDS — Use for projection and writing.

GLOSSY BOARDS — Use as a writing surface.

KEY NO.	DESCRIPTION	WxDxH	1-2	3+
E 80310	6'Wx4'H Matte Board	72"x1"x48"	\$719	\$695
— 80311	4'Wx4'H Matte Board	48"x1"x48"	495	479
— 80309	8'Wx4'H Glossy Board	96"x1"x48"	619	595
F 80308	6'Wx4'H Glossy Board	72"x1"x48"	519	495
— 80307	4'Wx3'H Glossy Board	48"x1"x36"	279	259
— 80306	3'Wx2'H Glossy Board	36"x1"x24"	249	219

SHIPS TODAY! Glossy boards.



Glossy finish



Matte finish

De-Clutter Your Conference Room

Part of the refined Napa Collection, this wall-mount presentation board adds elegance to conference areas with its rich woodgrain surfaces and doors that open to reveal a dry-erase whiteboard and two fabric tackboards.

- Woodgrain laminated cabinet and doors with 3mm PVC edge band
- Dry-erase whiteboard and two fabric tackboards inside
- ✦ Fully assembled


WALL-MOUNT PRESENTATION BOARD —

G 80567 (1-4) \$369; (5+) \$359

Choose Color:



Cherry (shown) Mahogany (shown) Urban Walnut



Espresso Maple



AS LOW AS
G \$359

Doors close for additional space when not use.

As shown
A \$339

Porcelain Whiteboards Provide Better Visibility

You can be sure that what you write will be seen clearly and easily on this low-gloss, high-contrast whiteboard surface.

- Laminate surface on a strong substrate that resists moisture and warping
- Magnetic surface so you can tack up papers
- Full-length marker tray; aluminum frame boards also have full-length map rail
- Meets Greenguard® certified indoor air quality standards
- ✦ Fully assembled; includes all installation hardware

WxH	ALUMINUM FRAME			WOOD FRAME		
	KEY NO.	1-2	3+	KEY NO.	1-2	3+
3'x2'	— 80248	\$129	\$109	— 80252	\$159	\$139
4'x4'	— 80249	239	219	— 80253	298	279
6'x4'	A 80250	369	339	B 80254	419	395
8'x4'	— 80251	449	419	— 80255	469	439

SHIPS TODAY! Aluminum frames.

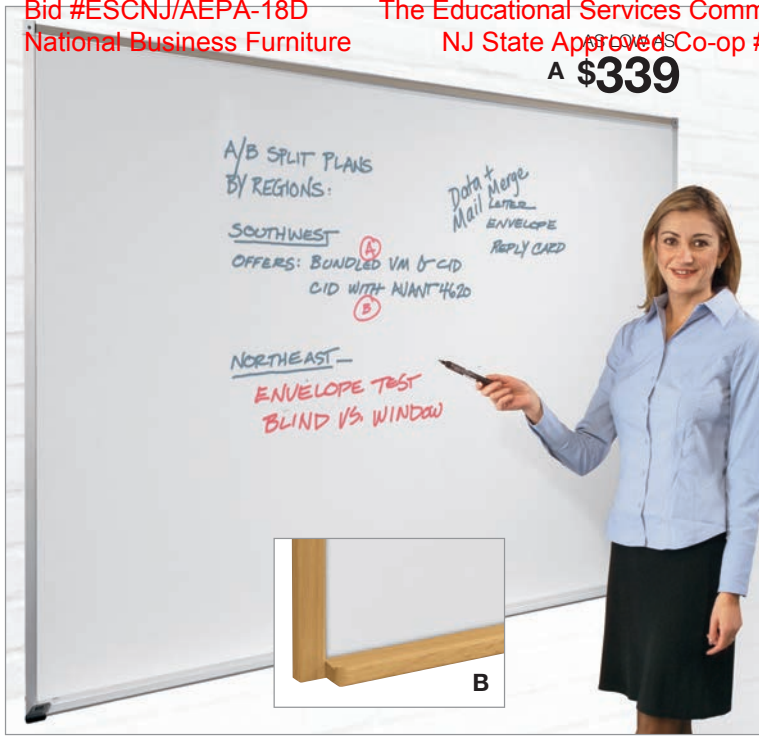
Choose Frame:



Aluminum (shown)

Oak (shown)

Mahogany



Tip: How to Avoid Marker Ghosting

1. Erase ink every day.
2. Use glass cleaner weekly (daily for heavily-used boards) and rub briskly with a clean cloth. Don't use abrasive cleaners. Rinse with clean water.
3. Allow ink to dry for 10 seconds before erasing.
4. Use felt erasers for long-lasting surface clarity.

BOARD CLEANER — Twelve 8 oz. bottles per carton.

— 91325 \$89

Double Your Display Space with Reversible Whiteboards

Mobile, reversible boards are indispensable tools for meetings and training. They provide twice the surface area and roll easily.

- Wide aluminum base on 3" casters
- Porcelain steel Projection Plus® surface is ideal for LCD projections; surface and accent panel accept magnets
- Natural cork surface is 100% environmentally friendly
- Board rotates 360°, knobs lock securely
- ✦ Assembly required; tools provided

80"W REVERSIBLE WHITEBOARD — Overall: 80"Wx80"H.
Board size: 71"Wx48"H.

C 80256 (porcelain/porcelain).....(1-2) **\$849**; (3+) **\$829**

D 80257 (porcelain/cork).....(1-2) **\$749**; (3+) **\$729**

38"W REVERSIBLE WHITEBOARD — Overall: 38"Wx79"H.
Board size: 29"Wx43"H.

E 80258 (porcelain/porcelain).....(1-2) **\$659**; (3+) **\$639**

— **80259** (porcelain/cork).....(1-2) **\$619**; (3+) **\$595**





AS LOW AS
F \$689
(4 UNITS SHOWN
W/ OPTIONAL
ACCESSORY TRAY)

\$2649

80520 — 8'x6' DUAL-SIDED WHITEBOARD SET
Includes: (4) 80290



Optional 3 piece accessory tray attaches easily to the slat panel below the board.



Roll board into place for meetings, roll away when you're ready to use in another area.



Connectors hold boards together at a variety of angles.

Mobile Partitions Divide Your Space and Display Your Message

These attractive mobile partitions help you break a larger space into any smaller work spaces. Two functional surfaces (dual-sided whiteboard or whiteboard/cork board), add display and messaging capabilities to any open office area.

- Surrounded by anodized aluminum trim, whiteboard has super-resilient, non-ghosting Dura-Rite surface, cork is natural cork
 - Uniquely angled legs minimize gaps between panels
 - Slat panel at the bottom holds optional three piece accessory tray
 - Casters roll smoothly and lock in place
 - Each board includes four markers, one eraser and connectors
 - Meets Greenguard® certified indoor air quality standards
- ✂ Assembly required

KEY NO.	DESCRIPTION	WxDxH	1-2	3-4	5+
F 80290	8'x6' Dual-sided Whiteboard	100"x12"x74"	\$729	\$695	\$689
G 80291	8'x6' Whiteboard/Cork Board	100"x12"x74"	759	739	729
— 80292	6'x6' Dual-sided Whiteboard	76"x12"x74"	649	639	619
— 80293	6'x6' Whiteboard/Cork Board	76"x12"x74"	679	659	639
H 80294	4'x6' Dual-sided Whiteboard	52"x12"x74"	519	495	479
— 80295	4'x6' Whiteboard/Cork Board	52"x12"x74"	569	549	529

GSA CONTRACT Listed in blue

3 PIECE ACCESSORY TRAY — Includes paper tray and two bins.

J 91750\$36.95



Zig-zags work well for displays or creating smaller spaces with access to each other.



\$2749

80521 — 8'x6' DUAL-SIDED WHITEBOARD AND WHITEBOARD/CORKBOARD SET
Includes: (2) 80290 and (2) 80291

U-shapes are great for creating a temporary smaller space within a larger area.

Showcase, Display and Secure Your Prized Possessions



A \$3149


Select hardwoods and solid construction make these lifetime quality display cases an elegant way to show off your company's most important awards. Choice of oyster-color fabric or mirror backing.

- Tempered safety glass is appropriate for high traffic areas
- Sliding doors allow easy access; quality locks keep contents safe
- Glass shelves adjust up and down
- Levelers for uneven floors
- Traditional style includes halogen light fixture
- Counter height style is glass-topped with 10"H base
- ✂ Fully assembled

KEY DESCRIPTION	WxDxH	FABRIC BACK	MIRROR BACK	PRICE
A Traditional Case	48"x18"x77"	31166	31169	\$3149
B Classic Case	48"x18"x70"	31167	31170	1849
C Counter Height Case	36"x14"x40"	31168	31171	829

Choose Wood Finish:

Traditional Cases



Espresso (shown) Natural Oak Carmel Oak Cherry

Classic and Counter Height Cases



Cordovan (shown) Natural Maple (shown) Danish Walnut Driftwood



D



B



C

Our premium corner case is stunningly hand-crafted. Cove molding enhances the classic design of this solid Oak and veneer case.

- Built-in lighted cornice with fabric backing to highlight your collection
- Three adjustable glass shelves
- Quality locks and tempered safety glass for added security
- ✂ Fully assembled

CORNER DISPLAY CASE — Overall: 28"Wx28"Dx77"H.

D 31676 **\$2595**

Choose Wood Finish:



Natural Oak (shown) Carmel Oak Cherry Espresso



Glass door slides open easily for full access.

\$1695^E



Intricate acanthus leaf molding on the pediment and reeded columns.

Traditional design creates a luxurious home for your display items; modern details keep them secure and well-lit.

- Hardwood construction with a Windsor Cherry finish; glass front and sides and a mirrored back
- 3/8" thick glass shelves are grooved to display standing items
- Locking door and floor levelers for security and stability
- Two built-in lights on top with switch in back; additional corner electric strip; plug in additional lights at any level

✂ Fully assembled

TRADITIONAL DISPLAY CASE — Overall: 50"Wx22"Dx80"H.

E 31268 **\$1695**

At 28"W, these cabinets fit perfectly in narrower spaces and smaller, more intimate surroundings.

- Made of select hardwoods and veneers, with your choice of Martindale Cherry or Moorland Legacy Oak finishes
- Beveled glass door slides open in either direction and locks securely
- Adjustable glass shelves and mirrored back provide a full view
- Two halogen bulbs light the interior
- Adjustable levelers adapt for uneven floors

✂ Fully assembled

COMPACT DISPLAY CASE — Overall: 28"Wx17"Dx78"H.

F 31677 **\$895**

Silver finish, curved glass and mirrors join forces to create this luminous display case.

- Hardwood with Silver finish, mirrored back and four curved glass front doors
- Four glass shelves with plate grooves (three adjustable); one wood shelf at bottom
- Pad-Lock™ cushioned metal shelf clips stay in place
- Interior halogen fixture provides four levels of lighting
- Floor levelers under all four corners

✂ Fully assembled

MODERN DISPLAY CASE — Overall: 36"Wx17"Dx82"H.

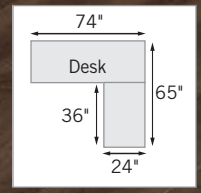
G 36350 **\$1549**





D

AS LOW AS
A \$1195



B

AS LOW AS
C \$1095



NBF SIGNATURE
— SERIES —

A Stylish Desk to Greet Your Guests

AT WORK COLLECTION

The only thing better than this desk's attractive styling is its reliable strength. Durable laminate work surfaces resist scratches and stains, while an all-steel frame provides lasting support for years of use.

- Perforated privacy hutch with a transaction counter top
- Lower portion on L-desk provides space for guests in wheel chairs to comfortably approach the desk
- Three wire management grommet holes

✂ Assembly required

KEY NO.	DESCRIPTION	WxDxH	1-2	3-5	6+
A 46445	Reception L-Desk	74"x65"x42"	\$1295	\$1249	\$1195
B 14964	Reception L-Desk w/ Pedestal	74"x65"x42"	1495	1449	1395
C 14965	Reception Desk	74"x29"x42"	1195	1149	1095
- 14966	Reception Desk w/ Pedestal	74"x29"x42"	1395	1349	1295

SHIPS TODAY!

NEW CASTLE GUEST CHAIR — Powdercoat paint steel frame available in 20 different colors. Overall: 23"Wx25"Dx32"H. Seat: 19½"Wx18"Dx19"H.

D 76894.....\$259

GSA CONTRACT Listed in blue

Choose Finish:




Gray
(shown)

Warm Ash
(shown)

Espresso

F \$1695



NBF SIGNATURE
— SERIES —

A Graceful Welcome

COMPASS COLLECTION

Small business or Fortune 500, your business will benefit from an elegant reception desk. Choose from four sizes in rich, modern laminates that will be sure to impress. Add a matching mobile pedestal for additional storage.

- Dark Walnut or Stone Walnut laminate with Silver painted accents; choose between all laminate or with stylish glass inserts
- Desktop power/data port included
- Meets Greenguard® certified indoor air quality standards

✂ Assembly required

KEY	DESCRIPTION	WxDxH	ALL LAMINATE		W/ GLASS	
E	Single Desk	71"x31"x45"	10139	\$795	10143	\$895
F	Dual Desk	123"x48"x45"	10140	1395	10144	1695
G	Triple Desk	142"x72"x45"	10141	2095	10145	2495
—	Quad Desk	142"x106"x45"	10142	2795	10146	3295

MOBILE PEDESTAL — Two box, one file drawer. Fully assembled; add casters. 16"Wx21"Dx26"H.

H 30070.....\$198

SHIPS TODAY! Kiosks arrive in 1-2 weeks.

Choose Reception Desk Finish:



Dark Walnut
(shown)

Stone Walnut
(shown)



Stay charged with two USB ports and two regular outlets.



Silver painted accent trim



Expanding a Customer Favorite New Configurations and Matching Storage



\$1795
10350 — CURVED RECEPTION STATION



\$239
34946 — MOBILE PEDESTAL



\$739
10351 — 48"W RECEPTION DESK

NBF SIGNATURE
— SERIES —

ESQUIRE COLLECTION

Modern sophistication at its finest, the *Esquire* reception stations combine floating glass, Silver accents and rich laminates into a stunning first impression. Now available in multiple configurations to outfit any reception area.

- Scratch-resistant Mahogany or Driftwood laminate with Silver laminate desktops and kickplates and tempered glass transaction counter
- ADA-height return and desks can attach on left or right side

✂ Assembly required; professional assembly available, call for details

RECEPTION DESKS — Curved glass top “floats” over the desktop, on Silver metal support posts. Wire management included.

MOBILE PEDESTAL — Three drawers (two box, one file) with Silver pulls. Holds letter and legal size hanging files. Simply attach hardware and casters.

 **SHIPS TODAY!**

Choose Color:



Mahogany
(shown)



Driftwood
(shown)


For matching pieces, additional configurations and product dimensions
Search: **Esquire** @ NBF.com




\$3349
10326 — DOUBLE RECEPTION STATION



\$1695
10327 — COMPACT CURVED RECEPTION STATION



\$2149
10347 — ARC RECEPTION STATION



\$3595
10328 — U-SHAPED RECEPTION STATION



\$3149
10349 — U-SHAPED RECEPTION DESK W/ ADA RETURN



\$2049
10330 — SINGLE CURVED STATION W/ STORAGE



\$2149
10331 — CURVED STATION AND FILE

\$2749
14868 —
STORAGE
WALL



10347 — ARC RECEPTION STATION



NBF SIGNATURE
— SERIES —

Sophisticated Reception Storage

ESQUIRE COLLECTION


Our most popular reception collection now includes locking modular storage. Now you can set up a complete reception area with a desk and storage to match in two stunning finishes.

- Mahogany or Driftwood laminate with Silver laminate tops and kickplates
- Finished backs on all pieces. Use individually, stack or line up to your desk
- ✂ Assembly required. Professional assembly available; call for details

KEY	NO.	DESCRIPTION	WxDxH	PRICE
A	36838	Storage Cabinet	32"x22"x30"	\$289
B	30101	Lateral File	32"x22"x30"	379
C	32178	Bookcase	32"x22"x39"	329
D	36837	Wardrobe Cabinet	32"x22"x39"	349

SHIPS TODAY!

Choose Laminate Finish:

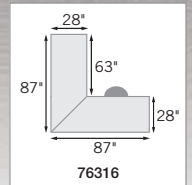


Driftwood
(shown)

Mahogany

For storage sets,
additional dimensions and views

Search: **Esquire** @ NBF.com



NBF SIGNATURE
— SERIES —

A Striking Desk With Smart Storage

TOWER COLLECTION


Your reception staff will appreciate the extra storage space in this multi-feature reception desk. Storage/file and wardrobe tower pedestals are built into the design, allowing full leg clearance under the desk.

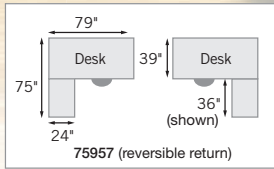
- Mahogany and Silver Gray laminate 24"D desktop, counter and kickplate
- Two locking pedestals; one with wardrobe and one with storage/file combo
- Storage/file pedestal has one box and one file drawer for letter and legal hanging files and a cabinet with two adjustable shelves
- Wardrobe pedestal has hanger rod and one adjustable shelf
- Cord grommets in desktop and center tower
- ✦ Assembly required; pedestals ship fully assembled

RECEPTION DESK — Overall: 87"Wx87"Dx46"H.

E 76316 \$2049

SHIPS TODAY!





\$1249

75021 – COMPLETE SET

Includes: (1) 75957 and (1) 34926



\$1049

75022 – RECEPTION DESK SET

Includes: (1) 75958 and (1) 34926

\$619 C



Attractive Reception Desks at Even More Attractive Prices

NEOTERIK COLLECTION

Get modern reception desks at modest prices. The L-desk is reversible, and has a wrap-around counter to provide extra walk-up space. The 48"W desk works perfectly as a host or security station. When more space is needed the 71"W desk is a perfect choice.

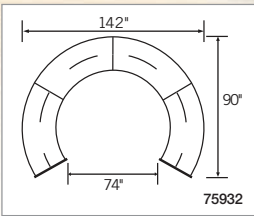
- Melamine laminate on solid-core panels in Mocha finish; matching PVC edge band
 - Frosted plexiglass panels let light through
 - Leveling glides keep desks stable on uneven floors
 - Mobile pedestal has one lock to secure all three drawers
- ✂ Assembly required

KEY NO.	DESCRIPTION	WxDxH	PRICE
A	75957 Reception L-Desk	79"x75"x44"	\$1149
B	75958 71"W Reception Desk	71"x36"x44"	829
C	76315 48"W Reception Desk	48"x26"x44"	619
D	34926 Mobile Pedestal	16"x22"x29"	229

SHIPS TODAY!



F \$4549



Greet Your Guests with Sophistication

Clients and guests will naturally gravitate toward the gracefully curved, welcoming forms of these reception desks. The modular design allows you to choose from four sizes. A separate wheelchair-accessible desk can be added on to meet guidelines set by the Americans with Disabilities Act.

- Durable, self-edged, thermally fused melamine surfaces, accented by a silver frame and a translucent panel between counter and desk
- 13"D transaction counter, 19"D work surface
- Optional mobile pedestal has locking drawers
- ✦ Assembly required; no tools necessary

KEY NO.	DESCRIPTION	WxDxH	PRICE
— 75391	Single Reception Desk	70"x34"x46"	\$1249
E 75392	Double Reception Desk	125"x49"x46"	2349
— 75393	Triple Reception Desk	142"x71"x46"	3449
F 75932	Quad Reception Desk	142"x90"x46"	4549
G 75963	ADA Reception Desk	63"x32"x33"	839
H 34476	Mobile Pedestal	18"x24"x24"	239

SHIPS TODAY! 75963 arrives in 1-2 weeks.

Choose Finish:



White (shown) Cherry (shown) Walnut (shown) Maple



E \$2349



E

G

H

Learn more about the *Symphony Collection*
Search: **Symphony** @ NBF.com



NBF SIGNATURE
— SERIES —

A Symphony of Style For Your Reception Area

SYMPHONY COLLECTION

\$1449
75789 — WAITING ROOM SET
Includes: (1) 55650, (2) 55646,
(1) 76671 and (1) 76670

Like a finely crafted piece of music, *Symphony* reception seating harmonizes style and comfort to create a pleasant environment for your guests. The contemporary, understated design of this reception grouping provides all you need for an inviting yet functional space. Pair it with a reception desk in rich laminate and frosted glass to provide a warm, friendly welcome.

- Thick, plush seating in a variety of sizes and weight capacities
 - Coordinating frosted-glass tables complete your reception area
- ✦ Assembly required

SEATING — Curved backrest provides lumbar support while sloping armrests offer additional comfort and style. Chairs may be used alone, with connecting table, or connected with ganging brackets.

KEY DESCRIPTION	WxDxH	FABRIC PRICE	VINYL PRICE
A Guest Chair	25"x29"x33"	55645 \$229	55646 \$269
B Oversize Chair	28"x29"x33"	55647 269	55648 329
C Bariatric Chair	35"x29"x33"	55651 349	55652 439
D Loveseat	45"x29"x33"	55649 449	55650 495


GSA CONTRACT Listed in blue

TABLES — Coordinating tables feature thick, tempered frosted-glass tops complimented by sturdy, ½" thick steel frames.


KEY NO.	DESCRIPTION	WxDxH	PRICE
E 76671	End Table	23½"x23½"x16"	\$209
F 76669	Coffee Table	47½"x23½"x16"	298
— 76670	Connecting Table	15"x19"x14"	89
— 76668	Ganging Bracket	8"x½"x1"	29.95

Choose Upholstery:


Solid Fabric




Solid Vinyl




Patterned Vinyl



Combination Patterned Vinyl Back/Solid Vinyl Seat



Choose Frame:



RECEPTION DESK — Mocha or Walnut laminate with aluminum bases and panel frames, contrasting frosted glass panels, above-desk dividers and a silver accent line. Each locking pedestal contains one box drawer with dividers and one with a pencil tray. Full-extension file drawers for letter and legal files. Visit NBF.com to see more views and details.

KEY NO.	DESCRIPTION	WxDxH	PRICE
— 75335	Reception Desk (right return)	72"x84"x42"	\$1995
G 75336	Reception Desk (left return)	72"x84"x42"	1995

Choose Desk Finish:



\$229^A



250 lbs

\$329^B



400 lbs

\$439^C



700 lbs

\$495^D



500 lbs



c \$519

G

F

A



D \$519



F

B



NBF SIGNATURE SERIES **NEW!**

Create Welcoming Spaces

NEW CASTLE COLLECTION

Suited to traditional and modern settings. Choose from dozens of fabric, vinyl and painted metal combinations to match your décor.

- 150 unique paint/upholstery combinations ship in 5 days
- Upholstery and cushions meet Cal-117 fire code standards
- Durable powdercoat steel frames
- Assembly required


KEY DESCRIPTION	WxDxH	STANDARD		DESIGNER	
		NO.	PRICE	NO.	PRICE
A Guest Chair	23"x25"x32"	76893	\$219	76894	\$259
— Oversized Chair	25"x25"x32"	76897	269	76898	298
B Armless Guest Chair	23"x25"x32"	76895	219	76896	259
C 2-Seat w/ Center Arm	44"x25"x32"	76905	449	76906	519
D 2-Seat w/o Center Arm	44"x25"x32"	76903	449	76904	519
— 3-Seat w/ Center Arms	65"x25"x32"	76909	669	76910	779
E 3-Seat w/o Center Arms	65"x25"x32"	76907	669	76908	779
— 2-Chairs w/ Corner Table	57"x57"x32"	76901	649	76902	695
— 2-Chairs w/ Center Table	65"x26"x32"	76899	589	76900	649

GSA CONTRACT Listed in blue

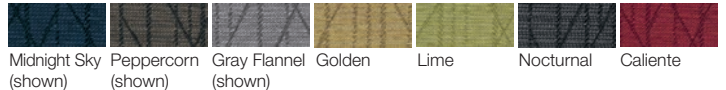
KEY NO.	DESCRIPTION	WxDxH	PRICE
F 76911	End Table	20"x20"x20"	\$209
G 76912	Coffee Table	40"x20"x16"	269

Choose Upholstery:


Standard Fabric




Designer Fabric




Designer Vinyl



Designer Fabric/Vinyl Combination



Choose Frame Paint Finish:



Choose Table Laminate:



Learn more about the *New Castle Collection*
Search: **New Castle** @ NBF.com




A \$289

275 lb.
capacity



Horizontal clean-out makes cleaning seats easier. 100% polyurethane upholstery can be cleaned with a 10% bleach solution.



Optional poly arm pad available by special order.

NBF SIGNATURE
SERIES

Make All Your Guests Comfortable With Seating That's Stylish and Affordable

MASON STREET COLLECTION

When you give your visitors a sturdy, roomy seat that's stylish and comfortable (the arms are even angled to help with standing up from the chair), it says a lot about how you care about them — even in the waiting room. This kind of quality will last a long time — and that's a great value at our NBF Signature Series prices.

- Choice of upholstery: tough fabric or PVC-free, polyurethane
- 4" thick seat and 3" thick back
- Welded steel frame with 2" crossbraces
- ANSI-BIFMA safety tested
- ✂ Assembly required

KEY DESCRIPTION	WxDxH	SOLID FABRIC		POLYURETHANE OR COMBINATION		
		NO.	PRICE	NO.	NO.	PRICE
A Guest Chair	23"x24"x33"	76076	\$289	76077	76078	\$319
B Armless Guest Chair	23"x24"x33"	76091	289	76092	76093	319
C Oversized Guest Chair	25"x24"x33"	76081	339	76082	76083	359
D Bariatric Guest Chair	33"x24"x33"	76086	469	76087	76088	495
E 2-Seater	44"x24"x33"	76096	549	76097	76098	595
— 2-Seater (w/ center arm)	44"x24"x33"	76101	549	76102	76103	595
F 3-Seater	65"x24"x33"	76106	829	76107	76108	895
— 3-Seater (w/ center arms)	65"x24"x33"	76111	829	76112	76113	895
— 4-Seater	86"x24"x33"	76116	1095	76117	76118	1195
G 4-Seater (w/ center arms)	86"x24"x33"	76121	1095	76122	76123	1195
— 5-Seater	108"x24"x33"	76126	1349	76127	76128	1495
— 5-Seater (w/ center arms)	108"x24"x33"	76131	1349	76132	76133	1495
H 2-Seat Bench	45"x22"x18"	76138	339	76139	—	359
— 3-Seat Bench	68"x22"x18"	76140	469	76141	—	495

GSA CONTRACT Listed in blue

END TABLE — 20"Wx20"Dx20"H

J 75827 \$209

COFFEE TABLE — 40"Wx20"Dx16"H

K 75828 \$269

E \$595

C \$359




PVC-free polyurethane upholstery wears well over time. It won't crack or peel like aging PVC.

Choose Upholstery:


Solid Fabric




100% Polyurethane (PVC-free)




Coordinating Solid Fabric Back/Poly Seat Combinations



Contrasting Solid Fabric Back/Poly Seat Combinations




Pattern Fabric Back/Poly Seat Combinations



Choose Laminate Finish:



Choose Frame:





A \$219



B

K

NBF SIGNATURE
— SERIES —

Eco-Friendly Modern Design

UPTOWN COLLECTION

Sleek lines, anodized silver frames, and beveled edges offer a daring new look. Earth-friendly construction reduces your carbon footprint. The soy-based foam requires less energy to produce and emits fewer greenhouse gases, and provides superior comfort.

Matching coffee table and end table with tough laminate surfaces will last for years.

- Fabric made out of 100% recycled material
 - Anti-microbial healthcare vinyl inhibits growth of germs and cleans easily with soap and water
 - Durable powdercoat finish on frames provides superior corrosion resistance
 - Furniture meets ANSI/BIFMA safety standards; foam meets CAL-117 standard
- ✂ Assembly required. Professional assembly available; call for details



C
400 lb.
capacity



D
700 lb.
capacity

KEY DESCRIPTION	WxDxH	SOLID FABRIC		VINYL OR COMBO	
		NO.	PRICE	NO.	PRICE
A Guest Chair	24"x26"x35"	75214	\$219	75471	\$259
B Armless Guest Chair	23"x26"x35"	75216	219	75472	259
C Oversized Guest Chair	26"x26"x35"	75215	279	75473	329
D Bariatric Guest Chair	34"x25"x35"	76013	429	76014	489
E 2-Seater	46"x26"x35"	75218	429	75475	489
F 2-Seater (w/ center arm)	46"x26"x35"	75219	439	75476	549
— 3-Seater	68"x26"x35"	75220	629	75477	689
G 3-Seater (w/ center arms)	68"x26"x35"	75221	669	75478	739
— 4-Seater	90"x26"x35"	75222	839	75479	939
— 4-Seater (w/ center arms)	90"x26"x35"	75223	869	75480	979
— Scooter	19"x19"x19"	75224	209	75481	229
H 2-Seat Bench	45"x22"x19"	75225	279	75482	329
J 3-Seat Bench	66"x22"x19"	75226	379	75483	429
— 2 Chairs w/ Center Table	67"x26"x35"	75227	569	75484	629
— 2 Chairs w/ Corner Table	56"x56"x35"	75228	659	75485	689

GSA CONTRACT Listed in blue

END TABLE — 20"Wx20"Dx20"H

COFFEE TABLE — 40"Wx20"Dx16"H.

K 75244\$209

L 75245\$259

E \$489




H \$329



Optional poly arm pads available by special order. Call 800-558-1010 for details.

Choose Upholstery:

Solid Fabric




Coffee Bean (shown) Goose Navy Blue Gray Wine Black

Pattern Fabric



Peppercorn Golden Midnight Sky Grey Flannel Caliente Nocturnal

Solid Fabric/Vinyl (Back/Seat) Combinations



Coffee Bean/Mocha (shown) Goose/Sage (shown) Navy/Imperial Blue Goose/Taupe Wine/Bordeaux Black/Raven

Pattern Fabric/Vinyl (Back/Seat) Combinations



Peppercorn/Taupe Peppercorn/Sage Golden/Mocha Midnight Sky/Imperial Blue Caliente/Bordeaux Nocturnal/Raven

Vinyl



Mocha (shown) Taupe (shown) Imperial Blue Sage Bordeaux Raven



\$395
POWER TOWER
#60039

Choose Wood Finish:



Cherry Natural (shown) Walnut (shown) Medium Mahogany Black



AS LOW AS
A \$209

NBF SIGNATURE
— SERIES —

Metal, Modular or Mixed Create Your Seating Style



AS LOW AS
C \$229

COMPASS COLLECTION

Get the sturdiness of metal at an affordable price. These guest chairs feature a wall-saver design, and clean-out gaps to prevent debris collection.

- Metal frame with Silver powdercoat finish
- PVC-free polyurethane seat; polyurethane or fabric back
- Durable polyurethane arm caps on sloped arms
- Wall-saver back; clean-out gap between seat and back
- Meets Greenguard® certified indoor air quality standards

✂ Assembly required

CHAIRS W/ CASTERS — Two locking casters on back legs make moving easy, yet securely lock in place.


OVERSIZED GUEST CHAIR — Extra wide seat supports up to 350 lbs.

TWO-SEAT BENCH — Available in polyurethane only.

KEY NO.	DESCRIPTION	WxDxH	1-4	5+
A	76517 Guest Chair	24"x27"x34"	\$219	\$209
B	76518 Guest Chair w/ Casters	24"x27"x34"	229	219
—	76519 High-Back Guest Chair	24"x27"x42"	229	219
C	76520 High-Back Guest Chair w/ Casters	24"x27"x42"	239	229
D	76521 Armless Guest Chair	24"x27"x34"	209	198
E	76522 Oversized Guest Chair	31"x27"x34"	319	309
F	76523 Two-Seat Bench	44"x20"x18"	209	198

SHIPS TODAY!

Fabric/Polyurethane Combo:



Iron/Black
(shown)

Silver/
Williamsburg

Polyurethane (PVC-free):



Black
(shown)

Williamsburg
(shown)

Wall-saver design protects your walls. Sloped arms make it easy to get up. Casters lock for use, unlock when mobility is needed. Clean-out spaces between seat and back for easy, safe up-keep.



COMPASS COLLECTION

These fully upholstered modular chairs give you a huge range of layout options for any guest seating area.

- PVC-free polyurethane upholstered foam seat with matching polyurethane or coordinating fabric back
- Silver finished feet
- Ganging brackets included
- Power/data port in seat includes two power/two USB ports
- Meets Greenguard® certified indoor air quality standards

✂ Assembly required

KEY NO.	DESCRIPTION	WxDxH	1-4	5+
G 76524	Armless Lounge Chair	22"x29"x30"	\$249	\$239
H 76525	Left Arm Lounge Chair	26"x29"x30"	269	259
J 76526	Right Arm Lounge Chair	26"x29"x30"	269	259
K 76527	Lounge Chair w/ Arms	29"x29"x30"	289	279

SHIPS TODAY!

Fabric/Polyurethane Combo:



Silver/Williamsburg Iron/Black (shown)

Polyurethane (PVC-free):



Black (shown) Williamsburg

TABLES — Scratch resistant melamine laminate tops with 2mm PVC edge. Square metal legs feature a Silver powdercoat finish. Assembly required.

KEY NO.	DESCRIPTION	WxDxH	1-4	5+
L 76528	End Table	24"x24"x20"	\$159	\$149
M 76529	Coffee Table	48"x24"x16"	198	189

SHIPS TODAY!

Table Laminate:



Stone Walnut Dark Walnut (shown on facing page)





AS LOW AS
A \$139

Choose Combination:

Polypropylene Back/Seat:



White/
Navy

White/
Brown

White/
Black

Navy/
Navy

Brown/
Brown

Black/
Black

Polypropylene Back/Fabric Seat:



White/
Midnight
(shown)

White/
Sterling

White/
Ink

Navy/
Midnight
(shown)

Brown/
Sterling

Black/
Ink

Polypropylene Back/Polyurethane Seat:



White/
Ocean

White/
Stratus

White/
Black

Navy/
Ocean

Brown/
Stratus

Black/
Black



NBF SIGNATURE
— SERIES —

Soft Curves, Strong Construction

FIGO COLLECTION

This great-looking chair, with unique rounded edges and a comfortable polypropylene or upholstered seat fits numerous situations — welcome guests in your reception area, seat people for a meal, or provide neat rows for a crowd.


- Easy-clean polypropylene back and seat, or 1" thick upholstered seat in polyurethane or recycled fabric
- 15-gauge steel frame with Silver finish, ganging brackets and glides
- Overall: 22"Wx22"Dx31"H. Seat: 18"Wx18"Dx18"H.
- 400 lb. weight capacity per seat, chairs stack up to 15 high
- ✂ Chairs fully assembled; benches require assembly

KEY NO.	DESCRIPTION	1-16	17-31	32+
— 51705	Stack Chair (polypropylene seat)	\$119	\$109	\$98
A 51706	Stack Chair (polyurethane or fabric seat)	159	149	139

KEY NO.	DESCRIPTION	WxDxH	PRICE
— 76592	2-Seater (polypropylene seat)	47"x22"x31"	\$459
— 76593	2-Seater (polyurethane or fabric seat)	47"x22"x31"	519
— 76594	3-Seater (polypropylene seat)	73"x22"x31"	595
B 76595	3-Seater (polyurethane or fabric seat)	73"x22"x31"	669
— 76596	4-Seater (polypropylene seat)	97"x22"x31"	749
— 76597	4-Seater (polyurethane or fabric seat)	97"x22"x31"	849

SHIPS TODAY! Select items, colors.

GSA CONTRACT Listed in blue



AS LOW AS
\$149^C

AS LOW AS
\$98^G



efficient

Heavy-Gauge Steel for Strength and Dependability

GAUGE COLLECTION

Thicker steel, PVC-free polyurethane upholstery and your choice of frame color—these economical steel guest chairs outperform their competition by a mile. Add matching tables for even greater guest comfort and convenience.

- Silver or Black 14-gauge steel sled-style base
- PVC-free polyurethane upholstery is easy to clean
- Oversized chairs support up to 400 lbs.

✂ Assembly required

KEY NO.	DESCRIPTION	WxDxH	1-6	7+
C 53182	Chair	25"x27"x35"	\$159	\$149
D 53183	Armless Chair	23"x27"x35"	149	139
E 53184	Oversized Chair	28"x29"x35"	189	179
F 53185	Armless Oversized Chair	26"x29"x35"	179	169


TABLES — Iron Gray or Light Gray scratch-resistant melamine laminate with PVC edge banding. Silver or Black 14-gauge steel sled-style bases match the edge band. Assembly required.

KEY NO.	DESCRIPTION	WxDxH	1-6	7+
G 53196	End Table	20"x20"x17"	\$109	\$98
H 53197	Coffee Table	40"x20"x16"	159	149
J 53198	Corner Table	30"x30"x17"	179	169

SHIPS TODAY!

GSA CONTRACT Listed in blue

PVC-Free Polyurethane:



Black (shown) Navy (shown) Gray (shown)

Table Laminate Top:



Light Gray (shown) Iron Gray (shown)

Frame Metal:



Black (shown) Silver (shown)





\$249 ^A

H

NBF SIGNATURE
— SERIES —

Enduring Style for Every Space & Budget



G

E

B

\$929
76629 — 3-PIECE SET (STANDARD FABRIC)
Includes: (1) 53667, (1) 53664 and (1) 53672



\$1495
76628 — 5-PIECE SET (STANDARD FABRIC)
Includes: (1) 53669, (1) 53670, (1) 53674 and (2) 53672

For matching pieces and additional colors
Search: **New Castle** @ NBF.com

NEW CASTLE COLLECTION

Suited to traditional and modern settings. Choose from dozens of fabric, vinyl and wood combinations to match your décor.

- 120 unique wood/upholstery combinations ship in 5 days (most shown below); additional colors available online
- Upholstery and cushions meet fire code standards
- ✂ Assembly required

CHAIRS — Top-quality chairs crafted with solid wood frames and strong steel reinforcements. Seat support system offers long life without sacrificing cushioned comfort. Contoured split backs stay cleaner. Available in 1-, 2- and 3-seat configurations, with or without arms; also available with connecting center or Corner Table.

TABLES — Table bases share the same wood finishes as chairs. Tabletops are scratch-resistant melamine.

KEY DESCRIPTION	WxDxH	STANDARD NO.	PRICE	DESIGNER NO.	PRICE
A Chair w/ Arms	23"x26"x32"	53665	\$209	53676	\$249
— Oversized Chair w/ Arms	24"x25"x32"	75169	259	75179	298
B Chair w/o Arms	23"x26"x32"	53664	209	53675	249
C 2-Seat w/ Center Arm	44"x26"x32"	53669	419	53680	479
— 2-Seat w/o Center Arm	44"x26"x32"	53668	419	53679	479
— 3-Seat w/ Arms	65"x26"x32"	53671	589	53682	729
D 3-Seat w/o Center Arms	65"x26"x32"	53670	589	53681	729
E 2 Chairs w/ Corner Table	57"x57"x32"	53667	569	53678	649
F 2 Chairs w/ Center Table	65"x26"x32"	53666	529	53677	589


- END TABLE** — Overall: 20"Wx20"Dx20"H.
G 53672(1-2) \$189; (3+) \$179
- CORNER TABLE** — Overall: 24"Wx24"Dx20"H.
H 53673(1-2) \$198; (3+) \$189
- COFFEE TABLE** — Overall: 40"Wx20"Dx16"H.
J 53674(1-2) \$219; (3+) \$209

GSA CONTRACT Listed in blue




Choose Upholstery:


Standard Fabric




Designer Fabric



Designer Polyurethane (PVC-Free)



Choose Wood Finish:





A distinctive chamfered edge enhances modern design

NBF SIGNATURE
— SERIES —

Warm Wood with Modern Styling

HAMPTON COLLECTION

Roomy and built to last, this sturdy collection will modernize your reception area. Twenty-four upholstery options and six wood finishes complement any reception area, while angled arms and table edges add a touch of modern sophistication.

- Solid hardwood frames with contemporary geometric styling
- Lumbar support in back rests for extra comfort
- Chairs have 4" thick seats with 275 lb. capacity; oversized guest chairs and lounge chair has 400 lb. capacity
- Benches have 5" thick seats; 2-seat bench has 550 lb. capacity; 3-seat bench has 650 lbs. capacity
- Tables have complementary high-pressure laminate top
- ✂ Assembly required; just attach back on seating

A	76631	— COFFEE TABLE 40"Wx20"Dx16"H.....	\$298
B	76632	— END TABLE 20"Wx20"Dx20"H	\$229
C	76633	— 36"W LOUNGE TABLE 36"Wx36"Dx16"H.....	\$529
—	76634	— 42"W LOUNGE TABLE 42"Wx42"Dx16"H.....	\$549

KEY DESCRIPTION	WxDxH	SOLID/PRINT		POLY/COMBO	
		NO.	PRICE	NO.	PRICE
D Guest Chair	23"x24"x34"	76284	\$289	76301	\$329
E Oversized Guest Chair	27"x24"x34"	76285	369	76302	429
F Armless Guest Chair	23"x24"x34"	76286	289	76303	329
G Lounge Chair	27"x29"x31"	76287	449	76304	495
H 2-Seater	44"x24"x34"	76288	529	76305	629
J 2-Seat Bench	48"x21"x21"	76289	339	76306	389
— 2-Seater w/ Center Arm	44"x24"x34"	76290	549	76307	629
— 2 Chairs w/ Center Table	63"x24"x34"	76630	729	76635	829
— 3-Seater	65"x24"x34"	76292	829	76309	939
— 3-Seat Bench	70"x21"x21"	76293	469	76310	529
K 3-Seater w/ Center Arms	65"x24"x34"	76294	829	76311	939
— 4-Seater w/ Center Arms	86"x24"x34"	76295	1069	76312	1249
— 5-Seater w/ Center Arms	107"x24"x34"	76296	1349	76313	1549

GSA CONTRACT Listed in blue



Choose from three chair sizes:




\$2149

86518 — 5-PIECE RECEPTION SET

Includes: (1) 76294, (1) 76288, (1) 76289, (1) 76631 and (1) 76632


Choose Upholstery Color:

Solid Fabrics



Sterling (shown) Ink Meadow Midnight Chocolate Putty

Print Fabrics



Iron (shown) Cinder Sprout Lake Tabby Cat Tussah

Polyurethane (PVC-free)



Honeydew (shown) Black Metal Batik Java Buff

Fabric/Polyurethane Combination



Sterling/Metal (shown) Ink/Black Meadow/Honeydew Midnight/Batik Chocolate/Java Putty/Buf

Choose Wood Finish:



Mahogany (shown) Natural Black (shown) Cherry Medium Walnut

Choose Table Laminate:



Neutral Twill (shown) Silver Riftwood (shown)



\$2449

75829 — LOUNGE CHAIR AND TABLE SET

Includes: (4) 76304 and (1) 76633

\$495 G





E \$869

A \$269



F



G

NBF SIGNATURE
— SERIES —

Take Advantage of Our Great Prices on Traditional Reception Furniture

SPENCER COLLECTION

Perfect for healthcare or heavy-use settings, this easy-clean collection features rugged antimicrobial vinyl and PVC-free polyurethane upholstery options, popular traditional styling and outstanding value.

- Solid wood frames with interlocking steel components
- Earth friendly, heavy-duty recycled upholstery
- Standard Chair seat: 20"Wx18"D and 275 lb. capacity;
Large Arm Chair seat: 22"Wx18"D and 400 lb. capacity

✂ Assembly required

KEY DESCRIPTION	WxDxH	SOLID FABRIC		PRINT/VINYL	
		NO.	PRICE	NO.	PRICE
A Side Chair	22"x26"x34"	75002	\$269	75014	\$289
B Arm Chair	22"x26"x34"	75000	269	75012	289
C Large Arm Chair	24"x26"x34"	75001	298	75013	339
D 2-Seater w/o Arms	42"x26"x34"	76683	479	76684	569
— 3-Seater w/o Arms	44"x26"x34"	76685	719	76686	879
E 3-Seater w/ Arms	65"x26"x34"	75004	729	75016	869
— 4-Seater w/ Arms	86"x26"x34"	75005	959	75017	1069
F 2 Chairs w/ Corner Table	57"x57"x34"	75007	729	75019	769
G 2 Chairs w/ Square Table	65"x26"x34"	75008	629	75020	659

H 53674 — COFFEE TABLE 40"WX20"DX16"H.....(1-2) \$219; (3+) \$209

J 53673 — CORNER TABLE 24"WX24"DX20"H(1-2) \$198; (3+) \$189

K 53672 — END TABLE 20"WX20"DX20"H(1-2) \$189; (3+) \$179

GSA CONTRACT Listed in blue

\$479^D




Learn more about the *Spencer Collection*
Search: **Spencer** @ NBF.com

Hand-crafted edge detailing
complements graceful, curved arms.




Choose Upholstery/Finish:

Solid Fabric (Open House):



Blue Gray (shown) Black (shown) Navy Green Apple Burgundy Goose

Print Fabric (Adler):




Grey Flannel (shown) Nocturnal (shown) Midnight Sky Lime Caliente Peppercorn

100% Polyurethane (PVC-free):



Quarry Black Batik Honeydew Red Java

Antimicrobial Vinyl (Shantung):



Adriatic Blue (shown) Graphite Platinum Metal Ember Glow Havana

Antimicrobial Vinyl (Kilkenny):



Stone Tweed (shown) Nightshade Tweed Sisal Tweed Charcoal Tweed Bright Light Tweed Celery Tweed

Wood Finishes:



Walnut (shown) Cherry (shown) Natural (shown) Dark Mahogany (shown) Medium



400 lb.
capacity
22"W
Seat

C \$339





C
400 lb. capacity
20"W Seat



D
500 lb. capacity
24"W Seat



E
750 lb. capacity
30"W Seat

Comfortable Seating For Guest of All Sizes

Contemporary style, fully upholstered seating with a refined exposed leg design, is a great way to upgrade your office and lobby.

CHAIRS — Available in three sizes: standard, 20"W inside; large, 24"W inside; and extra-large, 30"W inside, to meet the needs of all your guests.

LOVESEAT AND SOFA — Add on a loveseat or 2-, 3-, or 4-seat sofa.

KEY DESCRIPTION	WxDxH	STANDARD		PRINT/VINYL	
		NO.	PRICE	NO.	PRICE
A Loveseat	49"x26"x33"	53972	\$679	53982	\$839
— 2 Seat Sofa	48"x26"x33"	53973	939	53983	1069
B 3 Seat Sofa	71"x26"x33"	53974	1395	53984	1495
— 4 Seat Sofa	94"x26"x33"	53975	1795	53985	2049
C Standard Chair	26"x26"x33"	53976	519	53986	569
D Large Chair	30"x26"x33"	53977	629	53987	669
E Extra-Large Chair	36"x26"x33"	53978	769	53988	839


Complete your reception area with matching tables featuring hardwood frames and easy-care laminate inlays in two colors. Easy assembly.

F 53914 — END TABLE 20"Wx20"Dx20½"H.....	\$229
G 53916 — COFFEE TABLE 40"Wx20"Dx16½"H.....	\$298


Choose Upholstery Color:

GSA CONTRACT Listed in blue


Standard Fabrics (100% Recycled)



Print Fabrics (100% Recycled)



Antimicrobial Vinyls



Choose Wood Finish:



Choose Laminate Finish:





L \$595

\$339 H



Classic Design — 90 Combinations In Stock!

You asked for traditional, modular reception furniture at reasonable prices. We have it; backed by our lifetime guarantee!

- Five-step hand-rubbed finishes on quality select hardwoods
- No-sag *Matrex* seat support under 3" foam seat
- All chairs have 20"Wx18"D seat with 275 lb. weight capacity
- Tables have 1" thick solid Maple tops
- ✓ Easy interlock assembly without tools

Need help designing your reception or waiting room? We can help. NBF offers FREE space planning. Call us today at 1-800-558-1010 for more information.


KEY	DESCRIPTION	WxDxH	STANDARD NO.	STANDARD PRICE	DESIGNER NO.	DESIGNER PRICE
H	Guest Chair	23"x26"x34"	53959	\$298	53964	\$339
J	3-Seat Sofa	66"x26"x34"	53961	879	53966	995
K	2 Chairs w/ Center Table	65"x26"x34"	53962	719	53967	769
L	2-Seat Sofa	45"x26"x34"	53960	595	53965	689
M	2 Chairs w/Corner Table	57"x57"x34"	53963	769	53968	869

Choose Upholstery Color:

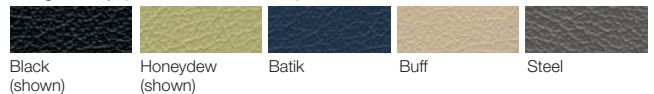
Standard Fabric (150,000 Double Rubs)



Designer Fabric (70,000 Double Rubs)



Designer Vinyl (200,000 Double Rubs)



Choose Wood Color:



END TABLE — 20"WX20"DX20"H						
—	53273(1-3) \$219; (4+) \$198				
CORNER TABLE — 24"WX24"DX20"H						
N	53274(1-3) \$269; (4+) \$259				
COFFEE TABLE — 40"WX20"DX16"H						
P	53275(1-3) \$289; (4+) \$279				

GSA CONTRACT Listed in blue

Seating to Welcome Every Guest

One size does not necessarily fit all when it comes to furniture. Oversized furniture has become a necessity — and now you can furnish your reception area with over-sized furniture that matches your standard-sized furniture. The four popular styles on these two pages will make all your guests feel comfortable, secure, and welcome.

NBF SIGNATURE
— SERIES —

RIDGEWOOD COLLECTION

With an all-wood frame this collection offers an elegant, yet uncomplicated design. Back and seat feature 1" separation for easy cleaning.

- Oversized Guest Chair seat: 21"Wx18"D with a 400 lbs. weight capacity
- Guest Chair seat: 19"Wx18"D


✂ Assembly required

KEY NO.	DESCRIPTION	WxDxH	PRICE
FABRIC UPHOLSTERY			
A	75801 Oversized Guest Chair	26"x24"x33"	\$419
—	75802 Guest Chair	24"x24"x33"	329
—	75803 3-Seat Sofa	67"x24"x33"	969
VINYL UPHOLSTERY			
—	75804 Oversized Guest Chair	26"x24"x33"	\$449
B	75805 Guest Chair	24"x24"x33"	359
C	75806 3-Seat Sofa	67"x24"x33"	1149
TABLE			
D	76631 Coffee Table	40"x20"x16"	\$298
—	76632 End Table	20"x20"x20"	229

GSA CONTRACT Listed in blue



A **\$419**



E **\$679**



NBF SIGNATURE
— SERIES —

PARKSIDE COLLECTION

Fully upholstered, this collection offers a graceful, transitional design that complements any reception area.

- Oversized Guest Chair seat: 25"Wx19"D with a 500 lbs. weight capacity
- Guest Chair seat: 21"Wx19"D with a 400 lbs. weight capacity

✂ Assembly required

KEY NO.	DESCRIPTION	WxDxH	PRICE
FABRIC UPHOLSTERY			
—	53604 Guest Chair	27"x30"x33"	\$579
—	53611 Mobile Guest Chair	31"x30"x33"	649
E	53605 Oversized Guest Chair	31"x30"x33"	679
POLYURETHANE UPHOLSTERY			
F	53618 Guest Chair	27"x30"x33"	\$729
G	53625 Mobile Guest Chair	31"x30"x33"	779
—	53619 Oversized Guest Chair	31"x30"x33"	829

GSA CONTRACT Listed in blue



NEW CASTLE PANEL-ARM COLLECTION

Gently curved frames with unique upholstered side panel insets offer the perfect balance of style, function, and value. Separation between back and seat allows for easy cleaning.

- Oversized Guest Chair seat: 21"Wx18"D with a 400 lbs. weight capacity
- Guest Chair seat: 19"Wx18"D
- Top of Coffee Table is Black laminate

✂ Assembly required

KEY NO.	DESCRIPTION	WxDxH	PRICE
FABRIC UPHOLSTERY			
H 75450	Oversized Guest Chair	25"x26"x32"	\$339
— 75451	Guest Chair	23"x26"x32"	319
— 75452	3-Seat Sofa	65"x26"x32"	649
VINYL UPHOLSTERY			
— 75453	Oversized Guest Chair	25"x26"x32"	\$359
J 75454	Guest Chair	23"x26"x32"	329
K 75455	3-Seat Sofa	65"x26"x32"	739
TABLE			
L 53674	Coffee Table	40"x20"x16"	\$219
— 53672	End Table	20"x20"x20"	189

GSA CONTRACT Listed in blue



\$339^H



UPTOWN COLLECTION

With a stream-lined design, anodized silver frames and angled edges this collection is a great fit for modern spaces.

- Oversized Guest Chair seat: 22"Wx19"D with a 400 lbs. weight capacity
- Guest Chair seat: 20"Wx19"D

✂ Assembly required

KEY NO.	DESCRIPTION	WxDxH	PRICE
FABRIC UPHOLSTERY			
M 75214	Guest Chair	24"x26"x35"	\$219
— 75263	Oversized Mobile Guest Chair	26"x26"x35"	289
N 75220	3-Seat Sofa	68"x26"x35"	629
VINYL UPHOLSTERY			
— 75464	Guest Chair	24"x26"x35"	\$269
P 75463	Oversized Mobile Guest Chair	26"x26"x35"	329
— 75465	3-Seat Sofa	68"x26"x35"	729
TABLE			
Q 75245	Coffee Table	40"x20"x16"	\$259
— 75244	End Table	20"x20"x20"	209


GSA CONTRACT Listed in blue



\$329^P




Choose Fabric: (100% Recycled Polyester)



Choose Vinyl: (Anti-microbial)



Choose Wood Finish:





\$1549
76667 — PENTAGON/SQUARE SHAPES SET
Includes: (5) 57322, (5) 57324 and (1) 76424



\$795
76666 — PIE SHAPE SET
Includes: (6) 57323

AS LOW AS
E \$139

efficient

Soft Seating for Casual Gatherings

GATHER COLLECTION

Perfect for casual reception, lounge and healthcare settings, this affordable soft seating collection invites informal gatherings and relaxed interaction. Mix and match with lots of color choices.

- Commercial quality PVC-free polyurethane or fabric with powdercoated steel legs
 - Large and Small Seats have clean, arc design
 - Seat w/ Convertible Top flips over to reveal laminate top and storage space
 - Pentagon, Pie, and Square shapes can be combined in multiple ways to create any size gathering or welcome area
 - Polyurethane wipes clean; withstands mild bleach solution
- ✂ Assembly required; simply attach legs

 **SHIPS TODAY!**




\$859

76426 – LARGE/SMALL KIDNEY SHAPES SET
Includes: (2) 76423 (2) 76425 and (1) 76424

KEY NO.	DESCRIPTION	WxDxH	1-4	5-9	10+
A 76423	Large Kidney Shape Seat	36"x26"x19"	\$209	\$198	\$189
B 76424	Seat w/ Convertible Top	26"Dia.x19"	219	209	198

Choose Polyurethane Color:



Stratus (shown) Java (shown)

KEY NO.	DESCRIPTION	WxDxH	1-4	5-9	10+
C 76425	Small Kidney Shape Seat	24"x18"x19"	\$159	\$149	\$139


Choose Polyurethane Color:



Williamsburg (shown) Buff (shown) Sage (shown) Cordovan (shown) Graphite

KEY NO.	DESCRIPTION	WxDxH	1-4	5-9	10+
D 57324	Pentagon Shape Seat	27"x26"x19"	\$189	\$179	\$169

Fabric Color:




Taupe (shown)



Learn more about the complete collection.
Search: **Gather** @ NBF.com

KEY NO.	DESCRIPTION	WxDxH	1-4	5-9	10+
E 57323	Pie Shape Seat	25"x18"x19"	\$159	\$149	\$139
F 57322	Square Shape Seat	18"x18"x19"	139	129	119

Choose Fabric Color:



Taupe (shown) Blue Lake (shown) Lawn Green (shown) Pomodoro (shown)

Custom Upholstery & Configurations Available

Call us at
800-558-1010

Custom "Places Spaces Faces" fabric and additional items shown



A



B



E



F



H



J






NBF SIGNATURE
— SERIES —

Multi-Tier Soft Seating Draw a Crowd with Collaborative Seating

Boost workday engagement with casual collaborative seating. This modular, soft seating collection is great for impromptu project updates, brainstorming or planning. Use a few pieces for small spaces; add more for larger areas.



\$3995

76609 — SMALL TOUCHDOWN SET
Includes: (2) 76600, (1) 76604
and (1) 76607



KEY NO.	DESCRIPTION	WxDxH	PRICE
A	76599 3-Tier	37"x41"x35"	\$1149
B	76600 2-Tier	37"x41"x35"	1049
C	76601 3-Tier Wedge	48"x41"x35"	1449
D	76603 Outside-Facing Corner	41"x41"x35"	1449
E	76604 Inside-Facing Corner	41"x41"x35"	1449
F	76602 2-Tier Wedge	48"x41"x35"	1395
G	76605 Tapered Seat	20"x20"x23"	459
H	76606 Octagonal Ottoman	32"x32"x18"	869
J	76607 Round Ottoman	36"x36"x18"	769

GSA CONTRACT Listed in blue

Choose Polyurethane/Fabric Upholstery:



Constellation/ Breezy (shown) Butternut/ Metal (shown) Granite/Metal (shown) Java/Quarry

Choose Fabric Upholstery:



Constellation (shown) Butternut (shown) Granite (shown) Java (shown)

Choose Polyurethane Upholstery:



Breezy (shown) Metal (shown) Quarry (shown)



\$1649

86334 — ZIG-ZAG LOUNGE SET

Includes: (3) 76538, (3) 76540 and (1) 76541

A Space for Everyone and Everyone in Their Space



A



B



C



D

NBF SIGNATURE SERIES **NEW!**

TRAFFIC COLLECTION

Enjoy the possibilities of modern, modular seating that can stand alone or be combined to create shared, private, or semi-private spaces. Soft easy-clean upholstery, competitive pricing and a unique privacy booth option give this lounge collection the green light.

- Tufted PVC-free polyurethane upholstery
 - Brushed Nickel powdercoated steel frame
 - Two USB ports and two outlets in arm, armless and privacy booths
 - Pieces gang using underside brackets, or stand alone
- ✂ Assembly required; attach base to seat

PRIVACY BOOTH — Keep distractions out while you focus on work, phone calls or simply relaxing. Sides and back are 51" high and upholstered in sound-absorbing fabric. Polyurethane upholstered seat with coordinating pillow features two USB ports and two outlets at front.

For complete product information
and more configurations

Search: **Traffic** @ NBF.com



\$1449

86333 — SOFA AND CHAIR SET

Includes: (2) 76540, (2) 76539,
(1) 76538 and (1) 76541

KEY NO.	DESCRIPTION	WxDxH	1-4	5+
A	76538 Armless Chair w/ Power	27"x27"x31"	\$259	\$249
B	76539 Arm Chair w/ Power	34"x27"x31"	329	309
C	76540 Corner Chair	27"x27"x31"	279	269
D	76541 Ottoman	27"x22"x18"	169	159
E	76884 Privacy Booth w/ Power	34"x27"x51"	459	439

KEY NO.	DESCRIPTION	WxDxH	1-3	4-6	7+
F	46845 Square Pedestal Table	24"x24"x24"	\$179	\$169	\$149

 **SHIPS TODAY!**


Choose Chair Polyurethane:



Java
(shown)

Black
(shown)

Choose Privacy Booth Color:



Taupe/Java
(shown)

Ash/Black
(shown)

Avocado/Sage
(shown)



Mid-Century Modern Amplify Your Style



A **\$279**

Enjoy classic style that's comfortable too. Eye-catching solid wood frames are slightly curved, and seats offer plenty of cushion.

- Solid wood frame and curved arms in Espresso finish
- 5" thick seat and back with fabric upholstery in five colors
- Leg glides protect flooring

✂ Assembly required

KEY NO.	DESCRIPTION	WxDxH	PRICE
A 53200	Guest Chair	27"x29"x32"	\$279
B 53199	Loveseat	52"x30"x32"	429

Choose Fabric Color:



Azure (shown) Sea (shown) Linen (shown) Otter Charcoal

COMPASS POWER TOWER — Charging tower with two USB and two outlets on each side. Door locks and keeps cord concealed. Overall dimensions: 14"Wx14"Dx30"H.

C 53286 (1-4) **\$319**; (5+) **\$298**

\$4495

86338 — CORNER LOUNGE GROUPING
Includes: (2) 53648, (2) 53650, (1) 53651,
(1) 53652, (2) 76515 and (1) 76516



NBF SIGNATURE
— SERIES —

Modular Seating in Mix and Match Colors

RIVERSIDE COLLECTION


Create your own designer look with modular seating and tables. Mix or match the upholstery, then set up chairs and power-pod tables in an endless variety of configurations.

- Armless seating with Chrome legs; ganging clips included
 - Fully upholstered in fabric, PVC-free polyurethane, or both
 - Tables have integrated power pod (one power, two USB)
- ✓ Fully assembled

KEY NO.	DESCRIPTION	WxDxH	1-3	4+
— 53647	Solid Chair	25"x25"x30"	\$559	\$539
D 53648	Combo Chair	25"x25"x30"	569	549
— 53649	Solid Loveseat	37"x25"x30"	619	595
E 53650	Combo Loveseat	37"x25"x30"	639	619
F 53651	Ottoman	24"x24"x18"	419	395
G 53652	Double Ottoman	36"x24"x18"	479	459
H 76515	Rectangle Table	12"x24"x26"	489	469
J 76516	Triangle Table	24"x24"x18"	519	495

SHIPS TODAY!


Solid Polyurethane:



Black
(shown)

Java


Solid Fabric:



Quartz

Silt

Combination Upholstery:




Quartz/Black
(shown)

Silt/Java

Domino/Black

Cork/Java

Table Laminates:



Smoke
(shown)

Bourbon



View additional configurations and sets.
Search: **Riverside** @ NBF.com



AS LOW AS
D \$419

AS LOW AS
B \$298

NBF SIGNATURE
— SERIES —

Easy-to-Move Modular Seating The Possibilities are Limitless

ENCOUNTER COLLECTION

Get outstanding layout versatility, lots of storage, and eight choices of easy-clean upholstery combinations in the modular seating collection. Each base cabinet rests on 2 front legs and 2 rear casters, providing both stability and easy rearrangement.

- 7" thick seats and backs upholstered in fabric, polyurethane or combination
- Stone Walnut laminate with PVC edging on particleboard frames

✂ Assembly required

MODULAR SEATING — Combine single or double seats with or without backs.

CABINET W/ DOORS AND POWER — Concealed storage, Charging port (two outlets, 2 USB) and 14' cord.

STORAGE TABLES AND CABINET — Mix in for multi-level design.

SWIVEL CHAIR — Chrome four-leg pedestal base features auto return. Only available in Polyurethane upholstery.

PEDESTAL TABLES — Chrome four-leg pedestal base and matching Stone Walnut laminate top.

KEY NO.	DESCRIPTION	WxDxH	1-3	4-6	7+
A 76622	Single Seat Bench	24"x24"x18"	\$239	\$219	\$198
B 76623	2-Seat Bench	48"x24"x18"	349	329	298
C 76624	Chair	24"x24"x31"	319	298	279
D 76625	Loveseat	48"x24"x31"	459	439	419
E 76621	Swivel Chair	24"x24"x32"	279	269	259
F 46838	Closed Cabinet w/ Power	24"x24"x19"	279	259	239
G 46837	Open Storage Cabinet	24"x24"x19"	198	189	169
H 46843	Rectangular Storage Table	48"x24"x13"	239	219	198
J 46842	Square Storage Table	24"x24"x13"	179	169	149
K 46845	Square Pedestal Table	24"x24"x24"	179	169	149
L 46844	Round Pedestal Table	24" Dia"x24"	179	169	149

SHIPS TODAY!



\$1095

46850 — L-SHAPED SET

Includes: (1) 76625, (1) 76624, and (2) 46837.

Choose Upholstery:

Polyurethane:



Black (shown) Stratus Ocean

Fabric:



Tabby Cat Lake

Fabric Back/ Polyurethane Seat:



Tabby Cat/
Black (shown) Tabby Cat/
Stratus Lake/
Ocean

For additional configurations
Search: **Encounter** @ NBF.com





A \$559

Shown in Black/Tungsten



Shown in Taupe/Bronze



Convenient data ports and AC outlet keep guests connected. (optional)



Chrome legs add a modern finishing touch.

Easily rearrange and reconfigure these modular chairs. Durable PVC-free polyurethane upholstery is easy to clean, and withstands heavy use. Convenient built-in tablets and optional data/recharge panels.

- High-density foam upholstered in durable polyurethane
- Solid wood frame with attachable chrome legs
- Laminate tablet built into arm: 6½"Wx9¾"D
- Optional flip-up recharge panel with one AC outlet/two USB ports
- Supports up to 500 lbs.

LOUNGE CHAIR — Overall: 41"Wx30"Dx33"H. Seat: 25"Wx21"Dx18"H.

- A 53019** — (right arm) \$559
- B 53020** — (right arm, w/ data port) \$629
- **53011** — (left arm) \$559
- C 53012** — (left arm, w/ data port) \$629

PARKSIDE GLASS TABLES — ¼" thick glass top and Brushed Nickel finished frame. Assembly required; no tools needed.

- D 53601** — **COFFEE TABLE** 40"Wx20"Dx16"H \$359
- E 53603** — **END TABLE** 22"Wx22"Dx21"H \$319

Configuring your lounge area is easy with these modern, mobile club chairs. Locking casters and a back handle make them easy to roll into place. Chair with tablet extends productivity while guests wait.

- Fire-retardant molded foam with PVC-free polyurethane upholstery on seat, and fabric or polyurethane on back
- Club Chair has two casters in front, Club Chair with tablet has four locking casters
- Chairs support up to 500 lbs.
- ¾" thick adjustable laminate tablet: 15"Wx11"D
- ✂ Simply attach casters and tablet

CLUB CHAIR — Overall: 33"Wx32"Dx33"H. Seat: 20"Wx21"Dx19"H.

- F 75943** (w/ tablet) \$495
- G 75023** \$479


Choose Upholstery:

Polyurethane



Black (shown) Taupe

Fabric/Polyurethane



Nickel/Black (shown) Plum/Taupe

Choose Tablet Laminate:



Bronze (shown) Tungsten



F \$495

G

Welcoming Club Chairs for Every Style & Budget

AS LOW AS
\$298 H



\$495 J



AS LOW AS
\$395 K



AS LOW AS
\$419 L

Matching pieces
available on NBF.com



AS LOW AS
\$395 M

Matching pieces
available on NBF.com

efficient

CHICAGO CLUB CHAIR — Roasted Chestnut faux leather with Tuscany wood trim. Assembly required. Overall: 31"Wx28"Dx31"H. Seat: 20"Wx20"Dx20"H.

H 75764 (1-3) **\$319**; (4+) **\$298**

CLUB CHAIR W/ TABLET — Right arm features a swiveling tablet. Black faux leather, Brunette wood legs in back and 3" casters in front. Assembly required. Overall: 37"Wx32"Dx34"H.

J 76314 **\$495**

DENVER CLUB CHAIR — Roasted Chestnut faux leather with Tuscany wood trim. Assembly required. Overall: 35"Wx31"Dx37"H. Seat: 22"Wx19"Dx20"H.

K 75763 (1-3) **\$419**; (4+) **\$395**

FLARE CLUB CHAIR — Black faux leather with Cherry finished legs. Assembly required. Overall: 33"Wx29"Dx32"H. Seat: 21"Wx20"Dx18"H.

L 75158 (1-4) **\$449**; (5+) **\$419**

CLASSIC CLUB CHAIR — Mocha faux leather with Cherry finished legs. Assembly required. Overall: 32"Wx30"Dx32"H. Seat: 21"Wx20"Dx18"H.

M 75164 (1-4) **\$439**; (5+) **\$395**

SHIPS TODAY! 75158 arrives in 1-2 weeks



B \$595

A \$379



\$1995

75200 — COMPLETE RECEPTION SET
Includes: (1) 75193, (1) 75199,
(1) 75195, (1) 75198 and (1) 75196

\$1179

75353 — L-SOFA SET
Includes: (1) 75351, (1) 75194,
(1) 75197 and (1) 75352

MIX AND MATCH MODULAR PIECES FOR ANY CONFIGURATION!



A \$379
ARM CHAIR
75193
31"Wx30"Dx30"H



B \$595
LOVESEAT
75199
54"Wx30"Dx30"H



C \$829
SOFA
75198
78"Wx30"Dx30"H



D \$149
END TABLE
75195
22"Wx16"Dx19"H



E \$189
COFFEE TABLE
75196
44"Wx22"Dx15"H



F \$259
ARMLESS GUEST CHAIR
75194
24"Wx30"Dx30"H



G \$379
CORNER CHAIR
75197
28"Wx28"Dx30"H



H \$319
LEFT ARM CHAIR
75352
27"Wx30"Dx30"H



J \$319
RIGHT ARM CHAIR
75351
27"Wx30"Dx30"H


Enhance Your Office with Affordable Modular Seating

WALL STREET COLLECTION

Modern materials and simplified lines combine with traditional elements, like button tufting, for a collection that will complement any office or reception area. Combine multiple chair, sofa, loveseat, modular and table options to create a unique setting that fits your space.

- Contemporary Chrome steel base and faux leather upholstery
 - Box spring seat is durable and comfortable
 - Matching coffee and end tables have a Chrome steel base and choice of Espresso wood veneer top, White or Black painted top
- ✂ Assembly required

Faux Leather/Finish:



Espresso/
Chrome
(shown)

Black/
Chrome

White/
Chrome

SHIPS TODAY! 1-2 weeks on 75195, 75196, and White faux leather.

Learn more about the *Wall Street Collection*
Search: **Wall Street** @ NBF.com



NBF SIGNATURE
— SERIES —

K \$439

Color Combinations Galore

ATLANTIC COLLECTION

You'll find the perfect match for your décor, in this modern collection's huge selection of upholstery combinations. Easily transform your reception area from drab to dramatic.

- Upholstered in fabric, PVC-free polyurethane or patterned fabric back/seat with polyurethane arms
- Decorative stitching on seat back and Chrome finish legs
- ✂ Assembly required

KEY DESCRIPTION	WxDxH	SOLID POLYURETHANE		SOLID FABRIC OR COMBO	
		NO.	PRICE	NO.	PRICE
K Club Chair	32"x31"x30"	53031	\$379	53030	\$439
L Loveseat	52"x31"x30"	53033	495	53032	629
M Sofa	73"x31"x30"	53035	669	53034	839

TABLES — Coffee and end tables feature Black tempered glass tops with polished edges, and chromed steel loop legs. Assembly required.

KEY NO.	DESCRIPTION	WxDxH	1-4	5+
N 75939	End Table	22"x16"x19"	\$129	\$119
P 75429	Coffee Table	44"x22"x15"	169	159

GSA CONTRACT Listed in blue

\$2095

76374 — RECEPTION SEATING SET

Includes: (1) 53030, (1) 53032, (1) 53034, (1) 75429 and (2) 75939




Choose Upholstery:


Solid Fabric



PVC-Free Polyurethane



Combination Fabric/Polyurethane



\$1049

76477 — LOVESEAT & CHAIR SET
Includes: (1) 76206 and (1) 76208



NBF SIGNATURE
— SERIES —

Bold Colors Make a Statement

ARC COLLECTION

Give your guests a memorable first impression using this huge selection of color and upholstery combinations. The arm chair, loveseat and sofa feature unique raised wood armrests on fully upholstered arms, for an airy modern look.

- Wood armrests and legs with Espresso finish
- Box spring, Dacron-wrapped foam seat cushions
- ✦ Assembly required

KEY DESCRIPTION	WxDxH	POLY		FABRIC OR COMBO	
		NO.	PRICE	NO.	PRICE
A Club Chair	30"x30"x32"	76206	\$439	76205	\$619
B Loveseat	50"x30"x32"	76208	649	76207	879
— Sofa	87"x31"x32"	76433	1049	76434	1395

TABLES — Veneer tops and solid legs have Espresso finish. Assembly required.

KEY NO.	DESCRIPTION	WxDxH	1-4	5+
C 75898	Coffee Table	44"x22"x17"	\$169	\$159


GSA CONTRACT Listed in blue

Choose Upholstery:

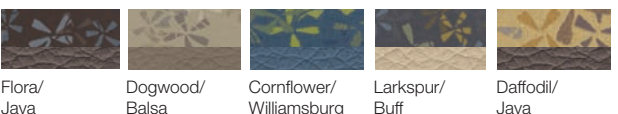

Solid Fabric



Polyurethane



Combination Fabric/Polyurethane



F \$1049

E \$879



\$2249

76371 — CHAIR, SOFA & LOVESEAT SET
Includes: (1) 76212, (1) 76213, and (1) 76214

\$495^D



NBF SIGNATURE
— SERIES —

Extra-Thick Cushions Add Comfort

EDGE COLLECTION

Help your guests get comfortable, in fully upholstered seating with extra thick cushions. Each piece features a single seat cushion for uninterrupted support.

- Hardwood frame with Cherry finished wood legs
- 6" thick seat cushion upholstered in fabric, polyurethane or combination of both

✂ Assembly required

KEY DESCRIPTION	WxDxH	POLY		FABRIC OR COMBO	
		NO.	PRICE	NO.	PRICE
D Club Chair	32"x34"x31"	76209	\$459	76212	\$495
E Loveseat	58"x34"x31"	76210	769	76213	879
F Sofa	75"x34"x31"	76211	939	76214	1049

TABLES — Solid hardwood construction with detailed edge, and Cherry finish that coordinates with the *Edge* Collection. Assembly required.


KEY NO.	DESCRIPTION	WxDxH	PRICE
G 53672	End Table	20"x20"x20"	\$189
H 53674	Coffee Table	20"x20"x18"	219

GSA CONTRACT Listed in blue



Choose Upholstery:

Solid Fabric




Burgundy Gold Black Gray Navy

PVC-Free Polyurethane



Buff (shown) Java Black Cordovan Williamsburg

Combination Fabric/Polyurethane



Tangerine/Cordovan Earth/Java Pepper/Black Straw/Buff Azure/Williamsburg Flora/Java Dogwood/Balsa Cornflower/Williamsburg Larkspur/Buff Daffodil/Java



F \$1749

NBF SIGNATURE
— SERIES —

Reimagine your Reception Area with Contemporary Color and Style

PARKSIDE COLLECTION

Create a relaxing oasis of refined color and style with this contemporary, seating collection. Perfect for reception and lounge areas, choose from a huge range of colors, fabrics and configurations. And, oversized chair options ensure every guest feels comfortable.

- Fully upholstered in recycled polyester fabric, PVC-free polyurethane or faux leather
- Legs available in three wood finishes or brushed steel
- 5" thick soy-based foam seat cushions on Matrex™ suspension
- Guest chair features 21"Wx19"D seat with a 400 lb. capacity
- Oversized chair features 25"Wx19"D seat with a 500 lb. capacity
- Meets ANSI-BIFMA standards
- ✂ Assembly required

LOVESEAT — One continuous seat cushion 44½" long.

SOFA W/ CENTER ARMS — 24½"H arm at each end and between each seat enhances personal space.

TABLES — Complete your seating area with three sizes of glass-top tables featuring brushed steel frames and tapered legs. Choose from brushed steel or wood finish legs.

- A 53601 — COFFEE TABLE** 40"Wx20"Dx16"H..... \$359
- **53602 — SOFA TABLE** 40"Wx15"Dx29"H..... \$389
- B 53603 — END TABLE** 22"Wx22"Dx20"H \$319

Learn more about the *Parkside Collection*
Search: **Parkside** @ NBF.com






C \$579

KEY DESCRIPTION	WxDxH	SOLID FABRIC		POLY/PRINT FABRIC		FAUX LEATHER	
		NO.	PRICE	NO.	PRICE	NO.	PRICE
C Guest Chair	27"x30"x33"	53604	\$579	53618	\$729	54968	\$789
D Oversize Guest Chair	31"x30"x33"	53605	679	53619	829	54972	929
E Armless Guest Chair	21"x30"x33"	53606	439	53620	519	54969	559
F 3-Seat Sofa	70"x30"x33"	53607	1495	53621	1749	54977	1949
G Loveseat	50"x30"x33"	53608	889	53622	1089	54970	1249
H 2-Seat Bench	43"x20"x18"	53609	589	53623	669	54974	729
J Oversize Armless Guest Chair	25"x30"x33"	53610	529	53624	619	54973	669
K Guest Chair w/ Casters	27"x30"x33"	53611	649	53625	779	54967	839
L 3-Seat Bench	65"x20"x18"	53612	879	53626	995	54976	1095
M Armless Loveseat	44"x30"x33"	53613	829	53627	869	54971	959
N 2-Seat Loveseat w/ Center Arm	52"x30"x33"	53614	1169	53628	1349	54975	1495
P Armless Three-Seat Sofa	65"x30"x33"	53615	1349	53629	1549	54978	1695
Q 3-Seat Sofa w/ Center Arms	76"x30"x33"	53616	1649	53630	1949	54979	2149
R 4-Seat Sofa w/ Center Arms	100"x30"x33"	53617	2195	53631	2549	54980	2795


Choose Upholstery and Wood Leg Finish:

GSA CONTRACT Listed in blue

Solid Fabric



Print Fabric



Polyurethane (PVC-free)



Faux Leather



Wood Leg Finish

Choosing Reception Seating? Ask yourself:

Is it comfortable? Uncomfortable seating makes a wait seem longer. Would you be comfortable sitting in it for 15 or more minutes?

Do I have seating for all my guests? Consider all your guests — sizes, ages and mobility ranges — to determine if you need seating with or without arms, or of differing sizes, heights and weight capacities.

What type of upholstery do I need? Combination and engineered fabrics are durable — a great choice for high traffic areas. Polyurethane perfect for healthcare settings as it's easily cleaned and resistant to stains, moisture and bacteria. Leather is a good choice when you want to give a sense of luxury.

MORE SEATING CHOICES:





Charcoal

Medium Gray

Dark Brown

Evergreen

Medium Blue

Red Black

AS LOW AS
A \$49

Trap Dirt, Ice, Water and Snow

Keep Your Floors Clean, Safe and Dry

When the weather outside threatens to walk in with your visitors, it's important to keep it contained. You'll keep everyone safe from slips and falls, and reduce cleaning costs by using a quality mat.

- Mats are designed for indoor use
- Raised rubber border contains water and dirt
- Manufactured with rubber-reinforced face nubs in a waffle pattern to provide crush-proof scraping action
- Rubber backing is 20% recycled content
- Certified slip-resistant mat surface

KEY NO.	DESCRIPTION	WxL	1-2	3+
A 54927	Mat	3'x4'	\$59	\$49
— 54928	Mat	3'x5'	69	59
— 54915	Mat	3'x8'	129	119
— 54916	Mat	3'x10'	139	129
— 54917	Mat	3'x12'	179	169
— 54931	Mat	4'x6'	109	98
— 54932	Mat	4'x8'	159	149
— 54934	Mat	4'x12'	239	229

Safer Entryways

These top-quality mats have a multi-directional chevron pattern for cleaning strength and attractive appearance.

- Crush and soil resistant polypropylene fibers for longer working life
- Durable polyvinyl backing helps keep mats safely in place
- Runners come with unfinished end. Mats have built nose edge
- Custom sizes available, please call for a quote

KEY NO.	DESCRIPTION	WxL	1-2	3+
— 54186	Mat	2'x3'	\$31	\$27
— 54187	Mat	3'x4'	49	45
B 54188	Mat	3'x5'	59	55
— 54190	Mat	3'x10'	119	109
— 54191	Mat	4'x6'	98	94
— 54192	Mat	4'x8'	139	129
C 54193	Runner	3'x60'	479	449
— 54194	Runner	4'x60'	659	629
— 54195	Runner	6'x60'	979	949



Effortless Roll Reduces Fatigue While Protecting Your Floor

Chair mats provide a smooth rolling surface allowing you to roll easier with less stress on joints and back while protecting your floor from damage, costly repair or replacement.

- Standard mat protects carpets up to ¾" thick including padding
- Premium mat protects carpet up to 1" thick including padding
- Beveled Edge® provides easy transition on and off the mat
- Limited Lifetime No Crack Warranty (void with use of metal casters)

WxL	STANDARD MAT		PREMIUM MAT			
	KEY NO.	1-4	5+	KEY NO.	1-4	5+
RECTANGULAR						
36"x48"	D 54120	\$79	\$69	— 54123	\$98	\$89
45"x53"	— 54121	89	79	— —	—	—
46"x60"	— 54122	98	89	— 54125	139	129
LIPPED						
36"x48"	— 54126	79	69	— 54129	98	89
45"x53"	— 54127	89	79	— 54130	129	119
46"x60"	— 54128	98	89	— —	—	—

Keep Coats Organized

Wood wall racks keep offices neat without taking up floor space.

GARMENT HOOKS — High pressure laminate panel with 2, 3, or 4 aluminum hooks. Finished in Mahogany, Cherry, Oak or Walnut.

- 90193 (2 hooks)\$129
- 90194 (3 hooks)\$169
- E 90195 (4 hooks)\$198

GARMENT RACK — Coat hanger bar and hat shelf. All are 13" deep and 13" in height. Available in Mahogany or Cherry finish.

- 90145 (24"W)\$209
- F 90146 (36"W)\$219
- 90147 (48"W)\$249

WOOD HANGERS — For garment racks, Natural or Dark finish. 17"W.

- G 90144 (6 hangers) \$59

Choose Finish:



Mahogany (shown) Cherry Oak Walnut



E \$198

Great Choices in Floor Racks and Costumers

FLOOR RACK — Sturdy, well-balanced metal rack with radius corners (no sharp edges) make this rack safe and neat. Slotted hangers don't clatter, are 3" apart.

- H 90151 (3'W, 12 hangers, hat and boot storage and umbrella holder)\$595
- 90152 (2'W, 8 hangers, hat shelf)\$419


HOOK-STYLE COSTUMER — With 4 stainless steel hooks. 22"W base doesn't need much space. Stands 69" high.

- J 90153\$179

CROWN COAT RACK — Marble base, steel shaft construction with wood accents. Includes six hooks with sub-hooks. 73"H.

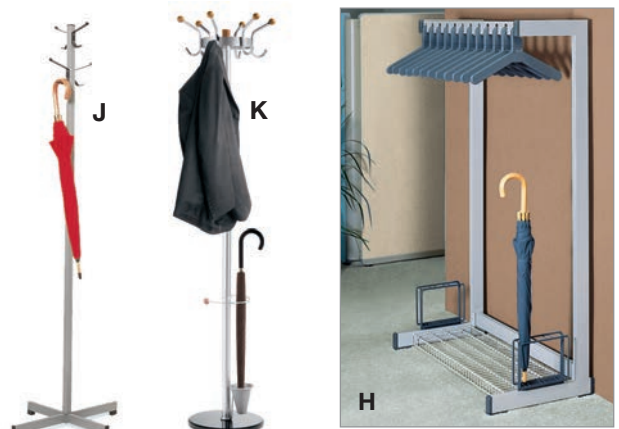
- K 91444\$198

Floor Rack Finish:



Med. Gray (shown)

Black



Portable Rack Folds, Rolls and Stores

Set up coat and hat storage any time, any place. Folds and rolls easily, stores compactly in 19"x26" space. Holds up to 100 hangers (sold separately, below). Vinyl-coated steel shelf for hats and packages. Measures 8'W when set up, rolls on 4" locking casters. Charcoal Gray.

PORTABLE HAT/COAT RACK —

- L 90160\$1349

2 UMBRELLA HOLDERS — Each holds three umbrellas.

- 90161\$79

100 COAT HANGERS — Slotted, molded.

- 90162\$495



Rack folds to roll through standard doorways.




\$1349 L

Metal Wall Racks Keep Coats and Other Garments Organized

Efficiently store coats and hats in areas with limited floor space. Bracket-tube design minimizes dust build-up. Steel hanger bar, aluminum hat shelf. Medium Gray finish with chrome-plated hanger bar. Order hangers separately.

KEY NO.	DESCRIPTION	WxDxH	PRICE
— 90156	Wall Rack	24"x12"x7"	\$179
M 90157	Wall Rack	36"x12"x7"	189
— 90158	Wall Rack	48"x12"x7"	249
— 90159	6 Hangers	—	49.95



Our Best Folding Chair

• Durability

Double hinges extend the life of the chairs

• Safety

Frame strengtheners reinforce the four critical points where the seat is attached.

• Strength

Fully welded triple braces minimize lateral motion and provide solid support.

• Special Purchase Price

Our buying power brings you these superior quality chairs at a lower cost than many similar looking items. Compare carefully, than save with NBF.



AS LOW AS
A \$27 EA



AS LOW AS
B \$27 EA



AS LOW AS
C \$21 EA



Reinforced for Strength and Safety

TREBLE COLLECTION

Choose seating that is sturdy, solid and safe. These folding chairs offer all that, and are budget friendly too! Choose from fabric or polyurethane upholstered padded seats, or even more affordable all-metal seats.

- Three welded cross-braces, frame strengtheners and double hinges for superior strength, durability and safety
- Unlike other chairs, top brace is closer to seat for extra rigidity and safety
- 20-gauge, 7/8" tubular steel frame with scratch resistant powdercoat finish
- Padded (fabric or polyurethane upholstery), or all-metal
- Overall: 19"Wx19"Dx29"H. Seat: 16"Wx16"Dx18"H.
- ANSI/BIFMA tested

✓ Fully assembled; ships 4 of one color per carton

KEY NO.	4-12	16-76	80-136	140-196	200+
FABRIC					
A 51041	\$31	\$30	\$29	\$28	\$27
POLYURETHANE					
B 51042	\$31	\$30	\$29	\$28	\$27
METAL					
C 51043	\$25	\$24	\$23	\$22	\$21

SHIPS TODAY!

GSA CONTRACT Listed in blue

Choose Upholstery/Frame:

Fabric



Navy/Gray (shown) Black/Black

Polyurethane



Beige/Beige (shown) Gray/Gray Black/Black

Metal



Black (shown) Beige Gray



AS LOW AS
\$31.95 EA D
Ships 2 per carton

SPECIAL PURCHASE!

Mix and match! Combine 14 or more chairs on this page and use discounted 14+ pricing.

When You Need the Basics, Stack Up on Savings Today

You can't go wrong with the economy and durability of a classic upholstered stack chair when you need to seat a large number of people. These all-purpose chairs work well in rows or around tables.

- Design choices: seat thickness and back shape
- Durable fabric or easy-to-clean vinyl upholstery on a comfortable foam seat
- Welded steel frames, with stabilizing stack bars and protective bumpers
- Open top makes it easy to stack chairs up to 12 high
- Overall: 18"Wx22"Dx33"H; Seat: 16"Wx16"Dx18"H
- Chairs meet ANSI/BIFMA safety standards

✂ Fully assembled, 2 chairs per carton

KEY NO.	DESCRIPTION	SEAT	2-12	14-26	28-48	50+
VINYL						
D 51328	Square Back	1½"	\$37.95	\$34.95	\$32.95	\$31.95
E 51329	Square Back	2"	40.95	37.95	35.95	34.95
— 51330	Round Back	2"	47.95	44.95	42.95	41.95
FABRIC						
— 51331	Square Back	1½"	\$39.95	\$36.95	\$34.95	\$33.95
— 51332	Square Back	2"	42.95	39.95	37.95	36.95
F 51333	Round Back	2"	50.95	47.95	45.95	44.95

SHIPS TODAY!

Choose Upholstery:

Vinyl



Raven Black (shown)

Navy (shown)

Cabernet

Fabric



Burgundy (shown)

Blue

Black

CHAIR DOLLY — Holds 12 chairs.

G 90892 \$119

AS LOW AS
\$44.95 EA F
Ships 2 per carton





Stack Convenience With Comfort

5000 SERIES COLLECTION

Keep everyone seated comfortably with extra thick cushioning, in two sizes and four styles of stack chairs. Heavy-duty steel frames stand up to high use; durable upholstery options stay bright.

- Upholstered with fabric or PVC-free polyurethane over fire-retardant foam seat/back
 - Waterfall seat edge promotes good leg circulation.
 - 18-gauge steel frame with Black or Silver Vein powdercoat finish
 - Front and back reinforcement bars provide extra durability
- ✂ Fully assembled

CLASSIC STACK CHAIR — 2" thick seat cushion.
Overall: 19"Wx24"Dx34"H. Seat: 18"Wx17"Dx18"H.

WINGBACK STACK CHAIR — The wingback design closes the gap between chairs and gives broader back support. 2" thick seat cushion.
Overall: 19"Wx23"Dx34"H. Seat: 20"Wx16"Dx18"H.

BIG & TALL WINGBACK STACK CHAIRS — Oversized, 3½" thick seats. 500 lb. weight capacity.

Without arms: 21"Wx25"Dx36"H. Seat: 21"Wx16"Dx18"H.

With arms: 26"Wx25"Dx36"H; Seat: 21"Wx16"Dx18"H.

KEY NO.	MATERIAL	1-19	20-35	36-55	56-79	80+
CLASSIC STACK CHAIR						

A	51539	Solid	\$91.95	\$89.95	\$87.95	\$85.95	\$82.95
---	-------	-------	---------	---------	---------	---------	---------

B	51540	Designer	95.95	93.95	91.95	89.95	87.95
---	-------	----------	-------	-------	-------	-------	-------

WINGBACK STACK CHAIR

—	51541	Solid	\$97.95	\$95.95	\$93.95	\$91.95	\$88.95
---	-------	-------	---------	---------	---------	---------	---------

C	51542	Designer	99.95	97.95	95.95	93.95	90.95
---	-------	----------	-------	-------	-------	-------	-------

BIG & TALL WINGBACK STACK CHAIR

D	51543	Solid	\$105.95	\$101.95	\$99.95	\$97.95	\$95.95
---	-------	-------	----------	----------	---------	---------	---------

E	51544	Designer	116.95	111.95	109.95	107.95	105.95
---	-------	----------	--------	--------	--------	--------	--------

BIG & TALL WINGBACK STACK CHAIR W/ ARMS

—	51545	Solid	\$116.95	\$111.95	\$109.95	\$107.95	\$105.95
---	-------	-------	----------	----------	----------	----------	----------

F	51546	Designer	125.95	120.95	118.95	116.95	114.95
---	-------	----------	--------	--------	--------	--------	--------

SHIPS TODAY!


GSA CONTRACT Listed in blue

Black, Cordovan polyurethane,
Midnight, Ink fabric; with Black frame.


G 90892 — CHAIR DOLLY \$119

Choose Upholstery:

Solid Fabric




Designer Polyurethane



Designer Fabric



Choose Frame:



AS LOW AS
A **\$82.95**



B



AS LOW AS
C **\$90.95**

C



F



E

Big & Tall chairs weight-tested to 500 lb. capacity.



G



AS LOW AS
\$95.95



Stylish Stack Chairs with Padded Seat Options

CENTURION COLLECTION

For events, breakrooms or other short-term seating, these affordable stack chairs provide high-end style. Unique diamond cutouts, and padded seat option, keep guests cool and comfortable.

- Polypropylene shell with or without Black polyurethane seat pad
- Chromed steel sled-base frame with nylon glides
- Convenient handle cutout for moving and stacking up to 10 high
- Overall: 19"Wx22"Dx32"H. Seat: 17"Wx18"Dx17½"H.

✂ Fully assembled; ship four of one color per carton

KEY NO.	DESCRIPTION	4-12	16-28	32+
A 51054	Stack Chair	\$79	\$75	\$69
B 51055	Stack Chair w/ Padded Seat	89	85	79

AS LOW AS
A \$69 EA



SHIPS TODAY!

Choose Chair Color:



Gray (shown) Black (shown)

- 90119 — CHAIR DOLLY Holds up to 25 chairs \$119
- 90121 — GANGING CLIPS (Set of 20)..... \$19

Sturdy Chairs Add a Pop of Color

Strong steel and a supportive, yet flexible, sculpted shell give your guests a comfortable seat that stacks away neatly when not in use.

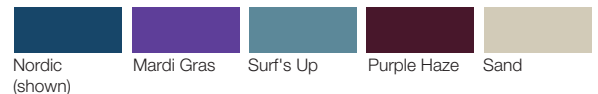
- Polypropylene seats and backs are durable and flexible
- Color permeates the seat and back; they don't show wear
- Integrated handle makes stacking and moving easy
- Solid steel frames in chrome or resilient powdercoat finish
- Supports up to 300 lbs. and stacks 10 high

✂ Fully assembled; ship four of one color per carton

STACK CHAIRS — Overall: 20"Wx22"Dx32"H.
Seat: 18"Wx18"Dx18"H.

KEY NO.	DESCRIPTION	4-36	40-96	100-156	160+
C 51576	Stack Chair	\$89	\$82	\$79	\$75
— 51577	Stack Chair w/ Glides	98	92	89	85

Choose Chair Color:



Nordic (shown)



Warm Gray Cayenne Blue Gray Black

Choose Frame:



Black (shown) Starlight Silver Chrome

- 51187 CHAIR DOLLY Holds up to 38 chairs \$389



AS LOW AS
C \$75 EA



Our Best Value Stack Chair

SNAP COLLECTION

Save time and money with this solid steel frame chair that's amazingly affordable. The seat and back are contoured for comfort. It snaps together without tools. So it's snag-free and tamper-proof.

- Steel solid-rod frame with Black powdercoat finish
- Black polypropylene seat and back with built-in handle
- Four plastic glides: use for hard floors, omit for carpet
- Stacks 10 high
- ✦ Assembly required; ship four per carton

STACK CHAIR — Overall: 19"Wx23"Dx31"H. Seat: 18"Wx18"Dx17"H.

KEY NO.	DESCRIPTION	4-32	36-72	76+
D 51547	Stack Chair	\$53.95	\$49.95	\$47.95

SHIPS TODAY!

GSA CONTRACT Listed in blue

E 90118 — CHAIR DOLLY Holds up to 30 chairs\$149



Seat is integrated with frame providing tamper-free construction.

AS LOW AS
\$47.95 EA D

Ships 4 per carton



Tough Seating Fights Germs and Bacteria

Polypropylene surfaces are treated to fight germs, fungus and bacteria, so they're appropriate for large groups.

- Anti-microbial polypropylene seat and back; fabric on padded chair is not anti-microbial
- Sturdy steel frame with a reinforcing cross-bar, chair supports up to 400 lbs., stool supports 250 lbs.
- Built-in hand hold makes for easy stacking up to five high
- ✦ Fully assembled; Chairs ship four per carton, Stools ship two per carton

STACK CHAIR — Overall: 22"Wx17"Dx31"H. Seat: 18"Wx16"Dx17"H.

PADDED STACK CHAIR — Black fabric over 1" foam seat and back cushions. Overall: 22"Wx17"Dx31"H. Seat: 18"Wx16"Dx17"H.

STOOL — Overall: 24"Wx26"Dx43"H. Seat: 18"Wx16"Dx31"H.

KEY NO.	DESCRIPTION	4-12	16-24	28-40	44+
F 51371	Stack Chair	\$109	\$98	\$89	\$79
G 51372	Padded Stack Chair*	139	129	119	109
H 50975	Stool*	139	129	119	109

SHIPS TODAY! 51371 in Gray and 50975-1 arrive in 1-2 weeks.

Choose Chair Color:



Blue (shown) Black (shown) Gray

*Stool and Padded Stack Chair available in Black only

— 82104 — CHAIR DOLLY Holds up to 25 chairs\$159



AS LOW AS
\$79 EA F

Ships 4 per carton





AS LOW AS
A \$47.95 EA



Chairs stack to 12 high for convenient storage.

A Classroom Classic — Shipped Fast!

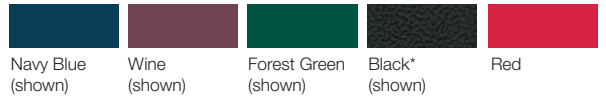
There aren't many schools that don't use this all-purpose stack chair. It's sturdy, durable and comfortable... the perfect choice. Last minute? No problem. Several sizes and colors ship to you today.

- Slots in the back reinforce and ventilate
- High-density molded polyethylene seat on a tubular steel frame in a chrome finish
- Meets ANSI/BIFMA safety standards
- ✓ Fully assembled; four of one color per carton

KEY NO.	HEIGHT	4-20	24-68	72-92	96+
— 51236	12" (Pre-K to K)	\$43.95	\$42.95	\$41.95	\$39.95
— 51237	14" (1st Grade)	43.95	42.95	41.95	39.95
— 51238	16" (2nd-4th Grade)	55.95	53.95	50.95	47.95
A 51239	18" (5th Grade-Adult)	55.95	53.95	50.95	47.95

SHIPS TODAY! 51237 in Navy, 51238 in Red, 51239 in all colors.

Choose Chair Color: *Black only available on 51239.



Two Styles in Nine Color Options

If your surroundings call for more selection, consider a contemporary sling-style chair, with squared corners and comfortable padded seat and back, or a round-back chair. Both available in a versatile array of upholstery options and ship fully assembled. Ships two per carton.

SLING-STYLE STACK CHAIR — Choose a 1" or 2" thick seat. Overall 20"Wx22"Dx33"H. Seat: 16"Wx16"Dx18"H. Chrome frame.

ROUND-BACK STACK CHAIR — Comfortable, 2" thick foam seat. Frames are welded steel, in Chrome or Black. Chairs stack up to 12 high. Overall: 18"Wx22"Dx33"H. Seat: 16"Wx16"Dx18"H.

KEY NO.	DESCRIPTION	2-18	20-38	40-62	64+
B 51226	Sling Style (vinyl, 1" seat)	\$70.95	\$67.95	\$64.95	\$62.95
— 51229	Sling Style (fabric, 2" seat)	80.95	77.95	74.95	72.95
— 51228	Sling Style (vinyl, 2" seat)	76.95	73.95	70.95	68.95
C 51339	Round Back (fabric)	67.95	63.95	60.95	58.95
— 51336	Round Back (vinyl)	63.95	60.95	58.95	57.95

SHIPS TODAY! 51226 in Black/Navy vinyl and 90982.

Choose Upholstery:



CHAIR CADDY — Holds 12 chairs.

D 90892\$119



AS LOW AS
\$62.95 EA B



AS LOW AS
C \$58.95 EA



Set-Up and Tear-Down are a Snap with Strong, Lightweight Tables

Just as strong and sturdy as their traditional counterparts, these folding tables are light enough to be moved and set up by just one person. Use them anywhere, indoors or out.

- 1 1/8" thick, blow-molded, high-density polyethylene top with a Speckled White finish resists spills, cleans easily
- UV inhibitors prevent sun damage
- Strong steel frame in a Hammertone Black finish; 1 1/8" tubular legs lock, fold flush with tabletop so storage is flat and level

✓ Fully assembled

KEYNO.	WxDxH	LBS	1	2-9	10-24	25-49	50+
RECTANGULAR TABLES							
— 41283	60"x30"x29"	30	\$149	\$129	\$119	\$115	\$109
E 41284	72"x30"x29"	35	159	139	129	125	119
— 41285	96"x30"x29"	48	179	159	149	145	139

KEYNO.	WxDxH	LBS	1	2-3	4-11	12+
ROUND TABLES						
F 41286	60"dia.x29"	53	\$259	\$239	\$219	\$209
— 41359	71"dia.x29"	73	319	298	279	259

AS LOW AS
E \$119



Lightweight tables can easily be moved by one person.

SKIRTING
AS LOW AS
\$75



Choose Topper or Skirting Color:



Create a More Professional Appearance

Go from plain to posh, with Shirred fabric table skirting and toppers that stay smooth and drape beautifully. Trade shows, seminars or banquets—these elegant accessories upgrade your image, and eliminate the cost of repeated rental.

- Strong flame-retardant 100% polyester twill drapes gracefully
- Machine washable; no ironing if removed promptly from dryer
- Toppers hang 6" over table edges
- Choose round skirting, 3-sided for head tables or 4-sided for standard tables
- Clips included to attach to table
- Made to order, non-returnable

NO.	DESCRIPTION	WxD	1-5	6+
TABLE TOPPERS				
80396	Rectangle Topper	60"x30"	\$36	\$33
80397	Rectangle Topper	72"x30"	40	37
80400	Rectangle Topper	96"x30"	47	44
80402	Round Topper	60"dia.	47	44
80404	Round Topper	72"dia.	61	58

NO.	LENGTH	ROUND	3-SIDED	4-SIDED	1-5	6+
SKIRTING						
80387	12'	—	30"x72" 18"x72" 18"x72"	—	\$79	\$75
80389	15'	—	—	30"x60"	99	89
80390	16'	60"	—	—	105	99
80391	17'6"	—	—	30"x72"	115	109
80392	19'	72"	—	30"x72"	124	115
80393	21'6"	—	—	30"x96"	134	124

Solid & Sturdy Tables Built to Last

AS LOW AS
A \$209



If you don't want to use precious desk space to spread out your next big project, how about adding a table? Choose a laminate surface that complements your décor.

- High-pressure laminate on solid core tabletop, with bullnose edging that guards against chipping
- Tubular steel legs with safety lock; steel apron
- ANSI/BIFMA safety approved
- ✂ Fully assembled

KEY NO.	DESCRIPTION	WxDxH	1-6	7-13	14+
— 41311	6"W Rectangular	72"x24"x29"	\$219	\$198	\$169
— 41312	8"W Rectangular	96"x24"x29"	259	229	198
— 41313	5"W Rectangular	60"x30"x29"	219	198	179
A 41314	6"W Rectangular	72"x30"x29"	249	229	209
— 41315	8"W Rectangular	96"x30"x29"	259	229	209
— 41316	6"W Rectangular	72"x36"x29"	259	229	209
— 41317	8"W Rectangular	96"x36"x29"	269	249	229
B 41318	6"W Adjustable-Ht.	72"x30"x24-35"	259	239	219
— 41319	8"W Adjustable-Ht.	96"x30"x24-35"	279	259	239
— 41320	6"W Adjustable-Ht.	72"x36"x24-35"	289	269	249
— 41321	8"W Adjustable-Ht.	96"x36"x24-35"	309	295	269
C 41322	5' Round	60"dia.x29"	389	369	339

Choose Top/Frame Combination:

GSA CONTRACT Listed in blue



*41322 not available in Crisp Linen or Desert Zephyr.

STEEL FOLDING CHAIR — Overall 19"Wx20"Dx31"H.

D 51484 (4-20) **\$30.95**; (24-36) **\$28.95**; (40-64) **\$26.00**;
..... (68-84) **\$25.95**; (88+) **\$24.95**

RECTANGULAR TABLE CADDY — Holds up to 10 tables.

E 41129 (72" tables and smaller) **\$319**
— 41130 (96" tables) **\$339**

ROUND TABLE CADDY — Holds up to 8 tables.

F 41131 **\$719**

GSA CONTRACT Listed in blue



CADDIES MOVE AND STORE

Carrying tables from storage to set-up is labor intensive and can damage tables. A caddy, sized for your tables, saves work and doubles as a storage option.



You can ease the load considerably with tables designed to be strong and durable, yet incredibly lightweight and easy to maneuver.

- ¾" thick tabletop with high-pressure laminate that won't stain, burn or scratch
- Inner core is made of a strong, extremely lightweight, plastic honeycomb structure sandwiched within a wood frame
- Strong and stable 1" tubular steel legs lock open and fold in one easy motion; steel apron is a single piece, reinforced for stability

✂ Fully assembled

KEY NO.	DESCRIPTION	WxDxH	1-6	7-13	14+
— 41335	6"W Table	72"x24"x29"	\$269	\$249	\$229
— 41336	8"W Table	96"x24"x29"	279	259	249
— 41324	5"W Table	60"x30"x29"	269	249	229
G 41325	6"W Table	72"x30"x29"	269	249	229
— 41326	8"W Table	96"x30"x29"	269	249	239
— 41327	6"W Table	72"x36"x29"	279	259	249
— 41328	8"W Table	96"x36"x29"	289	269	259

GSA CONTRACT Listed in blue

Choose Top/Frame Combination:



Cherry/Black (shown) Graphite Nebula/Black White Nebula/Black



Maple/Black North Sea Gray/Black



Honeycomb core inside a wood frame provides lightweight strength.



AS LOW AS
G \$229



H

At three feet wide, this table fits nicely into odd places and small spaces. Vinyl molding protects ¾" thick top with laminate surface in Walnut or Oak. 16-gauge steel legs have adjustable glides. Fully Assembled.

- H 42001** Overall: 36"Wx24"Dx27"H \$149
- **42002** (w/ casters) Overall: 36"Wx24"Dx29"H \$169

GSA CONTRACT Listed in blue

Use these versatile tables anywhere, from classroom to storage to breakroom. Available in fixed leg, fixed leg with shelf and folding leg models.

- Melamine laminate on ¾" thick solid core, with 2¼" semi-boxed steel aprons
- Tubular legs are 1" square, of 18-gauge steel and have glides that protect your floor; folding table legs lock in place

✂ Assembly required

KEY NO.	DESCRIPTION	WxDxH	1	2+
— 41073	30"W Fixed Leg	30"x18"x30"	\$189	\$179
J 41074	5"W Fixed Leg	60"x18"x29"	259	229
— 41075	4"W Fixed Leg	48"x24"x29"	209	198
— 41076	5"W Fixed Leg	60"x24"x29"	298	279
— 41069	5"W Folding Leg	60"x18"x29"	298	279
— 41080	6"W Folding Leg	72"x18"x29"	319	298
— 41071	5"W Folding Leg	60"x30"x29"	359	339
— 41070	5"W Folding Leg	60"x24"x29"	339	319
— 41072	30"W Fixed Leg w/ Shelf	30"x18"x30"	189	179
K 41077	4"W Fixed Leg w/ Shelf	48"x18"x30"	189	179
— 41078	2"W Fixed Leg w/ Shelf	24"x24"x30"	219	198
— 41079	30"W Fixed Leg w/ Shelf	30"x30"x30"	259	239



AS LOW AS
J \$229

Choose Top/Frame:



Light Oak/Brown (shown) Walnut/Black

SHIPS TODAY!

GSA CONTRACT Listed in blue



B \$1895



Seats swing in and out, and swivel for extra mobility and comfort.



Flip-open charging hub offers generous access to power and data.

Gather the Way You Want Standing Tables with Built-In Seats

Get stand-up benefits with a sit-down option. Standing tables with dry-erase tops are great for creative brainstorming. And if sessions go long, simply take a seat.


- 1" thick top has White dry-erase surface or Walnut laminate over solid core tops
- Flip-open charging hub in tabletop (three AC, two USB ports); one hub in 48" tables, two in 96" tables
- Steel frame with Dark Vein powdercoat finish; cords route through frame
- Contoured swing-out swivel seats in matching powdercoated steel or solid wood with Walnut finish
- 300 lb. capacity seats

✂ Assembly required

KEY NO.	DESCRIPTION	WxDxH	PRICE
A 46423	48" Table w/ 2 Chairs	48"x32"x38"	\$829
— 46249	48" Table w/ 4 Chairs	48"x32"x38"	1049
— 46424	96" Table w/ 4 Chairs	96"x32"x38"	1549
B 46425	96" Table w/ 8 Chairs	96"x32"x38"	1895

GSA CONTRACT Listed in blue

Top Finish:



Dry Erase
(shown)



Walnut
(shown)

Seat Finish:



Dark Vein Metal
(shown)



Walnut

Frame Finish:



Dark Vein Metal
(shown)

Popular Choices For Cafeteria Seating

AS LOW AS
c \$1295

- Pneumatic lift-assist for effortless folding
- Folds for easy storage
- High-pressure laminate tops with bullnose edge
- Gravity lock down prevents unexpected folding
- Powdercoated Black or Chrome frame
- 4" casters are off the floor when open to avoid moving when in use

✂ Fully assembled

KEY NO.	DESCRIPTION	WxDxH	1-2	3-9	10+
— 44718	8' Table	96"x57"x29"	\$1295	\$1249	\$1195
— 44719	10' Table	120"x57"x29"	1349	1295	1249
C 44720	12" Table	140"x57"x29"	1449	1395	1295



Tables fold and roll away.

Laminate Finish:



Castle Oak (shown) Walnut Crisp Linen

Frame Finish:



Chrome (shown) Black

- Laminate tabletops with safe vinyl edges won't scratch or chip
- Seats are made of durable polypropylene, with safe rolled edges
- Designed for safety: casters lift when table is open, so it can't roll; storage lock engages automatically when table is folded
- Tabletop is 60" diameter
- Frame is made of strong steel, with Black powdercoat or Chrome
- Gap between the two table sections means no pinched fingers

✂ Fully assembled

KEY NO.	DESCRIPTION	WxDxH	1-2	3-9	10+
D 44522	Black Table	84"x84"x29"	\$1549	\$1495	\$1349
E 44523	Chrome Table	84"x84"x29"	1549	1495	1349



AS LOW AS
D \$1349



Tables fold and roll away.

Laminate Finish:



Biltmore Cherry (shown) Castle Oak (shown) Walnut Maple

Frame Finish:



Chrome (shown) Black

- Indoor/outdoor use - withstands the elements
- Table is sanitary stainless steel, and steel seats have a scratch-resistant, waterproof and fire-resistant powdercoat finish
- Swivel seats have an auto-return feature, and foot glides adjust to uneven floors
- Heavy-duty steel frame is powdercoated Black

✂ Assembly required

KEY NO.	DESCRIPTION	WxDxH	1-3	4+
F 44520	Cluster Seating (48"Wx24"D top)	65"x48"x30"	\$669	\$639
— 44521	Cluster Seating (48"Wx30"D top)	71"x48"x30"	829	795

Seat Finish:



Blue (shown) Red Yellow Maroon Black



AS LOW AS
F \$639



B \$1249



Two convenient power ports keep you connected.



Modular Cabinets and Collaboration Islands Create a Dynamic Breakroom

TABELLA ISLAND — Take a work break, or catch up a little over lunch, at this modern breakroom island. Available with or without power ports, it's also a great place to charge your devices.

- Scratch-resistant laminate surfaces bonded to engineered wood core
- Island with power includes two power ports; each with two outlets and two openings for data cords
- Full-width modesty panel, and leg levelers
- Seats up to six; place additional islands end to end for larger groups

✂ Assembly required

CABINETS — Modular cabinetry lets you create the right configuration for your unique breakroom needs

- 1" thick high-pressure laminate countertops with PVC edge banding, and thermal-fused melamine cabinets with brushed pulls and soft-close hinges
- Cord grommets in countertop, and open back for outlet access
- Appliance base accommodates small refrigerator next to bottom storage

✂ Assembly required

SLED-BASE STOOL — Gray or Black poly seat and back with Black or Chrome powder coat frame. Overall: 20"Wx23"Dx44"H. Seat: 18"Wx19"Dx29"H.

A 50976(1-4) **\$189**; (5+) **\$179**

KEY NO.	DESCRIPTION	WxDxH	PRICE
— 46050	Island	84"x30"x41"	\$939
B 46051	Island w/ Power	84"x30"x41"	1249
C 36620	Wall Cabinet	36"x14"x30"	489
D 36621	Base Cabinet (1 drawer)	36"x25"x36"	939
— 36623	Base Cabinet (3 drawer)	36"x25"x36"	1059
— 36622	Storage Base Cabinet	36"x25"x36"	929
E 36627	Waste Management Base	36"x25"x36"	1059
F 36628	Appliance Hutch and Base	36"x25"x84"	1349

GSA CONTRACT Listed in blue

Choose Island Laminate:



Choose Cabinet Laminate Combination:





\$479

46003 — 36" SQUARE TABLE SET
Includes: (1) 41998 and (4) 44725

Give Your Budget a Break


This best-value furniture is ideal for medium traffic breakrooms and dining areas. Cast iron table bases and steel chair frames provide support at a very low price.

- Durable laminate over MDF core top with Black edge banding
 - Cast iron X-base with Black powdercoat finish, levelers, and welded-on top plate for secure tabletop assembly
 - 30" tables seat 2-3 people, 36" and 42" seat 4 people
- ✂ Assembly required

AS LOW AS
\$69 K

KEY SQUARE	ROUND	DESCRIPTION	1-2	3+
G	41997	46000 30" Table	\$169	\$159
H	41998	46001 36" Table	179	169
—	41999	46002 42" Table	198	189

Choose Laminate Color:



CHAIRS — Black powdercoated steel frame, with 2½" thick vinyl upholstered foam padded seat and plastic floor glides. Choose from Ladder, Slat or Vertical Slat-back styles. Available in a Black or Burgundy vinyl seat.

KEY NO.	DESCRIPTION	WxDxH	1-5	6+
J	44724 Ladder-Back Chair	17"x20"x32"	\$79	\$69
K	44725 Slat-Back Chair	17"x20"x34"	79	69
L	44726 Vertical Slat-Back Chair	17"x21"x32"	89	79



\$495

46004 — 36" ROUND TABLE SET
Includes: (1) 46001 and (4) 44726

AS LOW AS
A \$109 EA



\$1195
44023 — SQUARE TABLE SET
Includes: (1) 44223, (2) 44211,
(1) 44224 and (4) 44210

Cross-Back Chairs and Stools shown with Standard and Café-Height Tables.

SPECIAL PURCHASE! Combine tables and chairs for quantity discounts.

Create an Inviting Space to Take a Break with Café Chair, Stool and Table Groups

One of the building blocks necessary to create a productive, positive workplace is providing a place for employees to decompress and de-stress. Just a few minutes or lunch away from their desks makes a big difference. Create a warm, friendly bistro style with these chairs, stools and tables.

- Chairs and stools have firm, comfortable high-density foam seats, upholstered in soft vinyl or heavy-duty fabric
- Chair glides protect floor surfaces
- Tables sit on a stable cast iron X-base

✂ Fully assemble unless noted; chairs ship two per carton

CROSS-BACK CHAIR AND STOOL — Unique back design partnered with a sturdy 1" square tube steel frame.

GRID-BACK CHAIR AND STOOL — A modern twist on a traditional design. Sturdy 1" square tube steel frame.

WOOD-BACK CHAIRS AND STOOLS — Circle-back and designer-back styles. Solid wood back is a nice contrast to the sturdy steel frame.

ALL-WOOD CHAIR AND STOOL — Slat-back design in solid wood.

TABLES — High-pressure laminate and poly vinyl edges on a 1 1/4" engineered wood tabletop. Assembly required.

KEY NO.	DESCRIPTION	WxDxH	SEAT HT.	2-7	8+
A	44210 Cross-Back Chair	18"x19"x32"	19"	\$119	\$109
B	44214 Grid-Back Chair	18"x19"x32"	19"	119	109
C	44216 Circle-Back Chair	18"x19"x32"	19"	119	109
D	44218 Designer-Back Chair	18"x19"x32"	19"	119	109
E	44220 All-Wood Chair	18"x19"x32"	19"	209	198

KEY NO.	DESCRIPTION	WxDxH	SEAT HT.	1-7	8+
F	44211 Cross-Back Stool	18"x19"x42"	30"	\$149	\$139
G	44215 Grid-Back Stool	18"x19"x42"	30"	149	139
H	44217 Circle-Back Stool	18"x19"x42"	30"	159	149
J	44219 Designer-Back Stool	18"x19"x42"	30"	159	149
K	44221 All-Wood Stool	18"x19"x42"	30"	249	229

AS LOW AS
B \$109 EA



\$1195

44024 — ROUND TABLE SET
Includes: (1) 44229, (2) 44217,
(1) 44230 and (4) 44216



Circle-Back Chairs and Stools shown with Standard and Café-Height Tables.



AS LOW AS
\$109 EA C
Ships 2
per carton



AS LOW AS
\$109 EA D
Ships 2
per carton




DESCRIPTION	TOP NO.	SQUARE TOP		ROUND TOP		
		1-2	3+	NO.	1-2	3+
29"H Standard Table	36"	44222	\$269 \$249	44228	\$269	\$249
42"H Café-Height Table	36"	44223	289 269	44229	289	269
29"H Standard Table	42"	44224	298 279	44230	298	279
42"H Café-Height Table	42"	44225	319 298	44231	319	298
29"H Standard Table	48"	44226	349 329	44232	379	359
42"H Café-Height Table	48"	44227	449 429	44233	419	395

Choose Chair Upholstery:

Vinyl




Fabric




Choose Wood Finish For Chairs:


Circle-Back



Designer-Back and All-Wood



Choose Table Finish:



AS LOW AS
\$198 EA E
Ships 2
per carton



H
\$1749
(INCLUDES
UPPER AND
LOWER
CABINETS)



AS LOW AS
E \$279

AS LOW AS
A \$259

A BIGGER SEAT TO ACCOMMODATE EVERYONE



Our oversized chair seats have a wider and deeper cushion, backed by a larger seat base. They'll seat anyone up to 400 lbs. comfortably.

\$1249
44609 — CAFÉ TABLE AND CHAIRS SET
Includes: (4) 44599 and (1) 44603

CHOOSE CHAIR COMBINATION:

AS LOW AS
D \$279



AS LOW AS
B \$298

\$795
44608 — CAFÉ TABLE AND STOOLS SET
Includes: (2) 44600 and (1) 44602

NBF SIGNATURE
— SERIES —

Spacious, Comfortable and Stylish

CAFÉ AU LAIT COLLECTION

Whether you're updating your corporate break room or creating a casual meeting spot, these chairs and tables create a rich atmosphere that lends itself to warm interaction. Best of all, the chairs and stools have extra-wide and deeper seats so you can accommodate everyone.

CHAIRS AND STOOLS — Generously sized, supportive foam seat is 2" thick, upholstered in antimicrobial vinyl or 100% recycled fabric. Cut-out wood backs and sturdy, over 90% recycled with steel frames.

TABLES — High-pressure laminate tops in finishes that complement chair selections and cast iron bases. Assembly required.

ACCESSORY FURNITURE — The drink cart has two beverage shelves and a locking storage area, and rolls easily on 3½" casters. The cabinet set has easy-to-clean laminate surfaces (Maple cabinet and Graphite Nebula countertop) and a 15"x15" stainless steel sink.

CAFÉ STOOLS AND CHAIRS

KEY NO.	DESCRIPTION	WxDxH	2-4	6+
A 44599	Chair	19"x22"x36"	\$269	\$259
B 44600	Stool	19"x22"x43"	319	298

CAFÉ TABLES

KEY NO.	DESCRIPTION	DIAXH	1-2	3+
C 44601	30" Standard-Height	30"x29"	\$259	\$239
D 44602	30" Café-Height	30"x41"	298	279
E 44603	36" Standard-Height	36"x29"	298	279
F 44604	36" Café-Height	36"x41"	329	309
— 44605	42" Standard-Height	42"x29"	329	309
— 44606	42" Café-Height	42"x41"	349	329

ACCESSORY FURNITURE

KEY NO.	DESCRIPTION	WxDxH	PRICE
G 44598	Drink Cart	34"x22"x43"	\$449
H 44607	Cabinet Set	36"x24"x84"	1749

GSA CONTRACT Listed in blue



Choose Table Finish:





AS LOW AS
A \$198 EA
Ships 2
per carton



Clear Coat emphasizes strong welded frame for an industrial look.



The tapered seat design lends a modern, streamlined look and provides extra comfort and support for up to 400 lbs.



\$2195

46049 — HIGH-LOW TABLE SET

Includes: (4) 44294, (4) 44295,
(2) 46006 and (1) 46007

AS LOW AS
C \$198 EA
Ships 2
per carton





NBF SIGNATURE
— SERIES —

Say Goodbye to Drab Breakrooms

FRAPPÉ COLLECTION

Chase away your breakroom blues, with colorful chair upholstery and frame color combinations. These heavy-duty beauties feature welded steel frames that support up to 400 lbs. And the matching tables come in shapes, heights and colors galore—some with power and data ports.

CHAIRS AND STOOLS — Welded steel frame with Silver or Black powdercoat or industrial Clear Coat powdercoat finish. Seat is extra wide, 19"Wx21"D, all wood or 2" thick upholstered cushion. Modern trapezoid cutout in back. Fully assembled. Ship two of one combination per box.

KEY DESCRIPTION	BLACK/SILVER			CLEAR COAT		
	NO.	2-4	6+	NO.	2-4	6+
A Upholstered Chair	44288	\$189	\$179	44292	\$209	\$198
B Upholstered Stool	44289	219	209	44293	239	229
C Wood Chair	44290	189	179	44294	209	198
D Wood Stool	44291	219	209	44295	239	229

SQUARE OR ROUND TABLES — Scratch resistant high-pressure laminate top, low profile steel X-base in Silver or Black powdercoat finish, and floor levelers. Standard tables are 30"H and café-height are 42"H. Assembly required.

KEY	SQUARE	ROUND	DESCRIPTION	1-2	3+
E	46005	46011	30"W Table	\$209	\$198
F	46006	46012	30"W Café-Height Table	229	219
G	46007	46013	36"W Table	269	259
—	46008	46014	36"W Café-Height Table	289	279
—	46009	46015	42"W Table	298	289
—	46010	46016	42"W Café-Height Table	319	298

OVAL TABLES — High-pressure laminate top measures 72"Wx36"D in two heights. Optional data/power unit with two USB, network and power ports. Two bases in Silver or Black powdercoat finish. Assembly required.

KEY NO.	DESCRIPTION	1-2	3+
— 46017	30"H Oval Table	\$579	\$549
H 46018	30"H Oval Table w/ Power	695	669
— 46019	42"H Oval Café-Height Table	595	579
— 46020	42"H Oval Café-Height Table w/ Power	729	695

GSA CONTRACT Listed in blue


AS LOW AS
\$669 H



Convenient data port keeps you connected with two power, two USB and two network ports.

Choose Upholstery Color:

Solid Fabric



Mink (shown) Meadow Midnight Ink

Pattern Fabric



Sprout (shown) Tabby Cat Lake Iron

PVC-Free Polyurethane



Quarry (shown) Honeydew Batik Black

Choose Wood Stain:



Walnut (shown) Natural Mahogany Black

Choose Table Top Laminate:



Walnut (shown) Natural Mahogany Black

Choose Frame: *Clear Coat only available on chair frames.



Clear Coat (shown) Silver (shown) Black



AS LOW AS
\$209^B

A
Ships 2
per carton

\$929
44728 — CHAIRS & TABLE SET
Includes: (4) 44682 and (1) 41803

\$1079
44727 — CAFÉ TABLE & CHAIR SET
Includes: (1) 41805 and (4) 44683

NBF SIGNATURE
— SERIES —

Sleek, Modern Coffee Shop Style

BARISTA COLLECTION

Minimalist design and chic Silver finishes provide employees a modern and relaxed café experience in your breakroom or lounge.

CAFÉ CHAIR AND STOOL — Bentwood-inspired laminate seat on a 16-gauge tubular chrome steel frame with nylon glides. Stacks four high, and supports up to 300 lbs. Fully assembled. Café Chairs ship in quantities of two.

CHAIR — Overall: 21"Wx21"Dx34"H. Seat: 16"Wx15"Dx18"H.

A 44682(2-6) **\$169**; (8-10) **\$165**; (12+) **\$159**

STOOL — Overall: 22"Wx22"Dx46"H. Seat: 16"Wx15"Dx30"H.

B 44683(1-5) **\$219**; (6-9) **\$215**; (10+) **\$209**

Choose Wood Finish:



Vanilla Bean (shown) Coffee Bean (shown)

CAFÉ TABLES — 1/4" thick high-pressure laminated top with smooth Black edgeband. Cast iron base has a chip-resistant Silver finish, and leveling glides. Assembly required; attach top to base.

KEY NO.	DESCRIPTION	DIAxH	1-2	3+
— 41802	Standard Table	30"x29"	\$298	\$279
C 41803	Standard Table	36"x29"	319	298
— 41804	Standard Table	42"x29"	359	339
D 41805	Café-Height Table	30"x42"	339	319
— 41806	Café-Height Table	36"x42"	359	339
— 41807	Café-Height Table	42"x42"	419	395

Choose Tabletop Color:



Casual Linen (shown) Black (shown) Maple Walnut

GSA CONTRACT Listed in blue





\$1079

44729 — CHAIRS & TABLE SET

Includes: (4) 44256 and (1) 44259



Gorgeous Natural Wood, Modern Colors and User-Friendly Features

STRATA COLLECTION

Create the ultimate contemporary surrounding with elegant chairs. The latest colors in anti-microbial upholstery suit medical venues beautifully.

- Generously sized, wood fan back with hand-hold for easy stacking
- 2" thick foam seat upholstered in *Silver* vinyl sits on a plywood seat base and 7/8" diameter tubular steel frame
- Chairs ship in quantities of two
- ✓ Fully assembled unless noted

STANDARD CHAIR — Overall w/ arms 23"Wx19"Dx32"H; overall w/o arms 19"Wx19"Dx32"H. Seat: 18"Wx18"Dx18"H. 275 lb. capacity.

E 44256 (w/arms) (2-6) \$229; (8-10) \$219; (12+) \$209

F 44255 (w/o arms) (2-6) \$209; (8-10) \$198; (12+) \$189

G 44253 (w/ casters)..... (2-6) \$249; (8-10) \$239; (12+) \$229

EXTRA WIDE CHAIR — Overall w/ arms 26"Wx19"Dx32"H; overall w/o arms 22"Wx19"Dx32"H. Seat: 22"Wx18"Dx18"H. 400 lb. capacity.

H 44252 (w/arms) (2-6) \$319; (8-10) \$298; (12+) \$289

J 44251 (w/o arms)..... (2-6) \$279; (8-10) \$259; (12+) \$249

STOOL — Overall: 19"Wx19"Dx45"H. Seat: 18"Wx18"Dx29"H. 275 lb. capacity.


K 44254 (1-5) \$298; (6-9) \$279; (10+) \$269

TABLES — 1 1/4" thick top with high-pressure laminate finish and a Black or Gray T-mold edge sits on 3" round steel base. Assembly required.

KEY NO.	DESCRIPTION	DIAXH	1-2	3+
— 44257	Standard Table	30"x29"	\$289	\$269
L 44259	Standard Table	36"x29"	319	298
— 44261	Standard Table	42"x29"	359	339
M 44258	Café-Height Table	30"x42"	329	309
— 44260	Café-Height Table	36"x42"	369	349

AS LOW AS


\$209 E



Choose Anti-Microbial Vinyl Upholstery:




Choose Wood Finish:



Choose Frame/Base:

Choose Tabletop Color:



GSA CONTRACT Listed in blue



AS LOW AS
A \$269

AS LOW AS
D \$98

NBF SIGNATURE
— SERIES —

Take a Break Relax in Modern Comfort

FIGO COLLECTION

Make break areas more comfortable with ventilated-back contoured stack chairs and stools. Pair them with coordinating tables in standard and café heights to create your ideal breakroom.

TABLES — Scratch-resistant, high-pressure laminate tops with safe vinyl edging. Solid, cast iron base with a Silver powdercoat finish and leveling glides. Assembly required, attach base.

CHAIRS/STOOLS — Easy-clean polypropylene back and seat, or 1" thick seat in PVC-free polyurethane or fabric. The 15-gauge steel frame has a Silver finish, built-in ganging brackets and nylon glides. Supports up to 400 lbs. Chairs stack 15 high. Stools stack 5 high. Fully assembled.

KEY NO.	DESCRIPTION	WxDxH	1-2	3+
A 44433	30" Standard-Height Table	30"x30"x29"	\$289	\$269
B 44434	30" Café-Height Table	30"x30"x41"	329	309
— 44435	36" Standard-Height Table	36"x36"x29"	309	289
— 44436	36" Café-Height Table	36"x36"x41"	349	329
C 44437	42" Standard-Height Table	42"x42"x29"	349	329
— 44438	42" Café-Height Table	42"x42"x41"	389	369

SHIPS TODAY! Linen only.

GSA CONTRACT Listed in blue

Choose Table Laminate:





CHAIR — Overall: 22"Wx22"Dx31"H. Seat: 18"Wx18"Dx18"H.

D 51705 (polypropylene seat) (1-16) **\$119**; (17-31) **\$109**; (32+) **\$98**
 — **51706** (polyurethane or fabric seat) .. (1-16) **\$159**; (17-31) **\$149**; (32+) **\$139**

STOOL — Overall: 22"Wx22"Dx47"H. Seat: 18"Wx18"Dx30"H.

E 44443 (polypropylene seat) (1) **\$209**; (2+) **\$198**
 — **44444** (polyurethane or fabric seat) (1) **\$239**; (2+) **\$229**

SHIPS TODAY! Select colors

GSA CONTRACT Listed in blue

Try Before You Buy!

So you need to buy several chairs but you're not quite sure if the chairs you picked will work. NBF provides sample chairs on large orders, so you can be certain the chair will fit your needs before you buy. Call 800-558-1010 today to find out how you can test a chair!

Choose Combination:

Polypropylene Back/Seat:




White/ Navy (shown) White/ Brown White/ Black Navy/ Navy Brown/ Brown Black/ Black

Polypropylene Back/Fabric Seat:




White/ Midnight White/ Sterling White/ Ink Navy/ Midnight Brown/ Sterling Black/ Ink

Polypropylene Back/Polyurethane Seat:



White/ Ocean White/ Stratus White/ Black Navy/ Ocean Brown/ Stratus Black/ Black



AS LOW AS
A **\$298**

NBF SIGNATURE
— SERIES —

Café Furniture with a Touch of Class

LOFT CHAIRS & TABLE COLLECTION

Rich wood and Black steel pair beautifully in this contemporary café collection. Large, slotted seat backs provide extra comfort. And the tables, chairs and stools match for an endless array of configurations.

CHAIRS AND STOOLS — Solid wood seat/back and 18-gauge, 90% recycled steel frame with powdercoat finish. Each supports up to 400 lbs. Fully assembled.

CAFÉ TABLES — High-pressure laminated 1/4" thick tops, with smooth Black edge band. Black base is 90% recycled steel with leveling glides. Meets ANSI-BIFMA safety standards. Assembly required.

COFFEE BAR — Features counter-height worktop. Assembly required.

LEATHER CHAIRS AND LOVESEATS — Black leather, Cherry finish on feet. Assembly required.



AS LOW AS
\$279 B

\$849

44680 — CAFÉ-HEIGHT SET
Includes: (1) 44674 and (2) 44672

\$1395

44681 — STANDARD-HEIGHT SET
Includes: (1) 44678 and (4) 44673

KEY NO.	DESCRIPTION	WxDxH	SEAT	2-4	6+
CAFÉ SEATING					
A	44672	Café Stool	17"x19"x42"	17"x16"x30"	\$319 \$298
B	44673	Café Chair	17"x19"x32"	17"x16"x18"	289 279

KEY NO.	DESCRIPTION	DIAXH	1-2	3+
CAFÉ TABLES				
C	44674	Café-Height Table	30"x41"	\$298 \$279
—	44675	Café-Height Table	36"x41"	329 309
—	44676	Café-Height Table	42"x41"	359 339
—	44677	Standard-Height Table	30"x29"	279 259
D	44678	Standard-Height Table	36"x29"	298 279
—	44679	Standard-Height Table	42"x29"	329 309

SHIPS TODAY! In Dark Mahogany only; except 44676 & 44679.

GSA CONTRACT Listed in blue

KEY NO.	DESCRIPTION	WxDxH	PRICE
ACCESSORY FURNITURE			
E	75958	Coffee Bar	71"x36"x44" \$829
F	75032	Leather Loveseat	58"x34"x31" 729
G	75031	Leather Chair	32"x34"x31" 529
H	53672	End Table	20"x20"x20" 189


SHIPS TODAY! Except 75032 & 75031.

GSA CONTRACT Listed in blue

Choose **LOFT Seating Finish**:



Choose **LOFT Table Finish**:





D \$1595

AS LOW AS
F \$198



AS LOW AS
C \$1549

Shown in Natural.



AS LOW AS
E \$139

AS LOW AS
B \$419



Shown in Barnwood.

NEW!

Weathered Wood Lends Rustic Charm

Inspired by popular coffeehouse décor, these solid-wood tables bring warmth to any breakroom. The protective tabletop finish resists spills, stains, abrasion and UV rays. Pair with wood seat stools or comfortable and modern chairs to complete the look.

- 1¼" thick solid poplar wood tops with water-based UV protection finish in choice of three colors
- Black powdercoated bases
- ✂ Assembly required; attach base to top

ARMLESS CHAIR — White polypropylene shell with flexing stool back. Stacks 25 high. Overall: 22"Wx21"Dx32"H. Seat: 18"Wx17"Dx18"H.

E 57528(1-2) \$149; (3+) \$139

STOOL — Rustic industrial frame with Beech wood laminate contoured seat. Overall: 30"Wx30"Dx30"H. Seat: 17"Wx13"Dx30"H.

F 57527(1-2) \$219; (3+) \$198


Choose Stool Color:



White (shown) Natural Espresso

KEY NO.	DESCRIPTION	WxDxH	1-2	3+
— 47062	30"W Table	30"x30"x29"	\$329	\$298
— 47063	30"W Counter-Height Table	30"x30"x36"	349	329
A 47064	30"W Bistro-Height Table	30"x30"x41"	359	339
B 47065	36"W Table	36"x36"x29"	439	419
— 47066	36"W Counter-Height Table	36"x36"x36"	459	439
— 47067	36"W Bistro-Height Table	36"x36"x41"	469	449
— 47068	42"W Table	42"x42"x29"	495	479
— 47069	42"W Counter-Height Table	42"x42"x36"	519	495
C 47014	7' Table	84"x42"x30"	1549	—
— 47020	9' Table	108"x42"x30"	1795	—
D 47018	7' Café-Height Table	84"x42"x41"	1595	—
— 47024	9' Café-Height Table	108"x42"x41"	1895	—

Choose Table Color:



Barnwood (shown) Natural (shown) Espresso

GSA CONTRACT Listed in blue

Secure Storage for Personal Belongings



AS LOW AS
A \$219

Welded steel lockers give employees a secure place to store belongings. The durable powdercoat finish resists scratches and chips, and the vents provide ventilation.


- Recessed handles with finger latch on all except 5-tier unit
- All accept standard padlocks (not included)

✂ Fully assembled

KEY NO.	DESCRIPTION	WxDxH	1-7	8+
A 31902	Single Tier Locker	15"x18"x66"	\$229	\$219
B 31903	2-Tier Locker	15"x18"x66"	239	229
C 31904	3-Tier Locker	15"x18"x66"	279	269
D 31905	5-Tier Locker	15"x18"x66"	269	259

GSA CONTRACT Listed in blue

Choose Color:



Keep your office clutter-free with heavy-duty storage/file cabinets. The wardrobe with file contains one fixed shelf and coat rod. Cabinet with file contains one fixed and three adjustable shelves.

- Welded steel with powdercoat finish
- Three-point locking door with full-length pull

✂ Fully assembled

KEY NO.	DESCRIPTION	WxDxH	1-2	3+
E 31218	Cabinet w/ File	17"x18"x64"	\$429	\$419
F 31217	Wardrobe w/ File	17"x18"x64"	429	419

GSA CONTRACT Listed in blue

Choose Color:



Add storage to small spaces with these heavy-duty, welded combo lockers. Both with 3-point locking system, recessed handle and hasp for padlock. Louver vents in door provide airflow. Includes coat hook and rod.

- Durable powdercoat finish is scratch-resistant

✂ Fully assembled

KEY NO.	DESCRIPTION	WxDxH	1-2	3+
G 36140	24"W Combo Locker	24"x21"x72"	\$559	\$539
— 36139	18"W Combo Locker	18"x21"x72"	529	495

Choose Color:



AS LOW AS
G \$539



SPECIAL PURCHASE! Mix and match for discounted 2+ pricing.

These heavy-duty storage lockers, in a wide variety of configurations, will provide secure, organized storage that stands up to the rigors of daily use.

- Heavy-gauge steel lockers have louvers for ventilation
- Rubber bumpers, door stiffeners and smooth latching eliminates noise
- All doors accept padlocks
- ✂ Fully assembled units are easy to set up

16-PERSON LOCKER — Combines box and hanging storage. Sixteen 12"Wx18"Dx12"H compartments, rod for full-length garments. Connect three assembled sections.

WALL MOUNT — Four 12"Wx18"Dx12"H compartments. Mounting hardware is not included. Attach coat rod.

1-TIER LOCKERS — With a hat shelf, coat rod and three-point closing system.

2-TIER LOCKERS — With three coat hooks, two-point closing system.

6-TIER LOCKERS — Six 12"Wx18"Dx12"H compartments.

KEY NO.	DESCRIPTION	WxDXH	1	2+
H 31238	16-Person Locker	72"x18"x72"	\$839	\$795
J 31239	Wall Mount (4 wide)	48"x18"x12"	339	289
— 31240	1-Tier (1 wide)	12"x18"x72"	369	349
— 31241	1-Tier (3 wide)	36"x18"x72"	729	695
K 31242	2-Tier (1 wide)	12"x18"x72"	369	349
— 31243	2-Tier (3 wide)	36"x18"x72"	689	669
L 31244	6-Tier (1 wide)	12"x18"x72"	369	349
— 31245	6-Tier (3 wide)	36"x18"x72"	789	769
M 31246	Closed Base (1 wide)	12"x18"x6"	36.95	—
— 36134	Closed Base (3 wide)	36"x18"x6"	59	—

Choose Color:



Sand (shown) Wine (shown) Medium Gray (shown) Regal Blue (shown)



AS LOW AS
H \$795



M Closed, 6" high base raises lockers off the floor, protecting contents from dust and moisture.



\$729
36151 — TRIO LOCKER SET
 Includes: (1) 31241 and (1) 36134

AS LOW AS
A \$439

Double-Ribbed Doors Stay Strong and Secure

HETFIELD COLLECTION

You can feel the superior construction of these steel storage cabinets with double-ribbed doors. With more shelves than other tall cabinets, you also get extra storage space at no extra cost.

- Welded steel with powdercoat finish
- Doors have two support ribs and lockable die-cast handles
- Shelves have a reinforcing stiffener and five contact points (two each side, one at back)
- Holds 160 lbs. per shelf, evenly distributed
- ✦ Fully assembled

HEAVY-DUTY STORAGE CABINETS — Three-shelf cabinet has one movable shelf that adjusts in 2" increments. Six-shelf cabinets have four shelves that adjust in 2" increments.

WARDROBE / COMBINATION CABINETS — Wardrobe cabinet has a full-width hanger bar. Combination cabinet features a 15" hanger bar, one full shelf and four 21" shelves.

KEY NO.	SHELVES	WxDxH	1-3	4
HEAVY-DUTY STORAGE CABINETS				
A 37104	6	36"x18"x72"	\$459	\$439
— 37102	6	36"x18"x78"	469	449
— 37103	6	36"x24"x72"	479	469
— 37101	6	36"x24"x78"	519	495
— 37105	6	48"x18"x72"	469	449
B 37108	3	36"x18"x42"	379	359
COMBINATION CABINETS				
— 37107	6	36"x24"x72"	\$379	\$359
— 37106	6	36"x18"x72"	469	449

Choose Color:

GSA CONTRACT Listed in blue



Putty (shown) Gray (shown) Black

AS LOW AS
\$359 B

Learn more about the *Hetfield Collection*
Search: **Hetfield** @ NBF.com

C

D

E

HEAVY-DUTY STORAGE CABINETS — Built of a heavier gauge steel and with heavier hinges than standard cabinets. Three-point locking system. Mobile cabinet includes four swivel casters (two lock), attach caster base.

KEY NO.	SHELVES	WxDxH	1-3	4+
MOBILE HEAVY-DUTY CABINETS				
C 31734	5	36"x24"x85"	\$559	\$539
— 31735	5	36"x18"x85"	519	495
D 31736	5	36"x18"x79"	489	469
— 31284	5	36"x24"x79"	519	495
E 31737	3	36"x18"x49"	359	339
MOBILE COMBINATION CABINETS				
— 31738	6	36"x24"x85"	\$595	\$579
— 31739	6	36"x18"x79"	449	429
— 31066	— EXTRA SHELF 36"W x specify depth..		\$29.50	

Choose Color:



Putty (shown) Light Gray (shown) Black (shown) Sand



Wine Regal Blue Green

Increase Your Storage Capacity with Jumbo-Sized Cabinets

Whether you've got lots to store, or what you've got to store is bigger than the usual paper reams, notebooks, and pens, jumbo-sized cabinets give you plenty of extra room. Shelves are extra-wide and strong enough to handle big and bulky items.

- Durable powdercoat finish resists scratches
- Welded steel construction and sturdy leaf hinges
- Two front floor levelers compensate for uneven floors
- Raised base provides easy access to bottom shelf and protects items from moisture and dirt
- Shelves adjust in 2" increments and hold 400 lbs., evenly distributed; built-in support tabs mean no additional parts or clips
- Two chrome handles with three-point locking system

✂ Fully assembled

JUMBO STORAGE CABINETS — Includes four adjustable shelves.

JUMBO COMBINATION CABINETS — Half of the cabinet is for shelved storage, the other half includes a rod for hanging clothes.

KEY NO. SHELVES WxDxH 1-2 3+

JUMBO STORAGE CABINETS

F 31481	5	48"x18"x78"	\$659	\$629
— 31482	5	48"x24"x78"	739	729
— 31722	2	48"x18"x42"	469	449
— 31723	2	48"x24"x42"	495	479
— 31362	—	Extra Shelf 18"D	49	—
— 31363	—	Extra Shelf 24"D	49	—

JUMBO COMBINATION CABINETS

G 31724	6	48"x18"x78"	\$659	\$639
— 31725	6	48"x24"x78"	729	695
— 31731	—	Extra Half-Shelf 18"D	29.95	—
— 31732	—	Extra Half-Shelf 24"D	49	—

Choose Color:



Black (shown) Putty (shown) Light Gray Sand



Wine Regal Blue Green



AS LOW AS
F \$629



“ Jumbo Storage Cabinet

The cabinet is excellent and lives up to our expectations.”

—Margreth



Get Organized with Personal Storage

Keep your workspace neat and organized with this personal-size storage cabinet. It holds plenty of supplies and files and locks everything securely with one lock.

- Steel with powdercoat finish; up to 30% recycled material
- Two 6"H box drawers and one 12"H file drawer on ball bearing glides with full-width pulls and left side storage compartment
- Interlock system with core-removable central lock

✂ Fully assembled

KEY NO.	DESCRIPTION	WxDxH	1-2	3+
H 32822	Personal Storage Cabinet	30"x19"x28"	\$539	\$519

Choose Color:



Black (shown) Medium Tone

GSA CONTRACT Listed in blue





AS LOW AS
A \$979



B



C



AS LOW AS
D \$1095



E

NBF SIGNATURE
— SERIES —

Adding the character and warmth of wood furniture can completely change the tone of your office. These attractive cabinets are solidly built and meet your unique storage needs.

- Durable high-pressure laminate in rich wood grain or Black finishes
- Concealed hinges and slender nickel handles
- Cabinets and drawers lock for security
- Weight capacity of shelves is 100 lbs. evenly distributed
- ANSI/BIFMA Level certified; product meets e3-2010 furniture sustainability standards

✓ Fully assembled

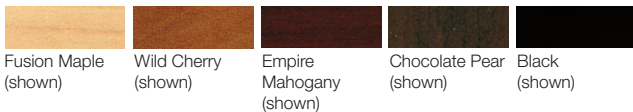
2-DOOR STORAGE CABINETS — 29"H has one adjustable shelf, 66"H has three adjustable shelves.

WARDROBE STORAGE CABINET — Fixed top shelf and clothing rod

STORAGE TOWERS — 3-drawer (box/box/file) and 2-drawer (file/file) options. Both include a wardrobe compartment with a clothing rod and a storage cupboard. Doors and drawers lock independently.

KEY NO.	DESCRIPTION	WxDxH	1-2	3+
A 31658	2-Door Storage Cabinet (66"H)	36"x24"x66"	\$995	\$979
B 31659	Wardrobe Storage Cabinet	36"x24"x66"	859	839
C 31660	2-Door Storage Cabinet (29"H)	36"x24"x29"	595	569
— 31665	Shelf for Storage Cabinets	36"x22"x1"	69	—
D 31661	3-Drawer Storage Tower	24"x24"x66"	1149	1095
E 31662	2-Drawer Storage Tower	24"x24"x66"	1149	1095
— 31663	Shelf for Storage Tower Cupboards	14"x22"x1"	49	—
— 31664	Shelf for Storage Tower Wardrobes	7"x22"x1"	37	—
— 31666	Side-to-Side Filing Rods	4"x10"x4"	35	—

Choose Laminate Finish:



GSA CONTRACT Listed in blue

Add Warmth to Your Office with Wood Tones



\$779^F

Two stacked cabinets or cabinets combined with files, drawers and wardrobe options give you an attractive array of storage choices.

- Thermally-fused melamine laminate surfaces and matching PVC edging, metal handles finished with black paint
 - Durable engineered wood construction and finished backs; floor levelers compensate for uneven flooring
 - Shelves adjust in 1½" increments
 - All doors and file drawers lock
 - Meet ANSI/BIFMA safety standards
- ✂ Assembly required unless noted

DOUBLE STORAGE CABINET — Two shelves on top, one adjustable shelf below.

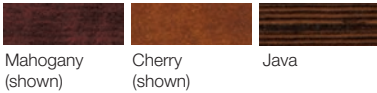
STORAGE CABINET/LATERAL FILE — Storage cabinet on top, two lateral file drawers below. Full-extension drawers hold letter or legal files. File is fully assembled.

WARDROBE CABINET — Two adjustable shelves and a built-in garment rod.

COMBO FILE — Includes two box drawers, a lateral file drawer and a vertical file drawer. Locking full-extension drawers accept letter or legal files. Fully assembled.

KEY NO.	DESCRIPTION	WxDxH	PRICE
F 31767	Double Storage Cabinet	35"x23"x65"	\$779
G 31769	Storage Cabinet/Lateral File	35"x23"x65"	939
H 31760	Wardrobe Cabinet	18"x24"x65"	659
J 30802	Combo File	31"x24"x29"	649

Choose Laminate Finish:



Mahogany (shown)

Cherry (shown)

Java



H



J

The richness of wood is displayed beautifully in a contemporary design, with glass-doored options providing a stunning contrast of materials.

- Hand-crafted with wood veneers
 - Doors and drawers lock for security
 - Storage cabinets each have an adjustable shelf;
- ✂ Assembly required unless noted. Professional assembly available, call for details

CREDENZAS — Two storage cabinets with double doors in wood or glass.

LATERAL FILE — Full-extension drawers hold letter and legal files. Counter-weight stabilizes suspension when drawers are open. Fully assembled.

CREDENZA AND LATERAL FILE — Two storage cabinets, one with glass doors, one with wood doors, and a two-drawer lateral file.

KEY NO.	DESCRIPTION	WxDxH	PRICE
K 31671	Credenza (wood and glass doors)	72"x19"x30"	\$1249
L 31672	Lateral File	36"x19"x30"	1079
M 31673	Credenza (glass doors)	72"x19"x30"	1349
N 31674	Credenza (wood doors)	72"x19"x30"	1349
P 31675	Credenza and Lateral File	108"x19"x30"	2349

Choose Finish:



Sierra Cherry (shown)

Mahogany



K



L



M



N



P



AS LOW AS
B \$395

AS LOW AS
A \$795



C



D

E

SPECIAL PURCHASE!

Combine cabinets for 6+ pricing.

These filing and storage cabinets lend a natural warmth to the most functional areas of your office. Clustered groupings create handy counter space, too.

- Easy-care wood grain laminate with 3mm PVC edges for protection
- Espresso has Silver pulls, Cherry, Mahogany and Urban Walnut feature black pulls

✂ Fully assembled unless noted

LATERAL FILE CABINETS — Full-extension drawers hold both letter and legal file folders.


STORAGE CABINET — An adjustable shelf behind two locking doors. Assembly required.

PERSONAL STORAGE CABINET — Includes a wardrobe section, storage cabinet and two file drawers. Top drawer locks.

COMBO FILE — One lateral, one vertical and two box drawers.

KEY NO.	DESCRIPTION	WxDxH	1-5	6+
A	30843 4-Drawer Lateral File	36"x22"x56"	\$839	\$795
B	30844 2-Drawer Lateral File	36"x22"x29"	419	395
C	36313 Storage Cabinet	36"x22"x29"	298	279
D	36314 Personal Storage Cabinet	23"x24"x65"	649	629
E	34933 Combo File	31"x22"x29"	495	479

Choose Laminate Finish:



Espresso (shown)

Cherry (shown)

Mahogany

Urban Walnut

Add Sophistication with Wood Grain File Cabinets

NBF SIGNATURE
— SERIES —

AT WORK COLLECTION

Storage doesn't have to be boring. With your choice of Espresso or Warm Ash laminate, these storage pieces will add a touch of modern to your space.

- Tough laminate surfaces with Brushed Nickel accents
- ✂ Assembly required unless noted

LATERAL FILE — Locking file has full-extension glides, anti-tip mechanism and holds both letter and legal file folders. Fully assembled.

STORAGE CABINET — Two adjustable shelves behind frosted glass doors.

KEY NO.	DESCRIPTION	WxDxH	1-2	3-5	6+
F 30626	Lateral File	36"x19"x29"	\$459	\$449	\$429
G 30630	File w/ Cabinet	36"x19"x72"	759	739	719

 SHIPS TODAY!

Choose Laminate:



Carry the lovely warmth of wood, contrasted with black, throughout your office. Modular pieces like this lateral file cabinet (also with a hutch) make it easy to create custom surroundings for everyone.

- Hard gloss, *EverSheen™* tops are heat, stain and scratch resistant
- Classic Cherry finish with Soft Black sides
- Locking drawers hold letter or legal hanging files
- Anti-tip mechanism on file
- Hutch adds overhead storage, both open and closed

✂ Assembly required

KEY NO.	DESCRIPTION	WxDxH	1-4	5+
H 30895	Lateral File	35"x24"x30"	\$449	\$429
J 30896	Lateral File w/ Hutch	35"x24"x73"	679	649

 SHIPS TODAY!

GSA CONTRACT Listed in blue

Surround yourself with traditional beauty. Warm and welcoming select hardwood and veneer cabinets are handcrafted.

- Distressed indentations, knockdown sanding highlights, rosettes and dentil molding in a Warm Cherry finish
- Full suspension hanging file drawers hold letter or legal folders; top drawer locks

✂ Fully assembled

KEY NO.	DESCRIPTION	WxDxH	1-2	3+
K 30322	2-Drawer Lateral File	34"x20"x29"	\$609	\$579
L 30453	4-Drawer Lateral File	34"x20"x54"	1029	979

 SHIPS TODAY!

GSA CONTRACT Listed in blue





AS LOW AS
B \$259



AS LOW AS
A \$159

Affordable Filing

Keep the Whole Office Organized

Save money and space with these durable, commercial-grade vertical files. Double-wall fronts and durable enameled steel construction will withstand heavy use and look great for many years.

- Steel construction with scratch resistant baked enamel finish; up to 30% recycled material
- Aluminum drawer pulls and label holders
- Full-extension galvanized drawers have double-wall fronts, ball bearing glides and follower blocks
- Files securely lock up all important documents
- ✂ Fully assembled

KEY NO.	DESCRIPTION	WxDxH	1	2-7	8+
— 34503	4-Drawer File (letter)	15"x26½"x52"	\$289	\$259	\$249
A 34501	2-Drawer File (letter)	15"x26½"x29"	198	169	159
B 34504	4-Drawer File (legal)	18"x26½"x52"	298	269	259
— 34502	2-Drawer File (legal)	18"x26½"x29"	209	179	169

SHIPS TODAY! 34501 and 34503

GSA CONTRACT Listed in blue

Choose Enamel Finish:



Black (shown) Putty (shown) Gray



“Perfect Cabinet
Durable. Economic. Functional. Lockable.
—Audrey”
★★★★★

Running out of workspace? Mobile pedestals keep up with the pace of the workday. With two depths and two styles, these pedestals can store all you need and roll under standard desk tops, out of your way.

- Mobile pedestals have hidden casters
- Steel construction with scratch resistant baked enamel finish
- Full-extension drawers have ball bearing glides and full-width drawer pulls; holds letter-size hanging files
- Counterweights prevent tipping and files lock securely
- ✂ Fully assembled

TWO-DRAWER FILES — Two file drawers; 20"D or 23"D.

THREE-DRAWER FILES — Two box and one file drawer; 20"D or 23"D.

KEY NO.	DESCRIPTION	WxDxH	1-4	5-7	8+
C 34956	2-Drawer Mobile Pedestal	15"x23"x28"	\$269	\$249	\$239
D 34955	3-Drawer Mobile Pedestal	15"x23"x28"	269	249	239
E 34957	2-Drawer Mobile Pedestal	15"x20"x28"	249	229	219
F 34953	3-Drawer Mobile Pedestal	15"x20"x28"	249	229	219

GSA CONTRACT Listed in blue

Choose Enamel Finish:



Black (shown) Putty (shown) Gray (shown)

These strong, commercial-grade file cabinets are offered in two depths so they can fit in your space perfectly.

- Steel construction with a tough enamel finish in Light Gray
- High drawer sides add strength and eliminate a need for hang rails
- Lock included; thumb latch keeps drawers safely closed; aluminum label holder on each drawer

✂ Fully assembled

25"D COMPACT VERTICAL FILES — Hold letter-sized folders. Full cradle drawer suspension with nylon rollers provides smooth, quiet drawer action. Adjustable wire follower included.

KEY NO.	DESCRIPTION	WxDxH	1-2	3-5	6+
G 30707	4-Drawer File (letter)	15"x25"x52"	\$349	\$329	\$298
H 30705	2-Drawer File (letter)	15"x25"x29"	259	239	219

26½"D STANDARD VERTICAL FILES — Hold both letter and legal folders. Steel ball bearing suspension, and spring-loaded follower block keeps files upright.

KEY NO.	DESCRIPTION	WxDxH	1-2	3+
— 34927	2-Drawer File (letter)	15"x26½"x29"	\$289	\$269
— 34928	4-Drawer File (letter)	15"x26½"x52"	389	369
— 34929	5-Drawer File (letter)	15"x26½"x60"	539	519
— 34245	2-Drawer File (legal)	18"x26½"x29"	359	339
— 34930	4-Drawer File (legal)	18"x26½"x52"	439	419
— 34248	5-Drawer File (legal)	18"x26½"x60"	629	595

SHIPS TODAY! 34929, 34245 and 34248 arrive in 1-2 weeks.

COUNTER HEIGHT CABINET — Mar-resistant laminate top with Oak Grain finish. Three-point locking system. Two adjustable shelves hold 150 lbs. each.

J 31088 — 36"Wx18"Dx42"H (1) **\$349**; (2+) **\$319**

Choose Enamel Finish:



Store file cards, DVDs, paper and catalogs in these convenient card and flat cabinets.

CARD CABINETS — Drawers hold file cards or DVDs. Heavy-duty steel with a closed bottom. Full-extension drawers have ball bearing suspensions. Sliding dividers keep media upright. Plunger lock secures all drawers simultaneously. Drawers have thumb-latch release and two label holders. ✂ Fully assembled.

FLAT CABINETS — Each 9"Wx2¼"H drawer can hold forms, catalogs or small parts. All drawers have label holders and easy access pulls, no lock. ✂ Fully assembled.

KEY NO.	DESCRIPTION	DRW.	WxDxH	1	2+
K 31993	Card Cabinet (4x6)	6	15"x28"x40"	\$929	\$895
— 31451	Card Cabinet (4x6)	8	15"x28"x52"	1095	1069
— 31992	Card Cabinet (5x8)	5	19"x28"x40"	979	949
L 33368	Flat Cabinet (letter)	30	31"x12"x33"	469	449
— 33369	Flat Cabinet (legal)	30	31"x15"x33"	589	559

GSA CONTRACT Listed in blue

Choose Enamel Finish:



Store 3"x5", 4"x6" or 5"x8" cards in 2-section drawers. Versatile drawers hold two rows of DVDs or cards.



AS LOW AS
G \$298

AS LOW AS
H \$219



Premium Files at a Budget Price

Steel construction, and an interlock system with dual-lock bars, keep your files secure. And the double-wall base and scratch-resistant finish hold up for years of good looks.


- Steel with scratch-resistant enamel finish; up to 30% recycled steel used
- Drawers have interlock system with core-removable center lock, full-extension ball bearing glides, full-length pulls, and hold letter/legal hanging files
- Dual-lock bars and double-wall base with floor levelers provide extra security and stability
- 5-Drawer Files have one posting shelf in 12" high top drawer, and roll-out binder storage

✓ Fully assembled

KEY NO.	DESCRIPTION	WxDxH	1-2	3-7	8+
A 30877	2-Drawer File	36"x19"x28"	\$369	\$349	\$329
B 30879	3-Drawer File	36"x19"x40"	495	479	449
C 30880	4-Drawer File	36"x19"x53"	579	559	539
— 30881	5-Drawer File	36"x19"x68"	779	759	729
— 30882	2-Drawer File	42"x19"x28"	395	379	359
— 30883	3-Drawer File	42"x19"x40"	549	539	519
— 30884	4-Drawer File	42"x19"x53"	649	639	619
D 30885	5-Drawer File	42"x19"x68"	829	795	789

GSA CONTRACT Listed in blue

Choose Enamel Finish:



Counter-weighted Cabinets Provide Safety and Stability

Keep important documents safe and secure in these lockable, solid steel files. An all powdercoat finish is scratch and chip resistant and the construction provides a sturdy, long lasting file.

- Welded steel with scratch-resistant powdercoat finish
- Centrally locked drawers have recessed aluminum handles
- Accommodates letter or legal size hanging files
- 5-Drawer File has pull-out shelf and flip-up door
- Anti-tip safety system allows one drawer open at a time and incorporates counter-weights

✓ Fully assembled

KEY NO.	DESCRIPTION	WxDxH	1-2	3-7	8+
E 30081	5-Drawer File	36"x20"x67"	\$789	\$759	\$729
F 30080	4-Drawer File	36"x20"x54"	619	589	569
G 30079	3-Drawer File	36"x20"x41"	519	489	469
H 30078	2-Drawer File	36"x20"x29"	369	339	329
— 30084	5-Drawer File	42"x20"x67"	829	795	779
— 30083	4-Drawer File	42"x20"x54"	679	649	629
— 30082	3-Drawer File	42"x20"x41"	579	549	529

GSA CONTRACT Listed in blue

Choose Enamel Finish:



Drawers extend fully on ball bearing glides. Rolled-edge sides provide extra strength.



Leg levelers ensure wobble-free stability, for easier filing.



Recessed aluminum drawer handles provide easy, snag-free access.

Superior Files Handle it All

Now you don't need separate cabinets to handle both binder storage and regular paper files. This one does both!


- All steel, with seamless front corners and pretreated enamel finish for extra durability
 - Full-extension, locking drawers have ball-bearing suspension and prevent drawer bounce-back
 - Interlock system prevents tipping by allowing only one drawer open at a time
 - 42"W drawers fit three rows of front-to-back letter-sized hanging files
 - Easy-to-reach leveling glides can be adjusted from the inside of the cabinet, even when full
 - Drawers hold up to 100 lbs. for 36"W and 118 lbs. for 42"W
- ✂ Fully assembled

KEY NO.	DESCRIPTION	WxDxH	1-2	3+
— 30908	2-Drawer File	36"x19"x28"	\$449	\$419
— 30920	3-Drawer File	36"x19"x40"	549	519
J 30909	4-Drawer File	36"x19"x52"	695	669
— 30910	5-Drawer File	36"x19"x67"	829	795
— 30921	2-Drawer File	42"x19"x28"	479	449
— 30922	3-Drawer File	42"x19"x40"	579	549
— 30923	4-Drawer File	42"x19"x52"	729	695
— 30924	5-Drawer File	42"x19"x67"	839	819

SHIPS TODAY!

30908, 30909 and 30910. All others arrive in 6 weeks

Choose Enamel Finish:



Desert Putty (shown) Black Light Gray



Easy access binder storage in top drawer with flip-up front, pull-out shelf (5-drawer files only)



Base glides adjust for uneven floors

AS LOW AS **J \$669**



A Perfect Fit Under Your Work Surface, at a Breakthrough Price

Keep everything you need for day-to-day work stored neatly in pedestals that fit under any 30"H work surface.

- Strong, welded steel construction
- Ball bearing suspension and full-width handles
- Interlock and counter-weight prevents tipping
- Cam locks secure all drawers, and leveling glides compensate for uneven flooring

✂ Fully assembled

KEY NO.	DESCRIPTION	WxDxH	1-4	5+
K 36328	2-Drawer Pedestal	15"x23"x28"	\$249	\$209
L 36329	3-Drawer Pedestal	15"x23"x28"	259	219

SHIPS TODAY!

Choose Enamel Finish:



Putty (shown) Black Gray




Locking drawers secure contents.



Angled, recessed, full-pull handles make opening easy.



Drawers glide easily on ball bearing suspension.



AS LOW AS
A \$395



B
(3 SHOWN)

D
(3 SHOWN)

AS LOW AS
C \$629

“Beautiful!
Cobalt blue! At last office
furniture that is not drab!
—Jolanta S.”
★★★★★

NBF SIGNATURE
—SERIES—

Colorful, Heavy-Duty Files that are Built to Last

SPECTRUM COLLECTION

This colorful line of file cabinets is ready to meet your filing needs. Whether you want to blend with your décor or wake up your surroundings with visual contrast, these classic color selections will get the job done. Built to last, with all the features you need, these file cabinets will provide long-term value for your investment.

The vertical and lateral files in the *Spectrum* Collection can be used in the same room without looking mismatched. Add Spectrum bookcases (you can find them at NBF.com) with the same design and colors for all your storage needs.

- Heavy-duty welded steel construction with powdercoat finish
- Full-extension ball bearing suspension drawers
- A single lock secures all drawers in one unit
- Interlock system allows only one drawer to be opened at a time
- All files have solid bottoms and leveling glides for complete durability and support
- ANSI/BIFMA safety rated

✂ Fully assembled

VERTICAL FILES — Drawers have a 120 lb. capacity. High drawer sides add strength and serve as rails for hanging files. Sliding steel follower plate keeps your files upright when the drawer isn't full.

LATERAL FILES — Drawer bottoms are slotted to accommodate dividers; file rods adjust for letter, legal filing side-to-side. Drawers each have a 126 lb. weight capacity. Use optional laminate tops to create work or display surfaces.

LATERAL FILE CROSS RAILS — Convert to front-to-back filing. One pair is required per drawer. (2 per pack) — **91397** **\$5.95**






AS LOW AS
\$869 L

S
(2 SHOWN)

K
(2 SHOWN)



A single lock controls all drawers on the cabinet.



Label holder is recessed in the drawer pull.

AS LOW AS
J \$519

KEY NO. DESCRIPTION WxDxH 1-2 3+
VERTICAL FILES

KEY NO.	DESCRIPTION	WxDxH	1-2	3+
A 34118	2-Drawer (letter)	15"x28"x27"	\$419	\$395
B 34914	3-Drawer (letter)	15"x28"x39"	519	495
C 34915	4-Drawer (letter)	15"x28"x51"	649	629
D 34916	5-Drawer (letter)	15"x28"x63"	729	695
E 34917	2-Drawer (legal)	18"x28"x27"	459	439
F 34918	3-Drawer (legal)	18"x28"x39"	579	559
G 34919	4-Drawer (legal)	18"x28"x51"	729	695
H 34920	5-Drawer (legal)	18"x28"x63"	829	795

LATERAL FILES

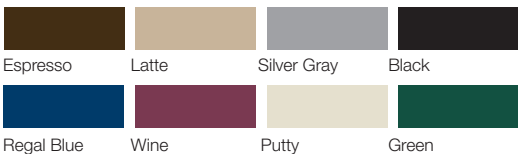
KEY NO.	DESCRIPTION	WxDxH	1-2	3+
J 30760	2-Drawer	36"x18"x28"	\$549	\$519
K 30761	3-Drawer	36"x18"x40"	695	649
L 30762	4-Drawer	36"x18"x51"	919	869
M 30763	5-Drawer	36"x18"x65"	995	959
N 30764	2-Drawer	42"x18"x28"	589	539
P 30765	3-Drawer	42"x18"x40"	809	759
Q 30766	4-Drawer	42"x18"x51"	959	919
R 30767	5-Drawer	42"x18"x65"	1069	1019
S 91393	36"W Laminate Top	36"x18"x1"	139	129
T 91396	42"W Laminate Top	42"x18"x1"	169	159

SHIPS TODAY!

GSA CONTRACT Listed in blue

Select models in Black and Putty

Choose File Color: (all shown)



Optional Lateral File Laminate Top Finish: (all shown)





A \$2349

FREE
DELIVERY!



Ensure Your Peace of Mind

Could your business handle the total loss of important documents due to fire or explosion? These files are built to keep important papers safe.

- Powdercoat finish on all sides (including the bottom); field-replaceable steel panels and welded steel drawer heads
 - 100% gypsum fireproof insulation, reinforced by galvanized welded steel wire
 - Drawers have high sides you can use with hanging files
 - Surface-mounted drawer pulls; more insulation inside drawer heads
 - Two-position drawer allows access to certain drawers while others stay locked; high security key lock
 - UL® 1-hour class 350 fire with impact rating
 - Protects from damage from sprinkler systems and fire hoses
 - Vertical drawers hold up to 130 lbs. Lateral drawers hold up to 170 lbs.
- ✓ Fully assembled

ACCESSORIES —

- 34148 COMBINATION DIAL LOCK — (for 31"D files).....\$249
- 34149 CASTER BASE — (for 31"D files).....\$269

KEY NO.	DESCRIPTION	WxDxH	PRICE
— 34138	2-Drawer Vertical File (letter)	18"x25"x28"	\$1499
A 34139	4-Drawer Vertical File (letter)	18"x25"x53"	2349
— 34140	2-Drawer Vertical File (letter)	18"x31"x28"	1899
— 34141	3-Drawer Vertical File (letter)	18"x31"x41"	2649
— 34142	4-Drawer Vertical File (letter)	18"x31"x53"	2849
— 34143	2-Drawer Vertical File (legal)	21"x25"x28"	1549
— 34144	4-Drawer Vertical File (legal)	21"x25"x53"	2399
— 34145	2-Drawer Vertical File (legal)	21"x31"x28"	1949
— 34146	3-Drawer Vertical File (legal)	21"x31"x41"	2699
— 34147	4-Drawer Vertical File (legal)	21"x31"x53"	2899
B 30158	2-Drawer Lateral File	38"x23"x53"	2999
— 30159	3-Drawer Lateral File	38"x23"x28"	3999
C 30160	4-Drawer Lateral File	38"x23"x41"	4399
— 30165	2-Drawer Lateral File	44"x23"x28"	3299
— 30166	3-Drawer Lateral File	44"x23"x41"	4599
— 30167	4-Drawer Lateral File	44"x23"x53"	5289

Choose Finish:



Special Features in Fireproof Files

Now you can have all of the same protection as FireKing's standard vertical and lateral files in a compact size or with a safe in the top compartment.

COMPACT FILES — 22" deep files fit tight spaces. Available in Parchment only. Drawers hold up to 130 lbs. each.

SAFE-IN-A-FILE — Fire and burglary protection in one.

KEY NO.	DESCRIPTION	WxDxH	PRICE
D 34158	4-Drawer Compact File	18"x23"x53"	\$1399
E 34157	2-Drawer Compact File	18"x22"x28"	799
F 34159	2-Drawer Safe-in-a-File	21"x32"x28"	2699
G 34160	4-Drawer Safe-in-a-File	21"x32"x53"	3699

Choose Finish:



FREE
DELIVERY!





A Low Cost For Hight Production

DURAVULT COLLECTION

NBF is proud to offer our own line of fire protection in these attractively priced insulated files. *Duravault*® insulated files are rated for UL Class 350 one-hour fire protection.

- Smooth powdercoat finish on strong, moisture-resistant steel walls
- 100% gypsum, oven-dried insulation
- Heavy-duty drawer slides always operate smoothly
- *Duravault*® will replace, FREE of charge, any *Duravault*® file which sustains damage while protecting records from fire

VERTICAL FILES — Drawers hold up to 130 lbs. each.

FOLLOWER PLATES — Use with vertical files to keep files upright. One plate per drawer. Sold in pack of four.

— **34416** (letter or legal size) **\$149**

SAFE-IN-A-FILE — Top drawer safe is 16"Wx24"Dx10"H with combination lock. Two legal-width file drawers below.

LATERAL FILES — 33"Wx22"D drawers feature a secure central locking system, recessed drawer pulls and full extension glides. Drawers hold up to 170 lbs.

KEY NO.	DESCRIPTION	WxDxH	PRICE
H 34294	4-Drawer Vertical File (legal)	22"x25"x56"	\$1449
— 34295	4-Drawer Vertical File (letter)	18"x31"x56"	1495
— 34296	4-Drawer Vertical File (legal)	22"x31"x57"	1749
J 34297	3-Drawer Safe-In-A-File	21"x31"x41"	2549
K 34004	2-Drawer Lateral File	38"x22"x28"	2195
L 34005	4-Drawer Lateral File	38"x22"x53"	3249

GSA CONTRACT Listed in blue

Choose Finish:



Parchment (shown) Black (shown) White

\$1449^H



ARE YOU PREPARED?

6,000 fires occur in U.S. office buildings every year, causing more than \$100 million in damage.

UNDERWRITER LABORATORIES® RATINGS

1-Hour Class 350: Withstands one-hour exterior fire exposure at 1700°F, a 2000°F explosion test and a 30-foot drop to test integrity.

1-Hour Class 125: Interior temperature of the storage device doesn't exceed 125°F when exposed to a fire of 1700°F for a period of one hour. Interior relative humidity also stays below 85%.

Free delivery means your file will be trucked from the point of origin to outside your door. You are responsible for unloading and moving it in from the truck. Files weigh 400-1000 lbs., so you may want to order inside delivery. Call 800-558-1010 for more information.

K \$2195





A \$4249



B

\$2749



C

\$3599



Keep Medical Files, Large Items and Oversized Documents Protected from Fire

Even large items are susceptible to the damage and destruction that fire can bring. Now you can safely store large items and end-tab files in cabinets built to keep them safe for an hour of 1550° heat.

- Scratch-resistant powdercoat finish in Parchment color
 - High-security Medeco key lock resists picking and drilling
 - 44"H medical cabinet has three fixed shelves, 72"H has six fixed shelves, storage cabinet has four adjustable shelves. Each shelf holds up to 150 lbs.
 - Class 350 one-hour fire rating and water-resistant construction
- ✓ Fully assembled

KEY NO.	DESCRIPTION	WxDxH	PRICE
A 31850	72"H Fireproof Medical Cabinet	36"x20"x72"	\$4249
B 31849	44"H Fireproof Medical Cabinet	36"x20"x44"	2749
C 31628	72"H Fireproof Storage Cabinet	36"x20"x72"	3599



Protect Sensitive Data and Media From Fire and Theft

Keep your business-critical data safe from all of the ways it can be damaged with the double-walled insulation of this tough data safe.

- Maintains interior temperature under 125° F with 80% humidity, protecting contents from outside fires up to 1925° F for three hours
- Steel exterior finished in Platinum
- 7.9 cubic ft. of storage, interior dimensions of 18"Wx16"Dx43"H
- Double walls and doors incorporate layers of heat-absorbing material, fireproof and moisture-proof insulating foam
- Electronic combination lock protects contents from theft

✓ Fully assembled

KEY NO.	DESCRIPTION	WxDxH	PRICE
D 34335	Fireproof Data Safe	32"x31"x60"	\$9999
— 34336	Pull-Out Drawer	17"x16"x3"	399
— 34337	Fixed Shelf	16"x18½"x1"	139

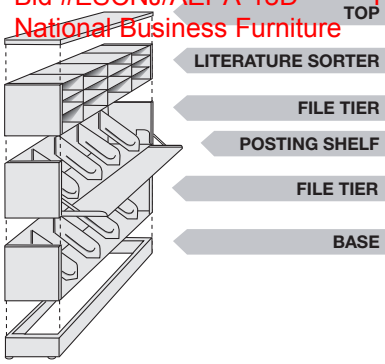


Data safe keeps media safe from fire, heat, humidity, magnetic fields, electrostatics and theft.



D \$9999

(Shown with optional shelves and pull-out drawers.)



AS LOW AS
\$579 (3+); (1-2) \$589 EA.
31182 — LETTER-SIZED SET
36"Wx13"Dx62"H
Includes: (6) 31175 and (1) 31173

AS LOW AS
\$739 (3+); (1-2) \$759 EA.
31183 — LEGAL-SIZED SET
36"Wx16"Dx62"H
Includes: (6) 31179 and (1) 31177
(shown with optional posting shelf)



Add-A-Stack Files Grow With You

These modular tiers will expand with you — it's easy to add more tiers as your filing needs grow. Plus, the variety of tiers and extra options let you design the filing system that's perfect for your office.

- Tiers are designed for end-tab file folders and flat literature
- Powdercoat finish resists scratches and dings
- Welded steel construction holds heavy loads
- ✂ Fully assembled

FILE TIER — Each tier has four ribbed dividers, welded in 7" increments.

LITERATURE SORTER — 12 compartments for papers and documents.

BASES AND TOP — Bases in 1" or 4" heights raise shelving off the floor; 18-gauge steel, 1" tall top for a finished look. 4" base comes with levelers.

POSTING SHELF — Flips down to provide a convenient work surface.

DOOR — Locking door helps meet HIPAA regulations.

DESCRIPTION	WxH	LETTER (13"D)			LEGAL (16"D)		
		NO.	1-2	3+	NO.	1-2	3+
1"H Base and 1" Top	36"x1"	31173	\$109	\$98	31177	\$119	\$109
4"H Base and 1" Top	36"x4"	31174	179	169	31178	198	189
File Tier (w/ dividers)	36"x10"	31175	129	119	31179	159	149
Literature Sorter Tier	36"x10"	31176	209	198	31180	269	259

DESCRIPTION	WxH	NO.	1-2	3+
Posting Shelf	36"x10"	31181	\$149	\$139
Locking Door	36"x10"	31475	139	—

Choose Color:



Sand (shown) Light Gray


Start Filing Right Out of The Box

Just remove this sturdy seven-shelf cabinet from the box, and you're ready to organize your end-tab files. It's especially suited to tight spaces, too.


- Fits letter-sized end-tab file folders
- Durable powdercoat finish creates a smooth, snag-free shelf surface
- All-steel, welded construction, fixed shelves and double-wall end panels
- Includes 28 black metal dividers
- Optional slide-out posting shelf adds a convenient writing surface
- ✂ Fully assembled

KEY NO.	DESCRIPTION	WxDxH	1-2	3+
E 31981	Open File	35"x14"x78"	\$489	\$449
F 91642	Posting Shelf	30"x12"x1"	69	59

Choose Color:



Light Gray (shown) Black Putty Sand



Top Locking door Literature sorter 4" and 1" bases

AS LOW AS
E \$449



Shown with optional slide-out posting shelf.





AS LOW AS
A \$1095

Easy Access, Solid Security

Keep your files secure with retractable doors that are really easy to use. Plus, they don't demand precious floor space. If security is not a concern, save money with an open shelf unit.

- Spring-assisted, scissor action design door flips up, then retracts
 - Designed for letter- or legal-sized end-tab files
 - Heavy-gauge steel with double wall side panels
 - Fixed shelves are 9 1/4" high; each has four adjustable dividers
 - Doors have recessed pulls and plastic label holders
 - Single key lock secures all contents behind doors
- ✂ Fully assembled



KEY NO.	DESCRIPTION	WxDxH	1-2	3+
A 31446	5-Door Cabinet	36"x17"x64"	\$1159	\$1095
B 31447	6-Door Cabinet	36"x17"x76"	1295	1249
— 31642	7-Door Cabinet	36"x17"x87"	1395	1349
— 30059	5-Shelf Open Cabinet	36"x17"x64"	659	629
— 30060	6-Shelf Open Cabinet	36"x17"x76"	689	669
C 30061	7-Shelf Open Cabinet	36"x17"x87"	829	789

Choose Color:



D \$1095

Versatile Files Aren't Just for Index Cards

You need a sturdy, secure place to store media in all shapes and sizes. These files will hold it all — from Cards to DVDs.

- Welded steel construction with a powdercoat finish
- Thumb latches open and secure closed drawers
- Plunger lock secures all drawers at once

✂ Fully assembled



Sliding dividers keep media upright and accessible.

KEY NO.	WxDxH	DRWS.	INDEX CARDS	CD (JEWEL)	CD (SLIM)	DVDS	PRICE
— 31992	19"x28"x41"	5	27,200 5x8	640 w/ ctr. divider 960 w/o ctr. divider	1200 w/ ctr. divider 1800 w/o ctr. divider	420	\$969
— 31993	15"x28"x41"	6	32,600 3x5 or 4x6	768 w/ ctr. divider	1440 w/ ctr. divider	—	\$895
— 31449	21"x28"x53"	6	32,600 6x9	—	—	504	\$1079
D 31450	19"x28"x53"	7	38,100 5x8	896 w/ ctr. divider 1344 w/o ctr. divider	1680 w/ ctr. divider	588	\$1095
— 31451	15"x28"x53"	8	43,400 3x5 or 4x6	1024 w/ ctr. divider	1920 w/ ctr. divider	—	\$1095

— **31745 CENTER DIVIDER** **\$13.95**

Choose Color:



**Back to Back Access
With a Spin**

When this cabinet is placed against a wall, you can access two shelves' worth of files from one spot, saving an entire aisle of floor space! Or use as a dividing wall between offices or cubicles; both sides have full access to files.

Begin with a starter unit and attach add-on units to either side. Use a stand-alone cabinet if you don't want to expand.

- Designed for end-tab files; shelves can be reconfigured for other storage like binders and supplies
- 20-gauge steel construction
- Ball bearings help cantilever-style cabinets rotate smoothly
- Shelves adjust in 1/2" increments, each holds up to 120 lbs.
- Files lock to meet privacy standards
- Intertek Green Leaf VOC+ certified

✂ Assembly required; when used against a wall, 5 1/4" letter and 6 1/2" legal clearance must be maintained

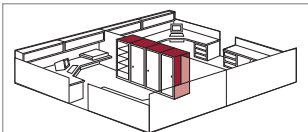

STAND-ALONE CABINET — Accommodates letter-sized files in 7 shelves. Overall: 37"Wx26"Dx83"H.

— 30327 \$2895

KEY NO.	DESCRIPTION	WxDxH	1-2	3+
E 30331	7-Shelf Starter (letter)	37"x26"x83"	\$2595	\$2549
F 30332	7-Shelf Add-on (letter)	32"x26"x83"	2449	2395
— 30333	8-Shelf Starter (letter)	37"x26"x93"	2795	2749
— 30334	8-Shelf Add-on (letter)	32"x26"x93"	2695	2649
— 30335	7-Shelf Starter (legal)	45"x32"x83"	3149	3095
— 30336	7-Shelf Add-on (legal)	39"x32"x83"	2849	2795
— 30337	8-Shelf Starter (legal)	45"x32"x93"	3595	3549
— 30338	8-Shelf Add-on (legal)	39"x32"x93"	3449	3395



Choose Color:



A row of rotary file cabinets can also act as a room divider.

Space-Saving Sliding Files

Store more files in a compact area with track filing systems. Seven shelves high, the front file units slide laterally for access to back stationary files.


- Powdercoated steel on heavy-duty brushed aluminum tracks; floor mounting hardware included
 - 12"D shelves hold letter-size files; includes 3 dividers per shelf
 - Built-in anti-tip mechanism
 - Holds 240 lbs. per shelf; 3,500 lbs. per carriage
 - Intertek Green Leaf VOC+ certified
- ✂ Assembly required; no tools needed

3-FILE TRACKS — Two stationary files in back, one file on tracks.

5-FILE TRACKS — Three stationary files in back, two files on tracks.

KEY NO.	DESCRIPTION	WxDxH	PRICE
G 30617	36"W 3-File Track	78"x27"x76"	\$2595
— 30618	36"W 5-File Track	116"x27"x76"	4295
— 30619	42"W 3-File Track	90"x27"x76"	2749
— 30620	42"W 5-File Track	137"x27"x76"	4549

Choose Color:



\$2595 G

Protect Oversized Documents




Fully-reinforced steel cabinets stack to save space, making it easy to store and protect blueprints, art, x-rays and other oversized documents in less floor space. Safety stops on all drawers.

- Choose from open or closed bases
- Optional open base increases storage space
- 5-drawer has 2"H drawers, 10-drawer has 1"H drawers
- Intertek Greenleaf VOC+ Certified
- ✦ Fully assembled

KEY NO.	DESCRIPTION	OVERALL WxDxH	INSIDE DRW. WxD	PRICE
A 37122	5-Drawer Cabinet	41"x30"x17"	37"x26"	\$969
— 37123	5-Drawer Cabinet	47"x36"x17"	43"x33"	1149
— 37124	5-Drawer Cabinet	54"x42"x17"	50"x39"	1349
— 37125	10-Drawer Cabinet	47"x36"x17"	43"x33"	1995
B 37126	Open Base	41"x30"x20"	—	379
— 37127	Open Base	47"x36"x20"	—	395
— 37128	Open Base	54"x42"x20"	—	419
C 37129	Closed Base	41"x27"x6"	—	189
— 37130	Closed Base	47"x33"x6"	—	209
— 37131	Closed Base	54"x39"x6"	—	229



Choose Color:



Invest in Quality Drafting Equipment

DRAFTING TABLE — Workhorse table features 1" thick tilt-top in birch finish non-scuff melamine and a four-post steel frame. Assembly required. Order mobile rule separately.

STOOLS — Adjustable backrest, seat and arm height. Assembly required.

KEY NO.	DESCRIPTION	WxDxH	PRICE
D 70143	Drafting Table	48"x38"x37"	\$995
— 70144	Drafting Table	60"x38"x37"	1059
— 70145	Drafting Table	72"x38"x37"	1249
E 56432	Stool (w/ arms)	24"x23"x44-48"	209
— 56433	Stool	21"x23"x44-48"	189

SHIPS TODAY! Chairs

GSA CONTRACT Listed in blue


MOBILE RULE — For use with drafting table.

F 70146 (48"W)	\$329
— 70147 (60"W)	\$449

Table Frame Colors:



Stool Fabric Colors:



Bid #ESCNJ/AEPA-18D
\$3749
National Business Furniture
6600A STORAGE TABLE
AND 75 SLOT MAIL SORTER SET
 Includes: (1) 42073 and (1) 42074

The Educational Services Commission of New Jersey
\$2295
 NJ State Approved Co-op #65MCECPCS

Bid Term: 3/1/18 - 2/28/20



From Letters to Packages — Stay Organized with Top-Quality Mailroom Furniture

This heavy-duty furniture is of the highest quality, designed with a variety of storage and mail organization needs in mind. Because it is versatile and durable, it will serve you well for years.

- Pebble Gray paint on steel surfaces; work surfaces are Ice Gray laminate
- 18-gauge welded steel construction
- Intertek Green Leaf VOC+ certified

✂ Assembly required

STORAGE TABLE — Tabletop is reinforced with 12-gauge steel. Store supplies behind two sliding doors.

WORK TABLE — Tabletop is reinforced with 12-gauge steel.

MAIL SORTERS — Combination of 11"W and 12"W shelves adjust vertically and horizontally in ½" increments and support up to 50 lbs. each. Remove shelves for more storage options.

MULTI-FUNCTION CABINETS — Shelves lock firmly in place and support up to 50 lbs. each. Thumb cuts for easy document retrieval.

KEY NO.	DESCRIPTION	WxDxH	PRICE
G	42072 Mail Sorter (50-slot)	60"x15"x48"	\$1895
H	42073 Storage Table	60"x30"x29-36"	1595
J	42074 Mail Sorter (75-slot)	60"x15"x48"	2295
K	42075 Work Table	60"x30"x29-36"	995
L	42076 Multi-Function Cabinet (30-slot)	42"x25"x80"	1249
M	42078 Multi-Function Cabinet (72-slot)	42"x16"x80"	1449



\$6395

36685 — SORTING WALL SET

Includes: (1) 42073, (1) 42074, (1) 42072 and (1) 42075



Add Steel Strength to Your Storage



AS LOW AS
C \$395

SPECIAL PURCHASE! Order 2 or more for quantity pricing

Your reference books and end-tab files are readily available in these strong bookcases. Everything stays organized and easy to retrieve.

- Tough powdercoat finish stays looking new
- Double-wall heavy gauge steel construction gives you shelves that hold 200 lbs. (evenly distributed)
- One divider included for each shelf; extras available
- 7/8" thick shelves easily move in 1/2" increments

✂ Assembly required

KEY NO.	DESCRIPTION	WxDxH	1	2-3	4+
A 32623	2-Shelf Bookcase	38"x12"x30"	\$249	\$239	\$229
B 32624	3-Shelf Bookcase	38"x12"x42"	298	289	279
C 32625	5-Shelf Bookcase	38"x12"x60"	419	409	395
D 32626	7-Shelf Bookcase	38"x12"x84"	439	429	419
— 32627	Extra Shelf	36"x12"x1"	26.95	—	—
— 32628	Extra Divider	10"Dx7"H	9.95	—	—

Choose Finish:



With books and binders on top shelves and a file drawer below, this bookcase does double duty.

- Durable powdercoat finish in four colors
- Strong, welded, 22-gauge steel shelves hold 200 lb. capacity (evenly distributed)
- Bottom shelf is fixed; other shelves adjust in 1" increments
- Full extension file drawer holds letter or legal files

KEY NO.	DESCRIPTION	WxDxH	1-2	3+
— 32606	2-Shelf File-n-Store	36"x18"x42"	\$419	\$395
E 32608	4-Shelf File-n-Store	36"x18"x72"	495	479

GSA CONTRACT Listed in blue

Choose Finish:




HON. **SPECIAL PURCHASE!** Order 2 or more for quantity pricing

These bookcases will give you a great spot for books and binders, and they're sturdy enough to use as space dividers.

- Painted steel with a finished back
- Welded steel construction with a raised base. 85 lb. capacity (even distribution) each shelf
- Reinforced shelves adjust in 1/2" increments

KEY NO.	DESCRIPTION	WxDxH	1	2-3	4+
F 32190	2-Shelf Bookcase	35"x13"x29"	\$219	\$198	\$189
G 32191	3-Shelf Bookcase	35"x13"x41"	259	239	219
H 32193	5-Shelf Bookcase	35"x13"x71"	349	329	319
J 32194	6-Shelf Bookcase	35"x13"x81"	409	389	369

Choose Finish:



Bookcases can hold end-tab files as well as books. Shelf divider keeps files upright.

AS LOW AS
A \$229



SPECIAL PURCHASE! Order 3 or more for quantity pricing.

Extra-deep, adjustable shelves, can hold oversized binders, large books and other supplies most others can't. With eight versatile colors and five sizes—you're bound to find the bookcase to suit your needs.

- Powdercoat finish resists scratches and marring
- Welded steel construction ensures years of use;
- Each shelf holds up to 150 lbs. (evenly distributed) and adjusts in 2" increments
- Built-in shelf support tabs mean no clips to lose
- Optional Oak, Mahogany or Gray laminate top turns bookcase into an additional work surface

✂ Fully assembled, unless noted

BOOKCASES — With raised base.

MOBILE BOOKCASES — Have four, 4" swivel casters (two lock). Attach casters.

KEY NO.	DESCRIPTION	WxDxH	1-2	3+
K 32796	2-Shelf	36"x18"x30"	\$249	\$229
— 32797	3-Shelf	36"x18"x42"	279	249
— 32798	4-Shelf	36"x18"x55"	359	339
— 32799	5-Shelf	36"x18"x72"	419	395
L 32800	6-Shelf	36"x18"x84"	429	419
— 32801	2-Shelf Mobile	36"x18"x37"	319	289
M 32802	3-Shelf Mobile	36"x18"x49"	369	339
N 32803	4-Shelf Mobile	36"x18"x62"	419	395
— 32804	5-Shelf Mobile	36"x18"x79"	469	449
P 91393	Laminate Top	36"x18"x1"	139	129




AS LOW AS
\$229 K


AS LOW AS
\$339
 (SHOWN W/
 OPTIONAL TOP)

GSA CONTRACT Listed in blue

Choose Bookcase Finish:



Choose Laminate Top Finish:



Shelves adjust easily in 2" increments.



Convenient foot switch locks mobile units securely.


SPECIAL PURCHASE! Order 3 or more for quantity pricing.

Radius curves on the top edge and protective glass doors add to the appeal of these strong and sturdy steel bookcases.

- Durable powdercoat finish in four colors
- Heavy-gauge steel construction, 150 lb. weight capacity (evenly distributed) on each shelf; raised base keeps contents clean and dry
- Tempered safety glass doors slide smoothly and lock

KEYNO.	DESCRIPTION	WxDxH	1-2	3+
Q 32791	4-Shelf Bookcase	36"x15"x52"	\$619	\$595
R 32790	3-Shelf Bookcase	36"x15"x42"	539	519
S 32789	2-Shelf Bookcase	36"x15"x30"	495	479
— 91354	Extra Shelf	36"x12"x¾"	22.95	—

Choose Finish:



AS LOW AS
A \$469



SPECIAL PURCHASE! Combine different sizes for discounted 3+ pricing.

Incredible Prices on Double Wood Veneer Bookcases

Handcrafted materials and beautiful wood veneers make these bookcases an attractive focal point in your office. Because you handle putting them together, that makes their price really attractive, too.

- Genuine maple or oak veneers with a seven-step finishing process
 - Dowel and cam-lock construction
 - Adjustable shelves are 3/4" thick with a 75 lb. capacity
- ✂ Assembly required

KEY NO.	SHELVES	WxDxH	1-2	3+
A 32820	12	48"x11"x84"	\$489	\$469
B 32819	10	48"x11"x72"	469	449
C 32818	8	48"x11"x48"	395	379
D 32817	6	48"x11"x36"	259	239

Choose Finish:



Espresso (shown)

Cherry

Dry Oak



Traditional Bookcases Add Elegance to Your Office

Constructed of hand selected cherry veneers with subtle distressing, these bookcases are a perfectly elegant addition to any traditional office.

- Hand rubbed, seven step stain coated with a clear, double lacquered finish
- Decorative features include dentil molding, fluted railings and rosette corners
- 3/4" thick shelves, each with a 75 lb. capacity
- 84"H, 72"H and 60"H bookcases have two fixed shelves, 48" has one fixed shelf

✂ Fully assembled

KEY NO.	SHELVES	WxDxH	1-2	3+
E 32555	7	36"x12"x84"	\$569	\$539
F 32554	6	36"x12"x72"	519	495
G 32553	5	36"x12"x60"	449	429
H 32552	4	36"x12"x48"	379	359

SHIPS TODAY!

GSA CONTRACT Listed in blue



NATIONAL BUSINESS FURNITURE

Federal ID No. 20-3851320



General Services Administration

FEDERAL SUPPLY SERVICE — AUTHORIZED FEDERAL SUPPLY SCHEDULE PRICE LIST

Online access to contract ordering information, terms and conditions, up-to-date pricing, and the option to create an electronic delivery order are available through GSA Advantage!, a menu-driven database system. The web address for GSA Advantage! is www.gsadvantage.gov

Contract Number: GS-27F-0024V **Contract Period:** April 29, 2014 through April 29, 2019

Schedule Title: Furniture **FSC Group:** 71 Furniture; **FSC Class(es):** 7105, 7110, 7125, & 7195

Contract Holder: National Business Furniture, LLC; 770 S. 70th St, Milwaukee, WI 53214;
Phone: 414-276-8511; Fax: 414-276-8966; Web site: www.nbf.com

Contract Administration: North American Marketing, Inc.; 2127 Espey Court, Suite 220, Crofton, MD 21114;
Phone: 410-721-8803; Fax: 410-721-0079

Business Size: Large

For more information on ordering from Federal Supply Schedules, click on the FSS Schedules button at fss.gsa.gov

1. Special Item Numbers:

SIN 489-167	Filing Cabinet, Insulated
SIN 489-168	Safes, Insulated
SIN 71-1	Packaged Office
SIN 71-204	Dormitory, Quarters and Residential Case goods and Beds
SIN 71-207	Casual and Outdoor Furniture and Accessories
SIN 71-301	Complete Daycare, Preschool and Classroom Solutions
SIN 711-1	Furniture Systems & Workstations Clusters
SIN 711-2	Worksurfaces, Workstations, Computer Furniture & Accessories.
SIN 711-3	Filing & Storage Cabinets, Shelves, Mobile Carts, Dollies, Racks & Accessories
SIN 711-7	High Density, Movable filing Systems & Accessories
SIN 711-8	Executive Office Furniture
SIN 711-9	Executive Conference Room furniture, Coordinated Tables, Case Pieces & Accessories
SIN 711-10	Executive Furniture Single Item Accent & Specialty Pieces
SIN 711-11	Tables & Accessories
SIN 711-16	Upholstered Seating
SIN 711-17	Multiple Seating
SIN 711-18	Multipurpose Seating
SIN 711-19	Stacking Chairs, Folding Chairs & Dollies/Trucks to support Stacking & Folding Chairs
SIN 711-94	Design/Layout Services
SIN 711-95	Installation Services
SIN 711-99	Introduction of New Office Furniture Service/Products

2. Maximum Order: \$200,000.00

3. Minimum Order: \$100.00

4. Geographic Coverage: Lower 48 States

5. Point of Production: Milwaukee, Wisconsin

6. Discounts:

\$100.00 to \$10,999.99	10.3%
\$11,000.00 to \$11,999.99	13.4%
\$12,000.00 to \$12,999.99	14.4%
\$13,000.00 to \$13,999.99	15.4%
\$14,000.00 to \$14,999.99	16.4%
\$15,000.00 to \$24,999.99	17.4%
\$25,000.00 to \$99,999.99	20.4%
\$100,000.00 to \$200,00.00	22.4%

7. Quantity Discounts:

Call for special pricing

8. Prompt Payment Terms:

9a. Government Purchase cards are accepted at or below the micro purchase threshold.

9b. Government Purchase cards are accepted above the micro purchase threshold.

10. Foreign Items:

None

11a. Time of Delivery:

10 to 60 Days after receipt of order.

11b. Expedited Time of Delivery:

Call for Expedited Delivery of Orders.

11c. Overnight and Second Day delivery:

N/A

11d. Urgent Requirement:

Contact contractor with request for Urgent Requirement

12. Fob Point:

FOB Origin pre-paid and add.

13a. Ordering Addresses:

National Business Furniture, LLC
770 S. 70th St.
Milwaukee, WI 53214
Phone: 414-276-8511
Fax: 414-276-8966
Web Site: www.nbf.com

National Business Furniture, LLC
3530 Wilshire Boulevard, Suite 710
Los Angeles, CA 90010
Phone: 213-365-1100

13b. Ordering Procedures:

For supplies and services, the ordering procedures, information on Blanket Purchase Agreements (BPA's) are found in Federal Acquisition Regulation (FAR) 8.405-3.

14. Payment Address:

National Business Furniture, LLC
770 S. 70th St.
Milwaukee, WI 53214

15. Warranty Provision: National Business Furniture's standard commercial lifetime guarantee.

16. Export Packaging Charges:

Call for quote.

17. Terms & Conditions for government purchase cards:

Government credit cards are accepted upon a confirming authorization & approval.

18. Terms & Conditions of Rental, Maintenance & Repair:

N/A

19. Installation:

Quoted on a job-by-job basis.

20. Repair Parts:

Call for pricing. Other Services: Call for pricing on other .. services.

21. Service & Distribution Points:

Call for location of authorized servicing location.

22. Participating Dealers:

N/A

23. Preventive Maintenance:

Call for instructions for Care & Use of NBF products.

24a. Special Attributes Such as Environmental Attributes:

National Business Furniture will seek actively to reduce its impact on the environment to the lowest practicable level by ensuring that all operations and activities of the company employ the best practice in respect to the environment. Any threat of pollution from its activities will be identified and either eliminated or controlled effectively.

24b. Not Applicable

25. DUNS Number:

07-6164-771

26. National Business Furniture, LLC is registered in the Central Contractor Registration (CCR) database.

Locations & Hours

To place an order, please call **1-800-558-1010**
or visit our web site at www.NBF.com

BRANCH LOCATIONS:

DALLAS

972-866-0101
4100 Alpha Road
Suite 111
Dallas, TX 75244

LOS ANGELES

213-365-1100
3530 Wilshire Boulevard
Suite 710
Los Angeles, CA 90010

MILWAUKEE

414-276-8511
770 S. 70th St.
Milwaukee, WI 53214

LOCAL SALES REPRESENTATIVES ARE ALSO AVAILABLE IN:

Austin, Boston, Baltimore, Charlotte, Chicago, Cincinnati, Cleveland Columbus, Coventry, Denver, Detroit, Houston, Indianapolis, Kansas City, Minneapolis, Nashville, New York, Orange County, Portland, Philadelphia, Phoenix, San Antonio, San Diego, San Francisco, Seattle, St. Louis, Virginia, Washington DC

HOURS:

Monday–Friday: 7:30 a.m. – 9:00 p.m. EST
Saturday & Sunday: 9:00 a.m. – 7:00 p.m. EST

4 Ways to Order

CREDIT CARD — NBF accepts MasterCard, VISA, American Express or Discover as a deposit for orders by phone, fax or mail. List all numbers shown on your card, expiration date and security code. Credit card prepayments are charged as a deposit on orders.

DEPOSIT ENCLOSED — A 50% deposit is required for orders over \$500 to first time customers. Residential orders require 100% deposit.

OPEN ACCOUNT — Credit is given to previous customers, businesses with a good credit rating, and government offices. Payment expected in 30 days. Terms are net 30 days to approved accounts. Use Visa, MasterCard, American Express or Discover for faster service.

EASY LEASING PLANS — Available on orders greater than \$1,500 for companies with good credit, in business two years or more. Please call 1-800-558-1010 for more information.

Shipping and Delivery Information

Advanced price does not include delivery charges. Call 800-558-1010 for your exact, guaranteed shipping and delivery charge. Minimum delivery charge applies for most truck items. UPS or FedEx items are not subject to a minimum delivery charge. Lower delivery charges may apply on larger orders. Merchandise is shipped direct from factory or warehouse.

The NBF Lifetime Guarantee

Our products are covered with a Lifetime Guarantee so you can rest easy knowing we'll take care of your needs. If there are any problems with the quality or workmanship of your purchase, we will adjust, repair or replace the item to your satisfaction. Normal wear and tear, close-out items and chairs used 24 hours excluded. Any modification to the product voids the warranty. Orders over \$15,000, products with electronic components, select made-to-order products and certain healthcare products where noted are subject to manufacturer's warranty. Colors and finishes are subject to change without notice. Please request FREE color samples prior to placing your order.

Volume Discounts

Orders over \$5,000 are eligible for volume discounts. Volume discounts cannot be combined with other merchandise discounts.

MERCHANDISE VALUE	DISCOUNT %
\$5,000–\$5,999	3%
6,000–6,999	4%
7,000–7,999	5%
8,000–8,999	6%
9,000–9,999	7%
10,000–10,999	8%
11,000+	Call for discount

Terms & Conditions

Please inspect merchandise upon delivery and report any damage to NBF within 10 days. Damage not noted at time of delivery is a customer's responsibility unless replacement is ordered.

All prices and manufacturer's product specifications are subject to change without notice. Please call or visit NBF.com for latest pricing. Products ordered at different times may not match.

Product colors vary in reproduction and dye lot. If you need a precise color match or your color is not pictured, please request a FREE sample of upholstery, wood, or metal.

Substitution of products of equal or superior quality, due to manufacturer problems or regional availability, may be made to improve service.

Unless otherwise noted in the item description, you may return your purchase for a refund minus the round-trip shipping charges within 30 days of receiving your item. Orders over \$2000, which require more handling, will be subject to an additional re-stocking fee that will not exceed 25% of the order. The shipping charges will be deducted from your refund if you paid in advance or you will receive a revised invoice for shipping charges once the items are returned to us.

Return Eligibility:

- * Items must be in new/unused condition and in their original packaging in order to be returned
- * Items which are custom/made-to-order cannot be returned
- * Returns on clearance items and items marked as "non-returnable" will not be accepted



WARNING — Some furniture products can expose you to chemicals known to the State of California to cause cancer or birth defects or other reproductive harm. For specific product details, visit NBF.com and search for the item number.

For the Environment



As part of the TAKKT group, National Business Furniture is an active supporter of the UN Global Compact.

WE SUPPORT



National Business Furniture purchases carbon credits to offset emissions from nearly all deliveries.



Sustainability: National Business Furniture features many products that are made by sustainable methods including ANSI/BIFMA LEVEL® program. We also partner with Ecovadis to rate our suppliers on environment and fair labor practices.



PEFC Certified

This product is from sustainably managed forests and controlled sources.

www.pefc.org



National Business Furniture is certified under NSF protocol P391: General sustainability assessment criteria for service and service providers.

A-C

ACCENT TABLES..... 26-27, 37, 46, 228-237,
..... 239-251, 257-260, 262-266

ACCESSORIES

Artificial Plants NBF.com

Coat Racks 269

Floor Mats 268

Lamps NBF.com

Paper Shredders NBF.com

Utility Carts NBF.com

Wastebaskets NBF.com

ADJUSTABLE HEIGHT TABLES..... 12-13, 18-19, 26-27,
..... 46-47, 52-53, 56-57, 66-67, 85, 88-91,
..... 106-109, 205, 210-212

ANTI-MICROBIAL FURNITURE.. 105, 134, 140, 148, 150,
..... 213, 228-229, 238, 232-235, 240-249, 236-237

ARCHITECTURAL FURNITURE..... 318

ARTIFICIAL PLANTS NBF.com

AUDIO VISUAL

Carts NBF.com

TV Stands NBF.com

Lecterns/Podiums NBF.com

Whiteboards 34-37, 47-51, 179, 184-185,
..... 194-195, 200-201, 205, 215-217

BANQUET FURNITURE 270-279

BARRIER POSTS NBF.com

BENCHING WORKSTATIONS 23, 28-29, 31, 32-33

BENCHES

Indoor Benches 232-236, 242-243, 250-251,
..... 258-259, 267

Outdoor Benches NBF.com

BIG & TALL SEATING

Office Chairs 142-151, 165-166, 170-171, 173

Reception Seating 228-249, 266-267

Breakroom Seating 288-297

BLUEPRINT STORAGE..... 318

BOOKSHELVES

Metal 320-321

Wood 14-15, 18-21, 28-29, 34-37, 40-41,
..... 44, 47-51, 54-57, 67, 69, 71-73, 75, 77-81,
..... 83-84, 91-93, 102-103, 321

BREAKROOM FURNITURE 271-277, 280-297

BROCHURE ORGANIZER NBF.com

BULLETIN BOARDS NBF.com

CABINETS

Metal 300-301, 314

Wood 6-11, 18-19, 28-29, 33, 36,
..... 40-41, 45, 47-51, 66-67, 85, 302-305

CAFETERIA FURNITURE..... 272-275, 280-297

CARTS..... NBF.com

CHAIRS

Big & Tall 142-151, 165-166, 170-171, 173

Breakroom 271-276, 280-297

Club Chair 37, 236-237, 248, 254-255, 260-267

Conference & Training .. 128-139, 158-161, 163-169,
..... 171-173, 175, 177, 180-181, 184-187, 189,
..... 191-193, 195-196, 199-202, 204-208, 211,
..... 213-214, 270-276

Ergonomic 127-143, 148, 150-151, 154,
..... 156-157, 166

Executive 138-144, 146-149, 153, 158, 160-173

Folding 270, 278

Guest Chairs 128, 130-131, 136, 138, 159, 162,
..... 165, 167, 169-173, 213, 228-236, 238-249,
..... 256-259, 266-267

High-Back 130-132, 134, 138, 140-143,
..... 146-149, 158, 160, 162-173

Leather 138-139, 141-142, 144, 146-149,
..... 163, 165, 167-173

Mesh Chairs 127-141, 143-145, 148, 151-153,
..... 159, 175, 177, 181, 183, 185-186, 191, 194-195,
..... 199-200, 202, 204-205, 206-208, 211, 213-214

Mid-Back 127-137, 150-158, 160-161, 163,
..... 169, 185, 199, 205

Multi-Shift 140, 142, 150-151

Nesting 130-131, 136, 159, 175, 202-204,
..... 206-208, 214

Petite 152-153

Reception 220, 228-267

School 252-253, 271-276

Stacking 238, 271-276, 290-291

Stools 105, 129, 131, 135, 142-143, 145, 151,
..... 155-156, 178, 182-183, 201, 275, 282, 284-297

Task 127-139, 150-157

Wood 170-173, 176-177, 184, 192-193,
..... 196-197, 201, 240-249, 256, 284-291, 294-297

CHAIR MATS 268

CLASSROOM FURNITURE 96-101, 104, 252-253,
..... 270-276

COAT RACKS 269

COFFEE TABLES 36-37, 228-237, 239-249,
..... 257-260, 262-267

COMPUTER CARTS 78

COMPUTER DESKS 6-104, 108-109, 112-115

CONFERENCE ROOM

Chairs 128-139, 158-161, 163-169, 171-173,
..... 175, 177, 180-181, 184-187, 189, 191-193,
195-196, 199-202, 204-208, 211, 213-214, 270-276

Lecterns/Podiums NBF.com

Serving Carts 286-287

Tables 14-15, 22-23, 28-29, 34-37, 42-44,
..... 47-51, 58-59, 63, 86-87, 174-212

TV Cabinets/Carts 186

Whiteboards 34-37, 47-51, 179, 184-185,
..... 194-195, 200-201, 205, 215-217

CONTEMPORARY DESKS..... 6-51, 56-57, 66-69, 85-93

CORNER DESKS 22-23, 28-29, 46-47, 85-87,
..... 94-95, 118-121

COUCHES 246-249, 256-259, 262-267

CRENZAS 10-11, 20-21, 24-25, 32-67, 70-85,
..... 89, 91-93, 96, 99, 100-103

CROWD CONTROL NBF.com

CUBICLES 110-121

D-F

DESKS

Benching Workstations 23, 28-29, 31, 32-33

Compact Desks 14-15, 22-23, 26-33, 42-43,
..... 46-47, 51, 55, 62-65, 74-75, 90-91, 94-95, 97

Computer Desks 6-104, 108-109, 112-121

Corner Desks 22-23, 28-29, 46-47, 85-87,
..... 94-95, 118-121

Cubicles 110-121

Drafting 318

Executive 10-15, 18-21, 24-33, 38-41, 46-47,
..... 51-52, 54-55, 58-65, 69-77, 80-85, 90-91, 97,
..... 102-103

L-Shape 7-15, 18-84, 86-104, 109, 112-113

Metal 32-33, 94-101, 104, 106-107, 115

Ready-To-Assemble 84-93

Reception 28-29, 47-48, 59, 90, 103, 220-229

School 94-101, 104

Standing Height 12-19, 26-27, 30-31, 33, 46-47,
..... 52-53, 55-57, 65, 67, 85, 88-91, 94-95, 104,
..... 106-109, 178-179, 182-183, 186, 202-203, 205,
..... 210-212

U-Shape 34-43, 46-47, 50-51, 58-61, 72-75,
..... 84, 86, 88-93, 102-103

Wood 50-81

DESK LAMPS NBF.com

DIRECTORY BOARDS NBF.com

DISPLAY CASES 218-219

DIVIDERS 114, 116-125

DOLLIES

Chair Dollies 271-276

Table Dollies 278

DRAFTING FURNITURE

Blueprint Storage 318

Chairs/Stools 105, 129, 131, 135, 142-143, 145,
151, 155-156, 178, 182-183, 201, 275, 282, 284-297

Flat Files 318

Drafting Tables 318

DRY ERASE BOARDS 34-37, 47-51, 179, 184-185,
..... 194-195, 200-201, 205, 215-217

EDUCATIONAL FURNITURE..... 94-101, 104, 270-276

ENCLOSED MARKER BOARDS 34-37, 47-51, 179,
..... 184-185, 194-195, 200-201, 205, 215

END TAB FILE CABINETS 314-317

END TABLES 36-37, 228-237, 239-249,
..... 257-260, 262-267

ENTRANCE MAT 268

ERGONOMIC SEATING 138-144, 146-149, 153,
..... 158, 160-173

EXECUTIVE DESKS..... 10-15, 18-21, 24-33, 38-41,
..... 46-47, 51-52, 54-55, 58-65, 69-77, 80-85,
..... 90-91, 97, 102-103

EXECUTIVE SEATING..... 6-29, 38-39, 44-95, 98-103

FILE CABINETS

Card Files 307, 316

End-Tab 314-317

Fireproof 312-313

Flat Files 318

Lateral 6-21, 14-24, 28-31, 34-37, 40-43,
..... 46-51, 55-68, 71-86, 88-89, 91-93, 99, 101,
..... 303-305, 308-313

Legal 306-307, 310-313

Medical Files 314-317

Metal 94-95, 306-318

Open-Shelf 315-317

Vertical 6-11, 14-23, 26-35, 45, 48-49, 76-81,
..... 85, 91-95, 104, 306-307, 309-310, 312-313

Wood 50-51, 55, 56-68, 70-81, 321

FIREPROOF FILE CABINETS 312-313

FIREPROOF SAFES/STORAGE CABINETS 314

FLOOR LECTERN NBF.com

FLOOR MATS/RUNNERS 268

FOLDING CHAIRS 270, 278

FOLDING TABLES 277-279, 281

FRONT OFFICE .. 28-29, 37, 46-48, 59, 90, 103, 218-269

G-W

GARBAGE CANS.....NBF.com
GLASS MARKERBOARDS.....215
GSA APPROVED ITEMS
 Breakroom.....178-179, 280, 282, 286-287, 288-297
 Chairs.....31, 37, 49, 52-53, 58-59, 128, 130-131,
133, 136-140, 142, 144-145, 148, 150-151, 153,
155-157, 160, 164, 166-167, 181-183, 185, 191,
199, 204-206, 238-241
 Conference/Training.....178-179, 181-183, 185,
190-193, 196-197, 199, 204-206, 208-212
 Desks.....12-15, 18--23, 38-39, 42-43, 52-55, 58-65,
68-69, 78-81, 85-95, 97, 100-101, 104, 106, 109
 Filing.....14-15, 18--23, 38-39, 42-43, 54-55, 58-65,
68-69, 78-81, 85-95, 100-101, 104, 306, 308,
310-311, 313
 Reception.....59, 90-91, 228-235, 238-249,
263, 264-267
 Storage.....12-15, 18--21, 58-59, 78-81, 85,
89, 298, 300-302, 305, 320
GUEST CHAIRS.....128, 130-131, 136, 138, 159, 162,
165, 167, 169-173, 213, 228-236, 238-249,
256-259, 266-267
HAND TRUCKS.....NBF.com
HEALTHCARE FURNITURE.....105, 228-249, 266-267,
314-317
HIGH-BACK SEATING.....130-132, 134, 138, 140-143,
146-149, 158, 160, 162-173
HUTCHES.....8-9, 20-21, 24-27, 32-43, 46-52, 54-86,
88-93, 99-104
INFORMATIONAL SIGNS.....NBF.com
LAMPS.....NBF.com
LATERAL FILE CABINETS.....6-21, 14-24, 28-31, 34-37,
40-43, 46-51, 55-68, 71-86, 88-89, 91-93, 99,
101, 303-305, 308-313
LECTERNS.....NBF.com
LEATHER CHAIRS.....138-139, 141-142, 144,
146-149, 163, 165, 167-173
LEGAL FILE CABINETS.....306-307, 310-313
LIGHTWEIGHT TABLES.....277, 279
LITERATURE ORGANIZERS.....NBF.com
LOBBY FURNITURE.....28-29, 37, 46-48, 59, 90,
103, 218-269
LOCKERS
 Metal.....298-299
 Wood.....NBF.com
L-SHAPE DESKS.....7-15, 18-84, 86-104, 109, 112-113
MAGAZINE RACKS.....NBF.com
MAILROOM.....319
MARKER BOARDS.....34-37, 47-51, 179, 184-185,
194-195, 200-201, 205, 215-217
MEETING CHAIRS.....128-139, 158-161, 163-169,
171-173, 175, 177, 180-181, 184-187, 189,
191-193, 195-196, 199-202, 204-208, 211,
213-214, 270-276
MEMORABILIA CASE.....218-219
MESH SEATING...127-141, 143-145, 148, 151-153, 159,
175, 177, 181, 183, 185-186, 191, 194-195,
199-200, 202, 204-205, 206-208, 211, 213-214
MESSAGE BOARD.....NBF.com
METAL BOOKCASES.....320-321
METAL DESKS.....32-33, 94-101, 104, 106-107, 115
METAL FOLDING CHAIRS.....270, 272
METAL SHELVING.....319-321
METAL STORAGE.....32-33, 94-101, 298-301, 314
MID-BACK SEATING...127-137, 150-158, 160-161, 163,
169, 185, 199, 205
MOBILE FURNITURE
 Cabinets.....300
 Computer Carts.....78
 Files.....6-10, 14-23, 26-35, 48-49, 104, 306

Tables.....106, 108, 202-212, 281
 Mobile Marker Board.....49, 108, 216-217
MULTI-SHIFT SEATING.....140, 142, 149-151
NESTING CHAIRS.....130-131, 136, 159, 175, 202-204,
206-208, 214
NESTING TABLES.....202-209
NOTICE BOARDS.....NBF.com
OCCASIONAL TABLES.....36-37, 228-237, 239-249,
257-260, 262-267
OFFICE PANELS.....114-125
OPEN-SHELF FILING.....315-317
OUTDOOR FURNITURE
 Outdoor Boards.....NBF.com
OVERSIZED SEATING.....142-151, 165-166, 170-171,
173, 228-249, 266-267
PAMPHLET HOLDER.....NBF.com
PANEL SYSTEMS.....114-125
PAPER SHREDDERS.....NBF.com
PARTITIONS.....114, 116-125
PLAN FILES.....318
PLANTS.....NBF.com
PLASTIC FOLDING CHAIRS.....NBF.com
PODIUMS.....NBF.com
PORTABLE ROOM DIVIDERS.....NBF.com
POSTS.....NBF.com
PRESENTATION BOARDS.....34-37, 47-51, 179,
184-185, 194-195, 200-201, 205, 215-217
PRESENTATION CARTS.....NBF.com
PRINTER STANDS.....NBF.com
PRIVACY SCREENS.....114, 122-125
PROJECTOR CARTS.....NBF.com
RECEPTION AREA
 Accent Tables.....26-27, 37, 46, 228-237, 239-251,
257-260, 262-266
 Artificial Plants.....NBF.com
 Chairs.....220, 228-267
 Coat Racks.....269
 Crowd Control.....NBF.com
 Directory Boards.....NBF.com
 Display Cases.....218-219
 Floor Mats.....268
 Magazine Racks.....NBF.com
 Reception Desks.....28-29, 47-48, 59, 90, 103, 220-229
 Sofas/Loveseats.....246-249, 256-267
 Waste Receptacles.....NBF.com
RECYCLING RECEPTACLES.....NBF.com
ROOM DIVIDERS.....114, 116-125
ROPE BARRIERS.....NBF.com
RUGS/ RUNNERS.....268
SAFES.....NBF.com
SCHOOL FURNITURE
 Chairs.....252-253, 271-276
 Desks.....94-101, 104
SECRETARY DESK...28-29, 47-48, 59, 90, 103, 220-229
SHREDDERS.....NBF.com
SIDE CHAIRS.....128, 130-131, 136, 138, 159, 162,
165, 167, 169-173, 213, 228-236, 238-249,
256-259, 266-267
SIGNS.....NBF.com
SMOKING RECEPTACLES.....NBF.com
SOFA TABLES.....36-37, 228-237, 239-249,
257-260, 262-267
SOFAS.....246-249, 256-267
STACKING CHAIRS.....238, 271-276, 290-293
STANCHIONS.....NBF.com
STANDING HEIGHT
 Desks/Tables...12-19, 26-27, 30-31, 33, 46-47, 52-53,
55-57, 65, 67, 85, 88-91, 94-95, 104, 106-109,
178-179, 182-183, 186, 202-203, 205, 210-212
 Conference.....202-203, 205, 210-212

STEEL FURNITURE
 Steel Desks.....32-33, 94-101, 104, 106-107, 115
 Steel Filing.....306-319
 Steel Shelving.....320-321
STEP STOOLS.....NBF.com
STOOLS.....105, 129, 131, 135, 142-143, 145, 151,
155-156, 178, 182-183, 201, 275, 282, 284-297
STORAGE
 Files.....6-21, 14-24, 26-37, 40-43, 45-51, 55-68,
71-86, 88-89, 91-95, 99, 101, 104, 303-313
 Lockers.....298-299
 Media.....307, 316
 Metal Cabinets.....300-301, 314
 Shelving.....320-321
 TV Cabinets/Carts.....NBF.com
 Wardrobe.....6-15, 20-21, 28-29, 32-33, 40-41,
50-51, 58-59, 78-83, 102-103, 302-304
 Wood Cabinets.....50-51, 55, 56-68, 70-81, 321
STUDENT FURNITURE.....94-101, 104, 270-276
SYSTEMS FURNITURE.....112-121
TABLES
 Accent Tables.....26-27, 37, 46, 228-237, 239-251,
257-260, 262-266
 Adjustable Height.....26-27, 46-47, 52-53, 56-57,
67, 85, 88-91, 104, 106-109, 205, 210-212
 Conference.....14-15, 22-23, 28-29, 34-37, 42-44,
47-51, 58-59, 63, 86-87, 174-212
 Drafting.....318
 Folding.....277-279, 281
 Nesting.....202-209
 Standing-Height.....30-31, 33, 55, 65, 94-95,
178-179, 182-183, 186, 202-203
 Training Room....14-15, 22-23, 28-29, 34-37, 42-44,
47-51, 58-59, 63, 86-87, 174-212
TASK CHAIRS.....127-139, 150-157
TRAINING ROOMS
 Chairs.....128-139, 158-161, 163-169, 171-173,
175, 177, 180-181, 184-187, 189, 191-193,
195-196, 199-202, 204-208, 211, 213-214, 270-276
 Lecterns/Podiums.....NBF.com
 Tables.....14-15, 22-23, 28-29, 34-37, 42-44,
47-51, 58-59, 63, 86-87, 174-212
 TV Carts.....NBF.com
 Whiteboards.....34-37, 47-51, 179, 184-185,
194-195, 200-201, 205, 215-217
TRASH CANS.....NBF.com
TROPHY CASES.....218-219
UTILITY CARTS.....NBF.com
VERTICAL FILES...6-11, 14-23, 26-35, 45, 48-49, 76-81,
85, 91-95, 104, 306-307, 309-310, 312-313
WAITING ROOM FURNITURE.....28-29, 47-48, 59, 90,
103, 220-229, 228-267
WASTEBASKETS.....NBF.com
WHITEBOARDS...34-37, 47-51, 179, 184-185, 194-195,
200-201, 205, 215-217
WOOD BOOKCASES .14-15, 18-21, 28-29, 34-37, 40-41,
44, 47-51, 54-57, 67, 69, 71-73, 75, 77-81, 83-84,
91-93, 102-103, 321
WOOD CABINETS.....50-51, 55, 56-68, 70-81, 321
WOOD DESKS.....50-81
WRITING DESKS.....94-95



**NATIONAL BUSINESS
FURNITURE**

Mid-Century Modern Comfort



AS LOW AS
J \$298

AS LOW AS
K \$359

\$1649
86518 — CHAIR AND TABLE SET
Includes: (1) 46844 and (4) 55641

NBF SIGNATURE
— SERIES —


SKOOP COLLECTION

Make guests feel at home in welcoming, fully upholstered fabric lounge chairs. The sleek four-leg chrome base features an automatic swivel-return to keep your reception and collaborative areas neat and tidy. Assembly required; attach base.

- LOW-BACK LOUNGE CHAIR** — Overall: 29"Wx28"Dx35"H.
J 55642(1-4) **\$329** (5+) **\$298**
HIGH-BACK LOUNGE CHAIR — Overall: 30"Wx33"Dx42"H.
K 55641(1-4) **\$379**; (5+) **\$359**

SHIPS TODAY!

Choose Upholstery Color:



Denim (shown) Ash (shown)

COSY COLLECTION

A comfortable and supportive flexible plastic, bucket-style shell makes this chair a great choice for reception, hospitality and informal collaborative work settings. Seat and back cushions upholstered in fabric. Chrome base has automatic swivel-return. Assembly required; attach base. Ships two per carton.

- CHAIR** — Overall: 29"Wx28"Dx32"H. Seat: 19"Wx19"Dx18"H.
L 56406 **\$429**

Choose Shell Color:



White (shown) Black

Choose Fabric Color:



Royal Blue (shown) Lime Green Black White Dark Red Orange



L \$429 EA

Ships 2
per carton



For matching pieces
Search:
Cosy @ NBF.com



Bid #ESCNJ/AEPA-18D
National Business Furniture

National Business Furniture, LLC

770 South 70th Street
PO Box 514052
Milwaukee, WI 53214

The Educational Services Commission of New Jersey

No State Approved Contract #65MCESSG03S

800-558-1010

M-F: 7:30 AM-9 PM SAT-SUN: 9 AM-7 PM (EST)
FAX: 800-329-9349 www.NBF.com



CARBON NEUTRAL DELIVERIES
Carbon-neutral emissions on most deliveries.
Visit: www.NBF.com/green for details.



THIS NBF CATALOG IS 100% RECYCLABLE
Change your mailing preferences at www.NBF.com/mailings

Presorted Bound
Printed Matter

U.S. Postage
PAID

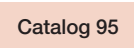
National Business
Furniture, LLC



Source Code



Priority Code: Expedite your order



Catalog 95

The NBF Difference

Our products are backed by our
LIFETIME GUARANTEE

Thousands of products
SHIP TODAY

Learn more about the *Traffic Collection*
Search: **Traffic** @ NBF.com

AS LOW AS
\$439
*Traffic Privacy
Booth w/ Power*



\$1649
86334 - ZIG-ZAG LOUNGE SET
Includes: (3) Armless Chair w/ Power,
(3) Corner Chair and (1) Ottoman

NEW! NBF SIGNATURE SERIES

Open or Private
A Place for Everyone

TRAFFIC COLLECTION

Shop the complete *Traffic* Collection on pages 254-255 and @ NBF.com.